



## INSIDE THIS ISSUE

Page 1 & 2 : CHAIRMAN'S MESSAGE

### COVER STORY

Page 3-5 : EURATEX releases Key Figures on The EU-28 Textile and Clothing Industry in the year 2015

### SPECIAL FEATURE

Page 6 : India's Export Statistics of Textiles & Clothing & Cotton Textiles to World (2015-16)

### TRADE NOTIFICATION

Page 7 : Member Satisfaction Survey  
Page 8 : Membership Subscription Renewal

## EURATEX: EU-28 T&C Key Statistics 2015



## CHAIRMAN'S MESSAGE



Dear Friends,

The second half of May continued to be sedate as the Government and the industry tried to work towards finding solutions to the continued

sluggish growth in exports.

**Textile Industry - A Vehicle for Job Creation for Inclusive Growth**

An important development during the fortnight was the growing realization at the highest levels of the Government that the one sector which can provide the much needed jobs in the country is the garment sector. We have been quick to point out that along with Garments, the Government should also recognize Made-ups as another sector which can create additional jobs and extend the benefits being given to the Garment sector also to this sector.

In order to substantiate the potential of the Textile Industry at large and

the Garment / Home Textiles sector in particular, the Council commissioned a study by Ernst & Young on the "Textile Industry - A Vehicle for Job Creation for Inclusive Growth". Copies of this report were handed over to the Secretary (Textiles) on 16th May with the request that the recommendations be examined and implemented as part of the new Textile Policy expected to be announced shortly.

The report highlights that in case India is able to negotiate favourable trade agreements with EU, Australia, Canada, Textile and Garment exports can reach US\$ 110 billion in the next five years and 1.2 crore incremental jobs can be created.

### Business As Usual (BAU)

In a "Business As Usual" (BAU), scenario exports in the next five years can rise to US\$ 62 billion growing at a CAGR of 9%. Around 29 lakh jobs will be created under this model after accounting for job destruction on account of adoption of automation.

### "Hub and Spoke Model"

The Report also recommends a model of "Hub and Spoke" employment, where "Hubs" are created in small towns including in Tier2 and Tier 3 Cities, and "Spokes" of manufacturing can be set up in surrounding villages. These "Hub and Spoke" models are seen as non-migratory employment models in the Textile & Clothing industry and can improve the labour force participation rate specially amongst women in villages and small towns, if scaled up through facilitation support by the Government.

Friends, these ideas, if implemented properly can prove path-breaking for creating gainful employment in a vast and diverse country like India. In this model production sheds of at least 5000 square feet area employing around 500 women per spoke in rural areas can be leased to credible manufacturers in the Textile & Clothing sector against verifiable proof of employment like PF slips, ESI enrolment etc.

## CHAIRMAN'S MESSAGE

## CONTINUED FROM PAGE 1

### Release of the E&Y Report

We are proposing to release this report at the end of this month at a function in Mumbai and have requested the Hon'ble Minister of Textiles and the Secretary, Textiles to grace the occasion and do the honours. We propose to publicize the potential of our sector in creating meaningful jobs for our countrymen and women and will keep you posted about the detail of the program when they are finalized.

### Duty Drawback Committee

On the policy front, the Government has re-constituted the Duty Draw Back Committee and the process of data collection has commenced. Presentation meetings have been scheduled in the first week of July at important centers like Bengaluru, Coimbatore, and Mumbai.

An important issue to be flagged is regarding the full reimbursement of service tax and different cesses which have been levied by the Government in recent times and which are not getting refunded. There are many other issues also which require consideration and I request all our members to give their suggestions along with the supporting data, wherever possible. This will help the Council to present a strong case to the Drawback Committee for higher rates.

### Reminders to Government

Friends, we are getting reports of the continued stress being faced by our spinning and weaving sector on account of the sluggish demand in the domestic and overseas markets. We have been impressing upon the Government to extend the interest subvention of 3% to the exports of cotton yarn and the merchant exporters. We have also asked the Government to extend the MIES benefits to the cotton yarn sector at least for one year by which time the market conditions are expected to improve.

In the domestic market also we are witnessing "green shoots" of growth and our growth rate has been pegged at 7.5%, the highest in the world.

### FTA's with EU, Australia, Canada

As regards exports, the Government seems to have finally accepted that the Indo- EU FTA needs to be expedited and concluded at the earliest as are the FTA's with Australia and Canada. Reports suggest that the Ministry of Commerce has accelerated its efforts in this direction. Let us hope that these efforts lead to some early results.

### India- Bangladesh Trade

We have also flagged concerns relating to the high levels of duty imposed by Bangladesh on imports of fabrics and yarn from India. On the one hand, Bangladesh seeks duty - free access into India and on the other hand protects its markets with very high tariffs. We have also raised matters relating to movement of goods at the Petrapole and Benapole border points in order to facilitate free movement of consignments between the two countries.

### Anti - Subsidy Investigation by Pakistan on Cotton Yarn

The Council is also taking all the necessary steps to defend the interests of the country in the Anti- Subsidy investigations initiated by the Pakistani authorities on import of cotton yarn from India. We have hired a lawyer and are responding to all the queries of the Pakistani Government on all the schemes perceived to be impacting our exports by the deadline of 25 June 2016.

A Government of India delegation including senior officials from the Directorate General of Safeguards and Anti- Dumping (DGSA&D), Ministry of Commerce is also likely to visit Islamabad around the 20 - 21 June, 2016 to hold consultations with the Pakistani authorities on the validity of the anti- subsidy investigations initiated by them. The matter is very serious as it has implications for all our exports as other countries can also initiate similar anti- subsidy proceedings on not only cotton yarn

but other products. The representative of the Council has also been included as a member of the delegation and will participate in the discussions.

### Yarn Forum Huangzu

Friends, it is true that the present times are stressful largely due to a lack of demand. Apart from low demand, new investments in the spinning sector in Vietnam and China especially in Xinxiang area are having an impact on our yarn exports.

In order to comprehend the extent of these changes the Council is participating in the Cotton Yarn Forum being held in, Huangzu, China from June 15-17 2016. Our Vice - Chairman Shri Ujwal Lahoti will be making a presentation at the forum and understand the current trends of yarn production and investments in China, apart from Pakistan and Vietnam who are also participating in the event. We should get a clear picture of the emerging trends in China after his visit, as China remains our largest market for export of Cotton Yarn.

### Conclusion

Friends, as can be seen we are making all out efforts to see how best we can overcome the adverse market conditions which in our view are cyclical in nature. It is only a matter of time before the sentiments improve in a world beset with uncertainties like " Brexit", impending US Presidential elections and its impact on global trade policy, and the fate of our own efforts to negotiate FTA's without further loss of time.

We are confident that as always we will navigate these tidal waves skilfully and with fortitude as we look forward to reaching new shores in our export efforts.

**R K Dalmia**  
Chairman

:: TEXPROCIL ::

**COVER STORY**

**EURATEX releases Key Figures on The EU-28 Textile and Clothing Industry in the year 2015**



EURATEX – the European Apparel and Textile Confederation representing the interests of the European textile and clothing industry at the level of the EU institutions. In its recent release EURATEX has published key figures on The EU-28 Textile and Clothing Industry in the year 2015.

As per the report, in 2015, the overall size of the Textile & Clothing industry in the EU-28 represents a turnover of 169 billion € and investments of around 4 billion €. Owing to a revival of the EU activity, the 174,000 T&C companies reported employing over 1.7 million workers. EU external trade was more dynamic than the previous year with 45 billion € of T&C products exported and 109 billion € imported from Third markets, the report said.



**TEXPROCIL E-NEWSLETTER**

Edited & Published by:  
Siddhartha Rajagopal

Editorial Team  
N. Ravindranathan,  
Rajesh Satam, A. Ravindrakumar,  
Shailesh Martis, Sanjay Rane

Ideas & contributions are welcome at:  
texprocil1@gmail.com; mktg@texprocil.org

Editorial & Publishing Office at :



**TEXPROCIL**

**The Cotton Textiles Export Promotion Council**  
Engineering Centre, 5th floor, 9, Mathew Road,  
Mumbai – 400 004. India.  
Tel: +91 22 23632910 to 12  
E-mail: info@texprocil.org

**Disclaimer**

TEXPROCIL E-Newsletter, fortnightly edition, is the sole property of Texprocil – [owners] The Cotton Textiles Export Promotion Council. The views and opinions expressed or implied by contributions - compiled by the editorial team are those of the authors and do not necessarily reflect those of Texprocil, Editorial Team or the Publisher. Unsolicited articles and transparencies are sent in at the contributor's risk and the owners accept no liability for loss or damage. Subscription to this e-newsletter shall be available on the condition that no content be reproduced whether in part or full or distributed without prior written consent of the owners.

*(For private circulation only)*

**EUROPEAN UNION: Short term indicators**

The mill consumption of fibres in 2015 was recorded at 3.217 thousand tonnes a mere 0.2% rise over the previous year. The EU-28 production index based on 2010=100 was recorded as negative for each of Man-made fibres, textile and clothing, whereas the production price index was recorded as positive for textile, constant for clothing and negative for man-made fibres over the previous year 2014.

**EUROPEAN UNION : SHORT TERM INDICATORS**

	2015	2014	15/14	2001
<b>EUROPEAN MILL CONSUMPTION of FIBRES</b>				
EUROPE* 1000 t <small>* Western Europe + CEEC (source: CIRFS)</small>	<b>3.217</b>	3.211	0,2%	3.051 (2011)
<b>E.U.-28. PRODUCTION INDEX - 2010=100</b> EUROSTAT				
MAN-MADE FIBRES	<b>106,2</b>	85,9	-0,3%	144,6
TEXTILE	<b>94,7</b>	95,3	-0,6%	155,8
CLOTHING	<b>85,5</b>	86,8	-1,4%	185,5
<b>E.U.-28 PRODUCTION PRICE INDEX in € - 2010=100</b> EUROSTAT				
MAN-MADE FIBRES	<b>104,6</b>	107,4	-2,7%	95,5
TEXTILE	<b>109,5</b>	109,0	0,4%	95,2
CLOTHING	<b>105,1</b>	105,1	0,0%	94,4

# COVER STORY

(CONTD FROM PAGE 3)

## EURATEX releases Key Figures on The EU-28 Textile and Clothing Industry in the year 2015

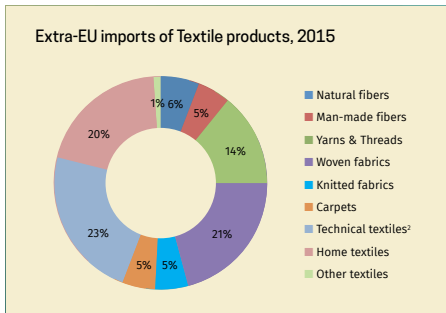
### Key Figures on The EU-28 Textile and Clothing Industry in the year 2015

Data on key Figures on The EU-28 Textile and Clothing Industry in the year 2015 indicates steady rise in household consumption, growth in turnover and those in imports and exports from the extra-EU territories.

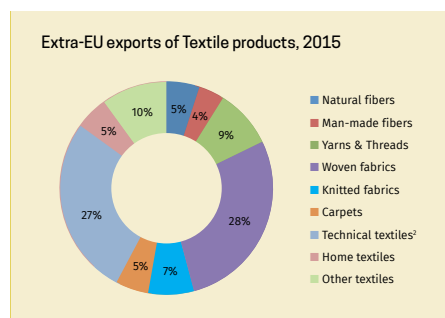
Other factors like investment remained negative, whereas employment and number of companies added remained constant or have recorded a marginal growth in 2015.

### Sub sectors share in The EU-28 Textile and Clothing Trade

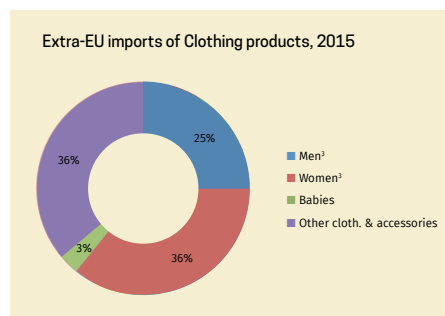
Share in imports of Textile products include Natural fibers-6%, Man-made fibers-5%, Yarns & Threads-14%, Woven fabrics-21%, Knitted fabrics-5%, Carpets-5%, Technical textiles-23%, Home textiles -20%, and Other textiles-1%.



Share in exports of Textile products include Natural fibers-5%, Man-made fibers-4%, Yarns & Threads-9%, Woven fabrics-28%, Knitted fabrics-7%, Carpets-5%, Technical textiles-27%, Home textiles -5%, and Other textiles-10%.

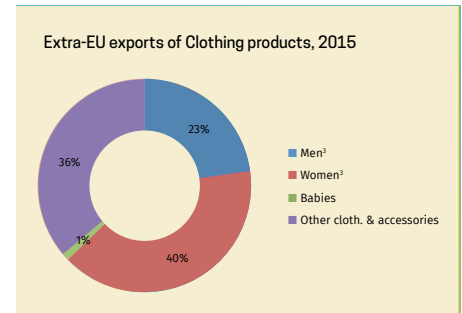


Similarly, share in imports of Clothing products indicates Men-25%, Women-36%, Babies - 3 % and other clothing & accessories-36%.



Also, Share in exports of Clothing products indicates Men-23%, Women-40%, Babies - 1 % and other clothing & accessories-36%.

Source: CITH, EUROSTAT



Notes:

<sup>1</sup> shares based on values

<sup>2</sup> excluding TT from HS chapters 30, 39, 40, 48, 68, 69,70 and 96

<sup>3</sup> clothing products including workwear

KEY FIGURES 2015 EUROPEAN UNION-28 TEXTILE & CLOTHING INDUSTRY						KEY FIGURES 2015 E.U. TEXTILE & CLOTHING INDUSTRY																									
EURATEX QUICK INFORMATION GUIDE						E.U.-28																									
May 2016 Current values	2015e	2014r	2013r	2012	2011	Unit	2015 e	15/14 %																							
<b>HOUSEHOLD CONSUMPTION (bil. €):</b>						<b>Turnover (bil. €):</b>	<b>Investment (bil. €):</b>	<b>EMPLOYMENT (1000 pers.):</b>	<b>COMPANIES (number):</b>	<b>EXTRA E.U.-28 IMPORTS (bil. €):</b>	<b>EXTRA E.U.-28 EXPORTS (bil. €):</b>	<b>E.U.-28 TRADE BALANCE (bil. €):</b>																			
- Textile & clothing													- MAN-MADE FIBRES	- TEXTILES	- CLOTHING	- MAN-MADE FIBRES	- TEXTILES	- CLOTHING	- MAN-MADE FIBRES	- TEXTILES*	- CLOTHING*	- TEXTILES*	- CLOTHING*								
- Man-made fibres																								- CLOTHING	- CLOTHING	- CLOTHING	- CLOTHING	- CLOTHING	- CLOTHING	- CLOTHING	- CLOTHING
- Textile						- CLOTHING	- CLOTHING	- CLOTHING	- CLOTHING	- CLOTHING	- CLOTHING	- CLOTHING																			
- Clothing													- CLOTHING	- CLOTHING	- CLOTHING	- CLOTHING	- CLOTHING	- CLOTHING	- CLOTHING	- CLOTHING	- CLOTHING	- CLOTHING	- CLOTHING								
<b>Total</b>																								- CLOTHING	- CLOTHING	- CLOTHING	- CLOTHING	- CLOTHING	- CLOTHING	- CLOTHING	- CLOTHING
<b>Investment (bil. €):</b>						- CLOTHING	- CLOTHING	- CLOTHING	- CLOTHING	- CLOTHING	- CLOTHING	- CLOTHING																			
- Man-made fibres													- CLOTHING	- CLOTHING	- CLOTHING	- CLOTHING	- CLOTHING	- CLOTHING	- CLOTHING	- CLOTHING	- CLOTHING	- CLOTHING	- CLOTHING								
- Textile																								- CLOTHING	- CLOTHING	- CLOTHING	- CLOTHING	- CLOTHING	- CLOTHING	- CLOTHING	- CLOTHING
- Clothing						- CLOTHING	- CLOTHING	- CLOTHING	- CLOTHING	- CLOTHING	- CLOTHING	- CLOTHING																			
<b>Total</b>													- CLOTHING	- CLOTHING	- CLOTHING	- CLOTHING	- CLOTHING	- CLOTHING	- CLOTHING	- CLOTHING	- CLOTHING	- CLOTHING	- CLOTHING								
<b>Employment (1000 pers.):</b>																								- CLOTHING	- CLOTHING	- CLOTHING	- CLOTHING	- CLOTHING	- CLOTHING	- CLOTHING	- CLOTHING
- Man-made fibres						- CLOTHING	- CLOTHING	- CLOTHING	- CLOTHING	- CLOTHING	- CLOTHING	- CLOTHING																			
- Textile													- CLOTHING	- CLOTHING	- CLOTHING	- CLOTHING	- CLOTHING	- CLOTHING	- CLOTHING	- CLOTHING	- CLOTHING	- CLOTHING	- CLOTHING								
- Clothing																								- CLOTHING	- CLOTHING	- CLOTHING	- CLOTHING	- CLOTHING	- CLOTHING	- CLOTHING	- CLOTHING
<b>Total</b>						- CLOTHING	- CLOTHING	- CLOTHING	- CLOTHING	- CLOTHING	- CLOTHING	- CLOTHING																			
<b>Companies (number):</b>													- CLOTHING	- CLOTHING	- CLOTHING	- CLOTHING	- CLOTHING	- CLOTHING	- CLOTHING	- CLOTHING	- CLOTHING	- CLOTHING	- CLOTHING								
- Man-made fibres																								- CLOTHING	- CLOTHING	- CLOTHING	- CLOTHING	- CLOTHING	- CLOTHING	- CLOTHING	- CLOTHING
- Textile						- CLOTHING	- CLOTHING	- CLOTHING	- CLOTHING	- CLOTHING	- CLOTHING	- CLOTHING																			
- Clothing													- CLOTHING	- CLOTHING	- CLOTHING	- CLOTHING	- CLOTHING	- CLOTHING	- CLOTHING	- CLOTHING	- CLOTHING	- CLOTHING	- CLOTHING								
<b>Total</b>																								- CLOTHING	- CLOTHING	- CLOTHING	- CLOTHING	- CLOTHING	- CLOTHING	- CLOTHING	- CLOTHING
<b>Extra-eu imports (bil. €):</b>						- CLOTHING	- CLOTHING	- CLOTHING	- CLOTHING	- CLOTHING	- CLOTHING	- CLOTHING																			
- Textile*													- CLOTHING	- CLOTHING	- CLOTHING	- CLOTHING	- CLOTHING	- CLOTHING	- CLOTHING	- CLOTHING	- CLOTHING	- CLOTHING	- CLOTHING								
- Clothing																								- CLOTHING	- CLOTHING	- CLOTHING	- CLOTHING	- CLOTHING	- CLOTHING	- CLOTHING	- CLOTHING
<b>Total</b>						- CLOTHING	- CLOTHING	- CLOTHING	- CLOTHING	- CLOTHING	- CLOTHING	- CLOTHING																			
<b>Extra-eu exports (bil. €):</b>													- CLOTHING	- CLOTHING	- CLOTHING	- CLOTHING	- CLOTHING	- CLOTHING	- CLOTHING	- CLOTHING	- CLOTHING	- CLOTHING	- CLOTHING								
- Textile*																								- CLOTHING	- CLOTHING	- CLOTHING	- CLOTHING	- CLOTHING	- CLOTHING	- CLOTHING	- CLOTHING
- Clothing						- CLOTHING	- CLOTHING	- CLOTHING	- CLOTHING	- CLOTHING	- CLOTHING	- CLOTHING																			
<b>Total</b>													- CLOTHING	- CLOTHING	- CLOTHING	- CLOTHING	- CLOTHING	- CLOTHING	- CLOTHING	- CLOTHING	- CLOTHING	- CLOTHING	- CLOTHING								
<b>Extra-eu trade balance (bil. €):</b>																								- CLOTHING	- CLOTHING	- CLOTHING	- CLOTHING	- CLOTHING	- CLOTHING	- CLOTHING	- CLOTHING
- Textile*						- CLOTHING	- CLOTHING	- CLOTHING	- CLOTHING	- CLOTHING	- CLOTHING	- CLOTHING																			
- Clothing													- CLOTHING	- CLOTHING	- CLOTHING	- CLOTHING	- CLOTHING	- CLOTHING	- CLOTHING	- CLOTHING	- CLOTHING	- CLOTHING	- CLOTHING								
<b>Total</b>																								- CLOTHING	- CLOTHING	- CLOTHING	- CLOTHING	- CLOTHING	- CLOTHING	- CLOTHING	- CLOTHING

e: Euratex estimates, based on 2014 Euratex members & Eurostat. r: revised  
\*: incl. Man-made fibres, excl. Textiles outside HS chapters 50-63

e: Euratex estimates, based on 2014 Euratex members & Eurostat 15  
\*: incl. Man-made fibres, excl. Textiles outside HS chapters 50-63

**COVER STORY**  
(CONTD FROM PAGE 4)

**EURATEX releases Key Figures on The EU-28  
Textile and Clothing Industry in the year 2015**

**EU-28: Main trading partners in Textile and Clothing**

Partners buying textile from EU-28 include USA followed by China, Turkey, Switzerland and Morocco.

Partners supplying textile to EU-28 include China, Turkey, India, Pakistan and USA.

Similarly, partners buying clothing from EU-28 include Switzerland followed by USA, Russia, Hong Kong and Japan.

Also, partners supplying clothing to EU-28 include China, Bangladesh, Turkey, India and Cambodia.

**Trade Concerns in EU-28 for India**

Texprocil has pointed through various fora that it is a matter of deep concern that India has already lost market share to Pakistan in 19 textile and 18 clothing products (37 products in all). If urgent action is not initiated to address the issue then India would lose its market share in many more items, he said.

The solution to this problem, according to Council, is that if India and the European Union were to sign a free trade agreement which will help the textiles sector gain in terms of market access. However, concerns are being expressed over the pace of progress of negotiations on the FTA. The government needs to revive talks under the Indo-EU FTA and conclude it at the earliest, if need be as a separate sectoral agreement.

**:: TEXPROCIL ::**

EUROPEAN UNION-28 MAIN TRADING PARTNERS IN TEXTILE-CLOTHING*					
MIO EURO		2014		2015	
TEXTILE CUSTOMERS	1	United States	2,353	United States	2,732
	2	China	1,788	China	1,900
	3	Turkey	1,693	Turkey	1,757
	4	Switzerland	1,425	Switzerland	1,407
	5	Morocco	1,312	Morocco	1,366
		1-5 % Extra Extra-EU28	40,5% 21.157	1-5 % Extra Extra-EU28	42,0% 21.836
TEXTILE SUPPLIERS	1	China	8,631	China	9,581
	2	Turkey	4,516	Turkey	4,787
	3	India	2,475	India	2,598
	4	Pakistan	2,067	Pakistan	2,285
	5	United States	1,062	United States	1,236
		1-5 % Extra Extra-EU28	71,0% 26.425	1-5 % Extra Extra-EU28	71,5% 28.649
CLOTHING CUSTOMERS	1	Switzerland	3,379	Switzerland	3,436
	2	Russia	2,959	United States	3,093
	3	United States	2,555	Russia	2,102
	4	Hong Kong	1,611	Hong Kong	1,935
	5	Japan	1,296	Japan	1,338
		1-5 % Extra Extra-EU28	54,0% 21.847	1-5 % Extra Extra-EU28	52,5% 22.693
CLOTHING SUPPLIERS	1	China	28,395	China	29,973
	2	Bangladesh	11,097	Bangladesh	13,717
	3	Turkey	9,208	Turkey	9,437
	4	India	4,649	India	5,139
	5	Morocco	2,310	Cambodia	2,954
		1-5 % Extra Extra-EU28	75,8% 73.421	1-5 % Extra Extra-EU28	75,8% 80.775
<b>Total Extra-EU28</b>		<b>T&amp;C *</b>	<b>T&amp;C **</b>	<b>T&amp;C *</b>	<b>T&amp;C **</b>
Customers		43,004	46,578	44,529	48,235
Suppliers		99,845	103,249	109,424	113,179

\* Textiles & Clothing from HS chapters 50 to 63  
\*\* Including also textiles from HS 30, 39, 40, 48, 68, 69, 70, 96  
For further information please contact EURATEX  
roberta.adinolfi@euratex.eu - www.euratex.eu



**For more information on  
Global Textile Markets,  
Please contact us on Email :  
info@texprocil.org**



**Join Us... Now!**

**& avail of our  
Membership Benefits**

To know more, please write to us on email:  
**info@texprocil.org**

**SPECIAL  
FEATURE****India's Export Statistics of Textiles & Clothing  
& Cotton Textiles to World (2015-16)**

India's Exports of Textiles & Clothing achieved a level of US\$36.76 billion in F.Y. 2015-16. This included US \$ 19.76 billion of exports in Textiles and US \$ 17 billion of exports in Clothing. This amounted to a decline of (-) 2.39 % over the previous F.Y. 2014-15. Cotton Textiles exported from India during this period recorded a level of US \$ 12.88 billion which includes US \$ 1.93 billion exports of Raw Cotton from India. This amounted to a decline of (-) 3.40 % over the previous F.Y. 2014-15.

<b>India Export Statistics of Textiles &amp; Clothing to World</b>							
Commodity	Million United States Dollars						% Change 2016/2015
	2010-11	2011-12	2012-13	2013-14	2014-15	2015-16	
Textiles & Clothing	28124.31	34454.21	33228.40	37517.11	37661.47	36762.00	-2.39
Textiles	16890.16	20696.03	20252.73	22499.62	20811.41	19761.57	-5.04
RMG CLOTHING	11234.16	13758.18	12975.67	15017.49	16850.07	17000.43	0.89
Cotton Textiles	7468.41	9019.25	9970.81	11550.93	11432.84	10941.51	-4.30
Cotton Yarn	2696.27	2990.31	3535.47	4555.38	3938.19	3610.45	-8.32
Cotton Yarn (Mn Kgs)	693.80	749.46	1107.89	1310.14	1253.33	1325.29	5.74
Cotton Fabrics	1436.86	1952.14	2038.54	2198.52	2443.32	2139.06	-12.45
Cotton Madeups	3335.28	4076.81	4396.79	4797.03	5051.33	5192.00	2.78
Raw Cotton	2873.75	4339.83	3750.67	3642.35	1900.84	1938.81	2.00
Raw Cotton (Mn Kgs)	1258.44	2003.59	2056.70	1947.68	1142.53	1346.42	17.85
Cotton Textiles + Raw Cotton	10342.16	13359.08	13721.49	15193.28	13333.67	12880.33	-3.40
<b>India's Cotton Textile Exports to World (2015-16)</b>							
Cotton Textile Exports	2010-11	2011-12	2012-13	2013-14	2014-15	2015-16	
Cotton Textiles Target	6500	7000	9000	12000	13500	13675	
Cotton Textiles Achievement (Including Raw Cotton)	10342	13359	13721	15193	13334	12880	
% Change	59%	91%	52%	27%	-1%	-5%	
Source: GTA / Ministry of Commerce							

In the overall basket of cotton textiles Cotton Yarn achieved a level of US \$ 3.61 billion recording a decline of (-) 8.32% in dollar terms. Cotton Fabrics reached a level of US \$ 2.13 billion recording a decline of (-) 12.45 %. Cotton Madeups achieved a level of US \$ 5.19 billion recording a growth of 2.78 %.

**:: TEXPROCIL ::**



Avail of more detailed information on  
**EXIM POLICY**  
at **TEXPROCIL GREIVANCE REDRESSAL CELL**  
email: [ravikumar@texprocil.org](mailto:ravikumar@texprocil.org)

**Join Us... Now! Avail info. on Membership Benefits on email : [info@texprocil.org](mailto:info@texprocil.org)**

# TRADE NOTIFICATION

# MEMBERSHIP SATISFACTION SURVEY

Dear Member,

The Council has recently obtained ISO-9001:2008 Certification. As part of the ISO documentation concerning 'Customer Satisfaction' we are seeking feedback from our Members on the services offered by the Council. Accordingly kindly fill in your complete information below and respond to the questions below by tick (✓) marking appropriate response in the space provided or with suggestions in brief wherever necessary. We value your association with us and prompt feedback.

## COMPANY INFORMATION

Name of the Company	:	
Contact Person & Designation	:	
TEXPROCIL Membership (RCMC) No.	:	
Email Address & Website	:	

1) Kindly rate the following services offered by Texprocil on rating of 5 to 1. in order to serve you still better.\*  
5= Excellent, 4=Good, 3 = Satisfactory, 2 = Needs Improvement., 1 = Not Availed (N.A.)

Membership	Rate Here	Trade Development	Rate Here	Trade Promotion	Rate Here	Trade Services	Rate Here	Trade Intelligence	Rate Here
Procedure for New Membership	<input type="text"/>	Publication: E-Newsletter	<input type="text"/>	Intl. Fairs & Events	<input type="text"/>	Certificate of Origin	<input type="text"/>	Interactive Website	<input type="text"/>
Membership Renewal	<input type="text"/>	E-serve	<input type="text"/>	Seminars & Workshops	<input type="text"/>	Grievance Redressal Services	<input type="text"/>	E-News Clippings	<input type="text"/>
RCMC Amendment	<input type="text"/>	Circulation Trade Enquiries Award	<input type="text"/>	MDA/MAI Schemes	<input type="text"/>	Information on Exim policy/Amendment DBK	<input type="text"/>	Information Disseminated	<input type="text"/>

2) a. Are you generally satisfied with the services actively availed by your company and marked above? Tick (✓)	YES	<input type="text"/>	NO	<input type="text"/>
b. If you have replied 'no' above, please suggest how the Council can improve the services (use additional sheet if required)	Suggestions:			
3) How is your company benefitting from the Exhibitions / BSMs being organized by the Council? Tick (✓)	Accessing new Markets	<input type="text"/>	Generating additional business	<input type="text"/>
Others (Pls. Specify):	Making new Contacts (Trade Enquiries)	<input type="text"/>	Any Others	<input type="text"/>
4) How is your company benefitting from the Export Facilitation services being provided by the Council?	Information on Export Policy / Procedures	<input type="text"/>	Responses to various EXIM queries	<input type="text"/>
Others (Pls. Specify):	Redressal of Trade related grievances	<input type="text"/>	Any Others	<input type="text"/>
5) Have you recommended TEXPROCIL Membership to other companies? Tick (✓)	YES	<input type="text"/>	NO	<input type="text"/>
6) Do you have any other suggestions to offer regarding TEXPROCIL Member Services? (use additional sheet if required)	Suggestions:			

\*Kindly ignore this feedback form, if you have already responded.

Join Us... Now! Avail info. on Membership Benefits on email : [info@texprocil.org](mailto:info@texprocil.org)

# TRADE NOTIFICATION

# TEXPROCIL MEMBERSHIP ANNUAL RENEWAL SUBSCRIPTION

The annual renewal subscription amount for the financial year 2016-2017 (due from 1st April, 2016) is as follows: -

- 1) **MEMBER EXPORTER** - RS. 11,500/- ( MEM FEES 10,000 + S. TAX 1,500 )
- 2) **REGISTERED TEXTILE EXPORTERS (RTE)** - RS. 5,750/- ( MEM FEES 5,000 + S. TAX 750 )

**Special Discount:** Texprocil is announcing a special discount scheme for those who wish to renew their membership for a period of 3 or 5 years as follows:

Period	Membership Fees		Discount Slab	Discounted Fees		Benefit to Exporters	
	RTE	Member		RTE	Member	RTE	Member
For 3 years	15,000	30,000	10%	13,500	27,000	1,500	3,000
For 5 years	25,000	50,000	15%	21,250	42,500	3,750	7,500

[RTEs and Members have to pay service tax on the discounted amount at the rate of 15%.]

### Note for Members:

Members are also requested to submit the CA Certificate as per the format given below certifying the Export Turnover for the financial years 2014-2015 & 2015-2016 i.e. the amount of actual FOB value of exports of Cotton Textiles excluding Readymade Garments and Handloom Textiles.

Members may note that the eligibility criterion of annual export turnover is minimum Rs. 2 Crore. Those not fulfilling the criteria will automatically be renewed as RTE i.e. Registered Textile Exporter.

RTEs are not required to submit the CA certificate.

### Format of Chartered Accountant Certificate to be submitted by Members only:

#### CHARTERED ACCOUNTANT CERTIFICATE (on C.A.'s Letter Head)

#### TO WHOMSOEVER IT MAY CONCERN

This is to certify that M/s. \_\_\_\_\_ (Name and full address of the Member) having IE code No. \_\_\_\_\_ have exported Cotton / Cotton Yarn / Cotton Fabrics / Cotton Madeups (Excluding Handloom Items / Readymade Garments and Silks, etc.) during the financial year 2014-2015 & 2015-2016 as follows:

Sr. No.	Description	2015-2016 (Rs. FOB Value)	2014-2015 (Rs. FOB Value)
1	Cotton		
2	Cotton Yarn		
3	Cotton Fabrics		
4	Cotton Made-ups		
	<b>TOTAL</b>		

(Stamp & Signature of Chartered Accountant)  
(Membership No. of Chartered Accountant)  
(Firm Registration No. of Chartered Accountant)

PLACE:

DATE:

### Note to Members & RTEs whose RCMC is expiring on 31.03.2016:

Please apply immediately for renewal of RCMC with the following documents:

- [1] Copy of your Import-Exporter Code (IEC)
- [2] In case of Manufacturer Exporter, a copy of Manufacturing Licence
- [3] In case of changes in Partners, a copy of revised deed of partnership
- [4] In case of changes in Directors, a copy of Form 32/DIR-2 or Board Resolution for those who have resigned or newly appointed.

(For any further queries please write to Mrs. Smita Dalvi on email : [smita@texprocil.org](mailto:smita@texprocil.org))