

## OESO Newsletter – June 2024

Message to the members of OESO,  
and to all those who have interest in Esophagology



### The **OESO-SEMPIRE**

**VIRTUAL EDUCATIONAL  
CHANNEL**

**34th meeting**

Hosted by:

**Yinglian Xiao, MD PhD**

Professor of Clinical Medicine,  
Deputy, Department of Gastroenterology and Hepatology,  
Department of Internal Medicine,  
Vice-president of Nansha Division

From First affiliated hospital of Sun Yat-sen University,  
Guangdong Province, China

### **Wednesday, June 5, 2024**

- Guangzhou, China | Time: 10 pm

- **Europe CET:**

Paris: 4 – 5.30 pm

UK: 3 – 4.30 pm

- **North America:**

West Coast: 7 – 8.30 am

East Coast: 10 – 11.30 am

- **South America:**

São Paulo:

11 am – 12.30 pm

Buenos Aires:

11 am – 12.30 pm

Santiago Chile:

10 – 11.30 am

- **Africa:**

Bomet, Kenya: 5 – 6.30 pm

- **Asia:** Malaysia,

Kuala Lumpur: 10 – 11.30 pm

Beijing: 10 – 11.30 pm

- **Australia:**

Melbourne: 12 midnight –  
1.30 am (Thu, June 6)

- Zoom technology applied

**Registration is free, but mandatory:**

Free registration

# Symptom relapse after POEM: What should we do next?

## GIST OF THE 1<sup>ST</sup> CASE

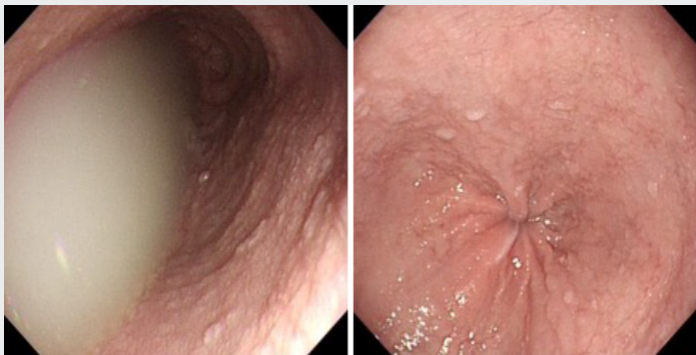
### Presenter of the case:

- Niandi **Tan**, MD PhD  
(Guangzhou)

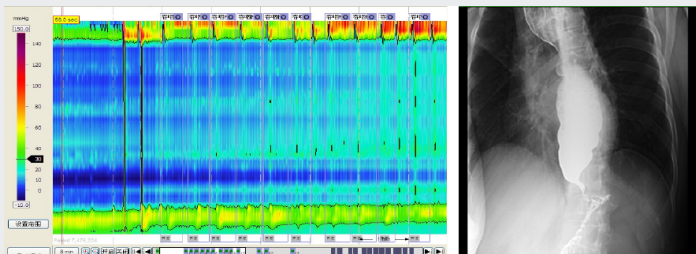
### Recurrent dysphagia in a patient with achalasia after POEM

- A 64-year-old man with progressively worsened dysphagia for 6 years diagnosed as achalasia.
- Complete symptom relief achieved by peroral endoscopic myotomy (POEM), but dysphagia with regurgitation recurred after 2 years.
- His symptom did not respond to acid-suppressive therapy and prokinetics.

### Examination at initial visit:

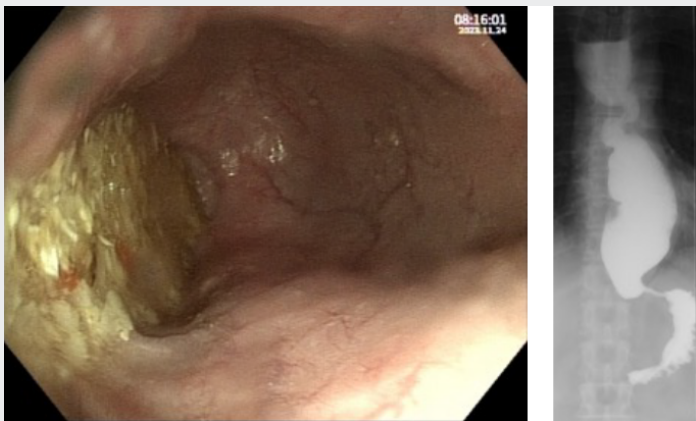


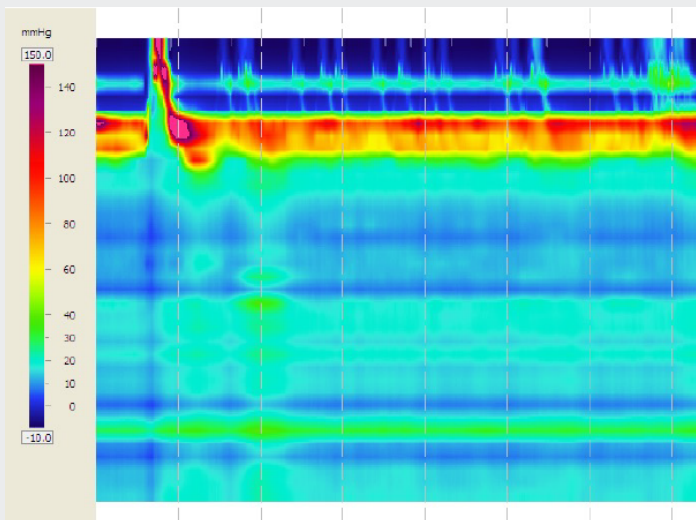
### Gastroscopy



### High-resolution manometry and barium esophagram

### Examination for recurrent dysphagia:





High-resolution manometry

## GIST OF THE 2<sup>ND</sup> CASE

### Presenter of the case:

- Mengyu **Zhang**, MD PhD  
(Guangzhou)

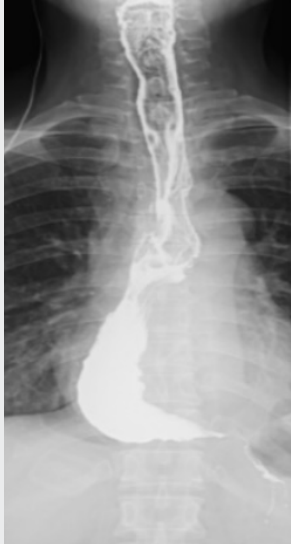
### Is esophageal stenosis after POEM truly achalasia recurrence?

- A 49-year-old woman had dysphagia, vomiting, regurgitation and loss of appetite for 1 year, was diagnosed with achalasia according to gastroscopy and barium esophagram in other center.
- She underwent POEM and had recurrent dysphagia and regurgitation 1 year after POEM.

### Examination at initial visit:

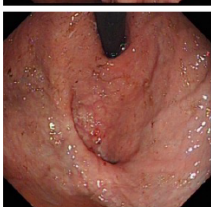
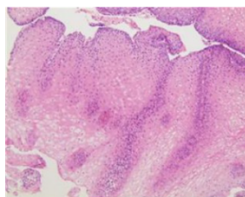
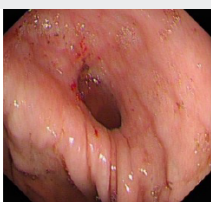
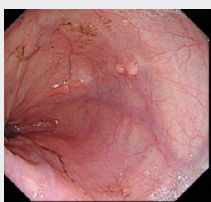


Gastroscopy

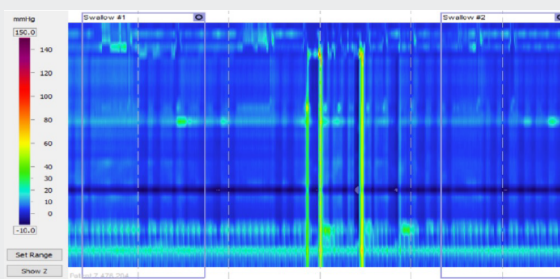


*Barium esophagram*

### Examination for recurrent symptoms:



- *Gastroscopy*
- *Histological examination: no neoplasia.*



*High-resolution manometry and barium esophagram*

## GIST OF THE 3<sup>RD</sup> CASE

### Presenter of the case:

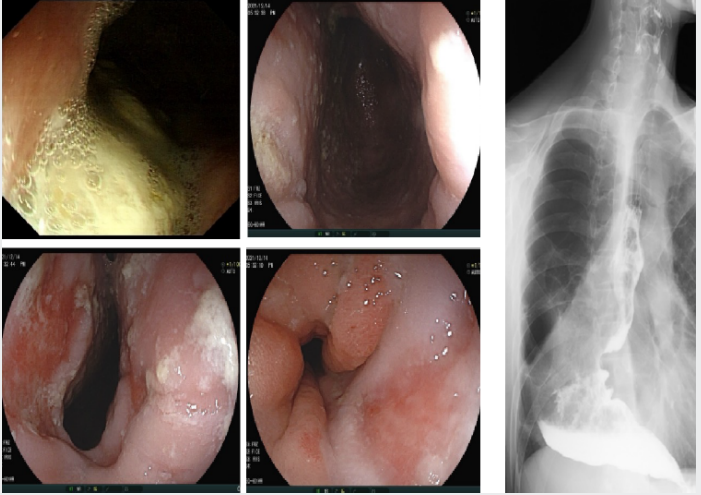
- Qianjun **Zhuang** MD PhD (Guangzhou)

### Recurrent esophageal bleeding after POEM

- A 58-year-old man had swallow discomfort since 1990s, which could be relieved by fluid diet.
- Aggravated dysphagia 2 years ago, diagnosed as achalasia in another center.

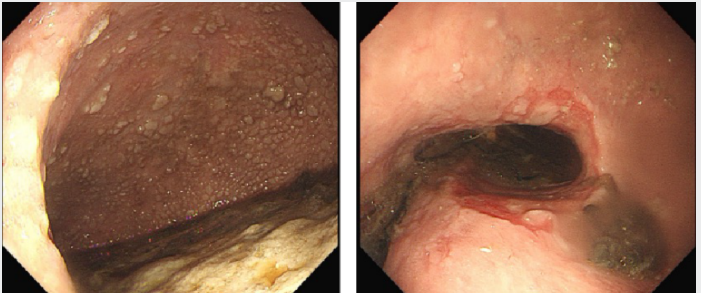
- Invasive treatment was refused.
- Patient admission to emergency room for epigastric pain and melena.
- POEM performed, followed by slight dysphagia, regurgitation and chest pain everyday, but the symptoms were tolerable.
- The patient showed up in the emergency room for epigastric pain and melena again after 3 years.

#### Examination at initial visit:



*Gastroscopy and barium esophagram*

#### Examination at initial visit:



*Gastroscopy*

#### Panel for discussion:

- Pinghong **Zhou** (Shanghai)
- Ian **Huang** (Hong Kong)
- Nina **Zhang** (Nanjing)
- Xuelian **Xiang** (Wuhan)
- Xiangbing **Xing** (Guangzhou)
- John O. **Clarke** (Stanford)
- George **Triadafilopoulos** (Houston)
- Mehnaz **Shafi** (Houston)

#### Topics for discussion

- Different causes of recurrent dysphagia in treated achalasia.
- How to identify different causes of recurrent dysphagia in treated achalasia?
- Management of recurrent dysphagia in treated achalasia.
- Optimized treatment for achalasia with different features.

#### Key learning points:

- Diagnosis and management of recurrent dysphagia after POEM

Thirty-three Pilot Centers worldwide are currently listed in the network of the OESO-SEMPIRE Platform of Excellence in Esophagology to take part in the program of the **OESO Virtual Educational Channel in Esophagology**.



Such a program is in line with true multi-disciplinarity, the essence of OESO since its creation, and the mission defined by UNESCO in the **Chair of Digital Education** attributed in 2018, at the University of Geneva, to the OESO Foundation



The previous "Staff meeting discussions" were organized in

- **2020:** May 28 (Pilot Center of Milan), July 22 (Pilot Center of Stanford), October 3 (Pilot Center of Bomet, Kenya), October 29 (Pilot Center of Beijing), December 10 (Pilot Center of Geneva),
- **2021:** January 29 (Pilot Center of Melbourne), February 25 (Pilot Center of Bordeaux), March 19 (Pilot Center of Stanford), April 15 (Pilot Center of Paris), May 26 (Pilot Center of Milan), June 23 (Pilot Center of Sao Paulo), August 21 (Asian Pacific Digestive Week), October 19 (Pilot Center of Mainz), November 22 (Pilot Center of Bordeaux), December 9 (Pilot Center of Geneva),
- **2022:** January 20 (Pilot Center of Kota Bharu), February 22 (Pilot Centers of Beijing, Shanghai and Guangzhou), March 24 (Pilot Center of Boston), May 4 (Pilot Centers of Melbourne and Kenya), July 19 (Pilot Center of Kota Bharu), September 23 (Pilot Center of Milwaukee, Wisconsin), October 8 (Pilot Center of Chile), December 14 (Pilot Center of Geneva),
- **2023:** January 11 (Pilot Center of Stanford), February 26 (Pilot Center of Malaysia), March 23 (Pilot Center of Boston), May 24 (Pilot Center of Paris), June 1 (Pilot Center of Chile), September 28 (Pilot Center of Milwaukee, WI), November 30 (Pilot Center of Geneva and London) and December 18 (Pilot Center of Zurich),
- **2024:** January 24 (Pilot Center of Houston, Texas), February 20 (Pilot Center of Verona).



- **Wherever you are in the world,**
- **Whatever your specialty,**
- **Whatever your level,**

the 34th clinical case of the OESO-SEMPIRE Platform will afford you the opportunity to participate in a global multidisciplinary staff meeting dedicated to a challenging topic of esophagology. It will involve specialists in various disciplines, and participants from any country can connect to the discussions.

Looking forward to seeing you soon!

**Robert Giuli, MD, FACS**  
Professor of Surgery  
Founder & Deputy Executive Director of OESO

The next 35th clinical case coming up for discussion will be announced on the OESO website and in the Next Newsletter.

OESO Head Office  
2, Bd Pershing  
75017 Paris, France  
Tel. + 33 (0)1 55 37 90 15  
email: [michele.liegeon@oeso.org](mailto:michele.liegeon@oeso.org)  
[www.oeso.org](http://www.oeso.org)

