

SOUVENIR PROGRAMME

ENDOKL2024

9th

WORLD CONGRESS FOR ENDOSCOPIC SURGERY OF THE PARANASAL SINUSES, SKULL BASE, BRAIN AND SPINE

- 2nd Congress of College of Otorhinolaryngologists - Head & Neck Surgeons
- 44th MSO-HNS AGM & 2nd CORLAMM AGM



Shangri-La Kuala Lumpur
Malaysia

25th to 27th April

2024



Supported by:



SECRETARIAT
ENDOKL2024

Unit 1.6, Level 1, Hive 4

Mranti Park, Jalan Innovasi 1

Bukit Jalil, 57000 Kuala Lumpur, Malaysia

Tel: +603 8996 0700, 8996 1700, 8996 2700

Fax: +603 8996 4700

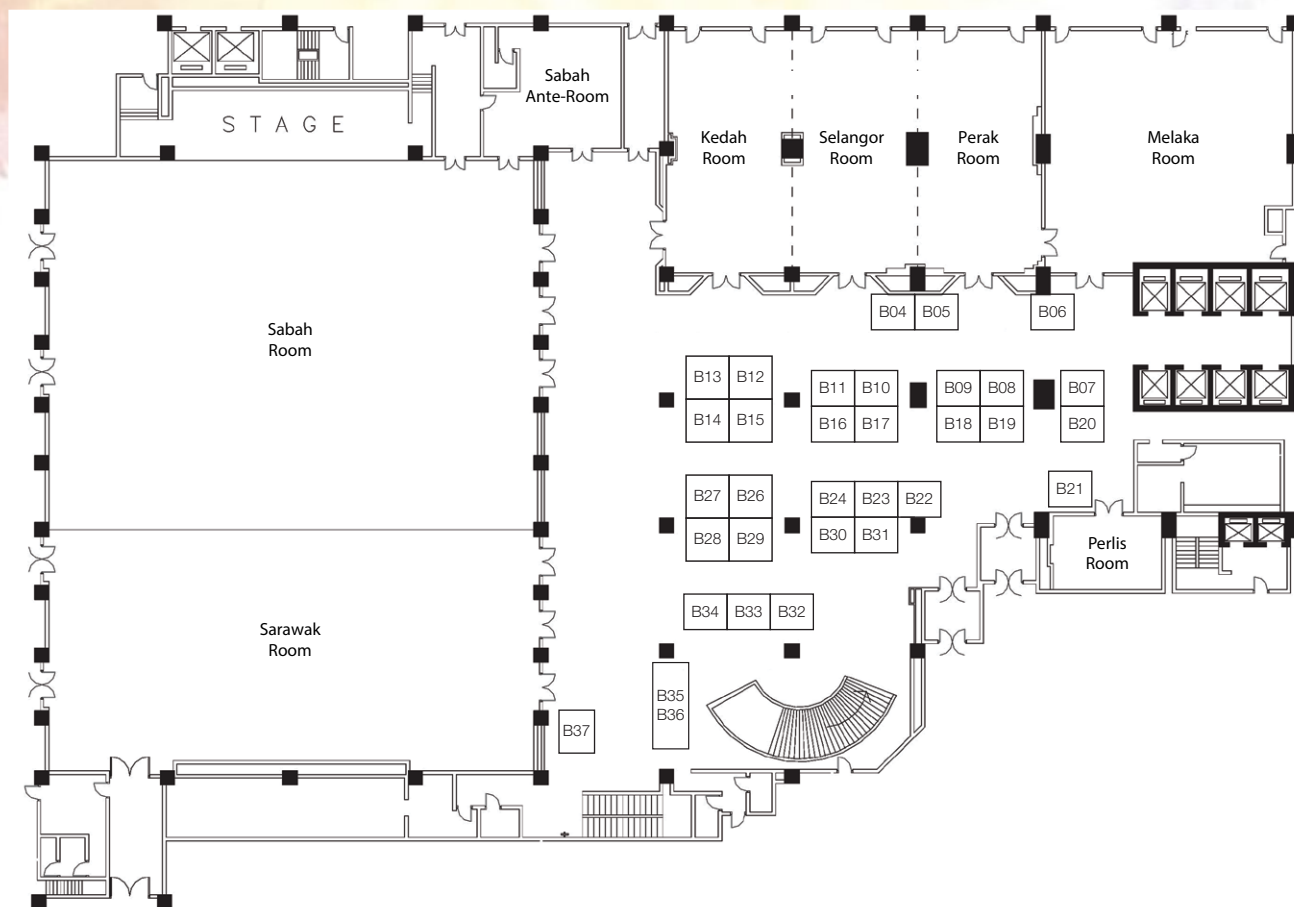
Email: secretariat@endokl2024.org

WWW.ENDOKL2024.ORG

CONTENTS

Floor Plan & Trade Exhibition	2 - 3
Messages	
• President, ENDOKL2024	4
• Organising Chairman, ENDOKL2024	5
• Organising Chairman (Neurosurgery), ENDOKL2024	6
• President, College of ORLHNS, AMM & MSOHNS	7
• President, Neurosurgical Association of Malaysia	8
Councils / Committees	
• ENDOKL2024 Committees	9 - 10
• CORLAMM Council 2023-2024	11
• Neurosurgical Association of Malaysia Council 2023-2025	11
Invited Faculty	12 - 14
Programme Summary	15 - 25
Daily Programme	
• 25 th April 2024 (Thursday)	26 - 42
• 26 th April 2024 (Friday)	43 - 60
• 27 th April 2024 (Saturday)	61 - 77
Acknowledgements	78 - 79
List of Oral Presentations	80 - 92
List of Poster Presentations	93 - 108

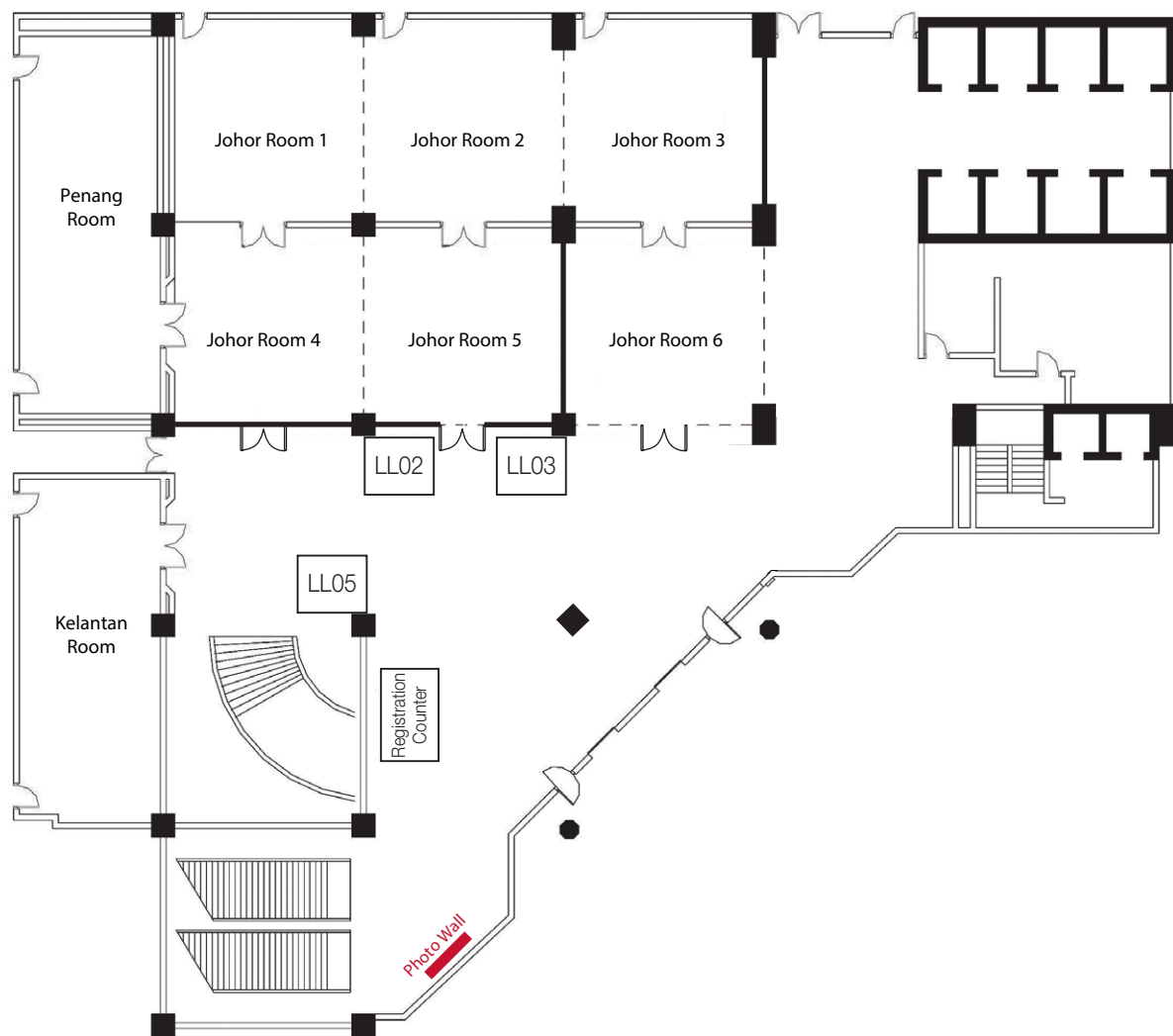
FLOOR PLAN & TRADE EXHIBITION (BASEMENT II)



BOOTH NO	COMPANY
B04	Jetpharma Sdn Bhd
B05	Mylan Healthcare Sdn Bhd (a Viatris Company)
B06	Bio Pro Services
B07	Riff Raff Pain Cast Sdn Bhd
B08	Med-el Electronics Sdn Bhd
B09	Hyphens Pharma Sdn Bhd
B10	Hoe Pharmaceuticals Sdn Bhd
B11 & B16	SYS Healthcare Sdn Bhd
B12, B13, B14 & B15	Karl Storz Endoscopy Asia Marketing Pte Ltd / UMMI Surgical Sdn Bhd
B17	Santosh Surgical Instrument
B18	Sutter Medizintechnik GmbH

BOOTH NO	COMPANY
B19	Easmed Sdn Bhd
B20	Primed Halberstadt Medizintechnik GmbH
B21	Olympus (Malaysia) Sdn Bhd
B22	Sanofi-Aventis (Malaysia) Sdn Bhd
B23	Clearmind Biomedical Inc.
B24	Carl Zeiss Sdn Bhd
B26, B27, B28 & B29	Medtronic Malaysia Sdn Bhd
B30	Demed Solutions Sdn Bhd
B31	Cochlear Sdn Bhd
B32	iNova Pharmaceuticals (Singapore) Pte Ltd
B33 & B34	GSK Malaysia
B35 & B36	Evomedic Sdn Bhd

FLOOR PLAN & TRADE EXHIBITION (LOWER LOBBY)



BOOTH NO	COMPANY
LL02	Southern Crescent Sdn Bhd
LL03	Glenmark Pharmaceuticals (M) Sdn Bhd
LL05	Schmidt Biomedtech Sdn Bhd

MESSAGE



Welcome to the 9th World Congress for Endoscopic Surgery of the Paranasal Sinuses, Skull Base, Brain, and Spine, academically known as ENDOKL 2024!

After much anticipation, this long-awaited congress, initially scheduled for 2020, is finally being convened in person. Originating in 2005 with its inaugural gathering in Pittsburgh, this congress has traversed the globe, with subsequent meetings held in Paris (2007), Brazil (2008), and a return to Pittsburgh in 2009. This was followed by EndoVienna in 2012, EndoMilano in 2014, EndoChicago in 2016, and EndoBarcelona in 2018.

Approaching its two-decade mark, we are thrilled to extend a warm welcome to distinguished leaders worldwide as we embark on a historic first in Asia, hosting the event in the culturally rich city of Kuala Lumpur. It is both an honour and a privilege to facilitate this gathering, extending our heartfelt welcome to our Asian neighbours. By hosting it in Kuala Lumpur, we aim to provide easier access for participation, removing the logistical hurdles associated with westward travel.

I extend my sincere gratitude to the ENDOWorld Board members for their steadfast support and invaluable guidance who have been instrumental in bringing this event to fruition.

With the luxurious Shangri-La Kuala Lumpur as the congress venue, Kuala Lumpur transforms into a vibrant hub of activity, drawing participants from all corners of the world. We are thrilled to host ENDOKL simultaneously with the 12th Malaysian International ORL-HNS Congress, thereby enriching discourse and nurturing collaboration within our field.

As you immerse yourself in the congress's proceedings, I encourage you to take the time to explore the rich tapestry of Kuala Lumpur. For those with an adventurous spirit, venture beyond the city limits to discover Malaysia's diverse culture and rich heritage, promising an enriching experience beyond compare.

In conclusion, may your time here be marked by unforgettable moments, meaningful connections, and cherished memories that will last a lifetime. With that, I welcome you with Selamat Datang to EndoKL 2024!

A handwritten signature in black ink, appearing to read 'Prepageran Narayanan'.

Prepageran Narayanan
President
ENDOKL2024

MESSAGE



After six years of meticulous planning and countless revisions, it is with immense joy that I stand before you today, witnessing the culmination of our efforts in the form of our scientific program. This journey has involved unwavering dedication and an unyielding commitment to remain at the forefront of advancements in endoscopic surgery of paranasal sinuses, skull base, brain and spine.

I extend my most sincere gratitude to the global community for their steadfast support and encouragement throughout this journey. The overwhelming response we've received has led to the creation of a dynamic program, boasting nine comprehensive tracks including three full days of live dissection demonstration sessions. With over 200 speakers hailing from 39 countries, our programme truly embodies international collaboration and expertise.

We firmly believe in the unparalleled value of hands-on training, which is why our congress also encompasses pre- and post-congress workshops led by world-renowned facilitators who are pioneers in their respective fields. The swift sell-out of workshop registration tickets speaks volumes about the caliber of expertise and enthusiasm present here, reminiscent of the excitement surrounding premier events.

Furthermore, our commitment to fostering the next generation of medical professionals in research and education remains unwavering. We have proudly accepted almost 600 abstracts and sponsored registration fee worth USD 500 each for 40 best oral presenters from developing countries, thanks to the invaluable support of Malaysia Convention & Exhibition Bureau (MyCEB).

I must also take a moment to express my deepest appreciation to my dedicated team at the ENDOKL Secretariat, MSOHNS/CORLAMM Executive Committee, ORL Colleagues, our Malaysian Neurosurgical counterparts and industrial sponsors. Without their tireless efforts and unwavering dedication, the realization of this event would not have been possible.

We also organize numerous fantastic social events for delegates and their family. Do enjoy the tasteful Malaysian cuisines and visit the beautiful nature of Malaysia!

Lastly, as we gather here today, let us embark on this journey of knowledge exchange and collaboration, united in our pursuit of excellence. Together, let us make ENDOKL 2024 a resounding success, leaving an indelible mark on the landscape of our field!

A handwritten signature in black ink, appearing to be 'Ing Ping Tang' in a stylized cursive script.

Ing Ping Tang

Organising Chairman, ENDOKL2024
President of MSOHNS 2019-2020

MESSAGE



The Neurosurgical Association of Malaysia (NAM) and the Chapter of Neurosurgery, College of Surgeons, Academy of Medicine of Malaysia (CSAMM) is indeed honoured to co-host the 9th World Congress for Endoscopic Surgery of the Paranasal Sinuses, Skull Base, Brain and Spine - ENDOKL 2024 from 25th to 27th April 2024 in Kuala Lumpur, Malaysia. We welcome all participants to the Shangri-La Kuala Lumpur, the venue for the Congress, located in the heart of this cosmopolitan melting pot, Kuala Lumpur. We thank ENDOWorld; the College of Otorhinolaryngologists Head and Neck Surgeons, AMM and the Malaysian Society of Otorhinolaryngologists Head and Neck Surgeons for prudently enticing us to collaborate, and together we have endeavoured to make it a memorable one.

We are anticipating over 900 participants, comprising speakers, delegates and representatives of the biomedical and equipment companies, from all over the world and locally, to come and join us for this event.

The Scientific Committee has assembled many eminent and distinguished personalities who will share updates and dynamic insights culminating from their ever-evolving practice of Endoscopic Surgery and give this Congress the allure it so deserves.

There are one pre and two post-congress workshops which will be conducted to suit the different interests of the surgeons and trainees alike. These workshops have been lined up to provide hands-on experience with regards to the practical aspects by world renowned facilitators who are pioneers in their respective fields.

The collaborating bodies for this Congress are passionately committed to the training of young surgeons. To this end, the Organising Committee has sponsored 40 surgeons and trainees from developing nations for this Congress and the response in terms of applications had been overwhelming.

We have received more than 550 Abstracts from over 40 countries thus making it a truly academic meeting for all.

Kuala Lumpur, fondly known as KL, is a modern and bustling city and is one of the region's most prosperous capitals. KL is a crucible of culture, technology and gastronomy and boasts a variety of attractions.

In true Malaysian hospitality, we look forward to welcoming you with open arms and wish you an insightful and enjoyable experience here in Malaysia!

A handwritten signature in black ink, appearing to read 'Hari Chandran', with a stylized flourish at the end.

Hari Chandran

Organising Chairman (Neurosurgery), ENDOKL2024

President of NAM 2019-2021

Chair, Chapter of Neurosurgery, CSAMM 2018-2023

MESSAGE



Distinguished guests, ENT surgeons, neurosurgeons, esteemed colleagues, and all participants of the EndoKL 2024 and the 2nd College of Otorhinolaryngologists - Head and Neck Surgeons, Academy of Medicine of Malaysia, a very warm welcome to Kuala Lumpur! Selamat Datang.

It is my honour to welcome all of you on behalf of the College of ORLHNS, AMM and the Malaysian Society of Otorhinolaryngologists, Head and Neck Surgeons. This conference signifies a remarkable opportunity for both ENT surgeons and neurosurgeons to come together, share knowledge, and refine our endoscopic approaches to skull base surgery.

The intricate anatomy of the skull base demands exceptional skills and collaboration. This conference provides the ideal platform to bridge the disciplines of ENT and neurosurgery, fostering a unique exchange of expertise. Apart from the EndoKL 2024, the 2nd Congress of CORLAMM will be running concurrently, presenting the latest updates on the management of Otorhinolaryngology diseases.

Let us leverage this platform to its fullest potential. Let us share our experiences, challenge each other's perspectives, and forge new collaborations. Together, we can elevate the standard of patient care for skull base pathologies.

Thank you, and welcome once again to Kuala Lumpur! We wish you a productive and enriching conference.

A handwritten signature in black ink, appearing to read 'Zakaria' with a stylized flourish.

Zahirrudin Zakaria
President
College of ORLHNS, AMM & MSOHNS 2023-2024

MESSAGE



On behalf of the Neurosurgical Association of Malaysia (NAM), it's my great pleasure to extend a warm welcome to all attendees of the ENDOKL 2024 - World Congress for Endoscopic Surgery of the Paranasal Sinuses, Skull Base, Brain, and Spine! This extraordinary gathering brings together pioneers, surgeons, and researchers from across the globe to explore the forefront of endoscopic techniques in treating complex pathologies. With a rich programme of presentations, workshops, and collaborative sessions, we aim to advance knowledge, foster innovation, and ultimately enhance patient care. Let's ignite new ideas, forge meaningful connections, and shape the future of endoscopic surgery together.

We're honoured to host this prestigious conference in our vibrant and culturally rich country. Indulge in our warm hospitality, savour our diverse cuisine, and immerse yourself in our beautiful landscapes. As you engage in enriching discussions and collaborative sessions, we hope you also take the time to explore the wonders of Malaysia. From bustling cities to stunning natural attractions, there's something here for everyone. Enjoy your stay and embrace the spirit of Malaysia!

A stylized, handwritten signature in black ink, consisting of a large 'R' followed by a series of loops and a horizontal line.

Abdul Rahman Izaini Ghaini

President

Neurosurgical Association of Malaysia 2023-2025

ENDOKL2024 COMMITTEE

ORGANISING COMMITTEE

President	Prepageran Narayanan
Organising Chairman	Ing Ping Tang
Organising Chairman (<i>Neurosurgery</i>)	Hari Chandran
Secretary	Carren Teh Sui Lin
Treasurer	Revadi Govindaraju
Secretariat	Molly Kong
	Jacklyne Khoo Su Yen
	Melvin Raj
	Nurulhidayu Kamaruddin
	Nur Hanisah Mohd Ayat

SCIENTIFIC COMMITTEE

Prepageran Narayanan
Ing Ping Tang

ORLHNS SCIENTIFIC COMMITTEE

Zahirrudin Zakaria
Fadzilah Ismail
Tan Keng Lu
Noor Dina Hashim
Shamina Sara Moses
Rohaizam Japar @ Jaafar
Bathma Dhevi Susibalan

NEUROSURGERY SCIENTIFIC COMMITTEE

Hari Chandran
Regunath Kandasamy
Donald Liew Ngian San
Abdul Rahman Izaini Ghani @ Abdul Ghani
Davendran Kanesen

FREE PAPER SCIENTIFIC COMMITTEE

Ing Ping Tang
Carren Teh Sui Lin

ENDOKL2024 COMMITTEE

PRE-CONGRESS ADVANCED ENDOSCOPIC SKULL BASE SURGERY CADAVERIC DISSECTION WORKSHOP

Directors Prepageran Narayanan
 Vicknes Waran
 Ing Ping Tang
 Revadi Govindaraju

POST-CONGRESS ENDOSCOPIC EAR SURGERY & TEMPORAL BONE CADAVERIC DISSECTION WORKSHOP

Directors Prepageran Narayanan
 Ing Ping Tang
 Philip Rajan Devesahayam

POST-CONGRESS ADVANCED OTOTOLOGY & LATERAL SKULL BASE WORKSHOP

Directors Prepageran Narayanan
 Ing Ping Tang

PRE & POST CONGRESS CADAVERIC DISSECTION WORKSHOP COORDINATORS

 Revadi Govindaraju
 Gagandeep Singh Mann

CORLAMM COUNCIL 2023-2024

President	Zahirrudin Zakaria @ Azidin
President-Elect	Lokman Saim
Immediate Past-President	Avatar Singh Mohan Singh
Hon Secretary	Pathma Letchumanan
Hon Treasurer	Revadi Govindaraju
Council Members	Bathma Dhevi Susibalan
	Fadzilah Ismail
	Meenakshi Adaikappan
	Noor Dina Hashim
	Norasnieda Md Shukri
	Rohaizam Japar @ Jaafar
	Tan Keng Lu
	Ing Ping Tang
Hon Auditors	Harvinder Singh Dalip Singh
	Primuharsa Putra Sabir Husin Athar

NEUROSURGICAL ASSOCIATION OF MALAYSIA COUNCIL 2023-2025

President	Abdul Rahman Izaini Ghani
Vice-President	Regunath Kandasamy
Secretary	Mohamed Azman Mohammad Raffiq
Treasurer	Saiful Azli Mat Nayan
Administrative Council Members	Donald Liew Ngian San
	Sharon Casilda Theophilus
	Zamzuri Idris
	Thinesh Kumaran

INVITED FACULTY

Australia

Raewyn Campbell
Narinder Singh

Austria

Peter Valentin Tomazic

Belgium

Laura Van Gerven
Thibaut Van Zele

Brazil

José Eduardo Esposito Almeida
Bernard Beraldin
Alexandre José de Sousa Cunha
Alexandre Felippu

Bulgaria

Dilyana Vicheva

Canada

Yvonne Chan
Kesava Reddy
Doron Sommer
Eugene Yu

Chile

Claudio Callejas
Daniel Cantero

China

Songbai Gui
Tao Hong
Zhenxiao Huang
Jian Li
Lifeng Li
Dehui Wang
Qing Wang
Tao Xie
Yining Yang
Bing Zhou

Columbia

Alfredo Herrera

Egypt

Ahmed Aly Ibrahim Elsayed

France

Benjamin Verillaud

Germany

Rüdiger Gerlach
Andreas Leunig
Ehab Shiban

Greece

Christos Georgalas

Hong Kong

Jason Chow
Chow Man Wai
Faith Ho
Calvin Mak

India

Ahilasamy Nagalingeswaran
Ashwin Vedhapoodi Gajendran
C Preetam
Narayan Jayashankar
Nishi Gupta
Nishit Shah
Purushothaman P K
Regi Thomas
Renuka Bradoo
Rijuneeta Gupta
Sampath Chandra Prasad Rao
Vemuru Tejasvi
Vinod Felix

Indonesia

Amran Simanjuntak
Anna Mailasari Kusuma Dewi
Harim Priyono
Rully Hanafi Dahlan
Vicky Riyadi

Italy

Daniel Marchioni
Daniela Lucidi
Davide Locatelli
Davide Mattavelli
Diego Mazzatenta
Ernesto Pasquini
Giacomo Sollini
Iacopo Dallan
Matteo Alicandri Ciufelli
Matteo Zoli
Paolo Farneti
Piero Nicolai
Remo Accorona

Japan

Hiro Yoshi Akutsu
Hiroshi Nishioka
Jun Muto
Kazuhiro Omura
Kenichi Oyama
Masaaki Taniguchi
Masahiro Shin
Masayoshi Kobayashi
Ryosuke Mori
Watanabe Tadashi
Shuho Tanaka
Yudo Ishii

INVITED FACULTY

Korea

Sang-Duk Hong
Ji Heui Kim
Doo-Sik Kong
Jae Hwan Kwon
In Seok Moon
Ju Hyung Moon
Chae-Seo Rhee
Won Tae-Bin
Yong Hwy Kim

Myanmar

Maung Maung Khaing

Nepal

Bibhu Pradhan

Pakistan

Nabeel Humayun Hassan

Philippines

Peter R Jarin

Portugal

Rui Xavier
Vitor Manuel Fernandes Lopes de Oliveira

Russia

Sergey Karpischenko
Ksenia Klimenko
Marina Nersesyan
Yury Rusetsky
Alan Tsarikaev

Saudi Arabia

Abdul Aziz AlQahtani
Yahya Ahmed B Fageeh

Singapore

Lester Lee Chee Hoe
Ian Loh
Siow Jin Keat
Somasundram Subramaniam
Neville Teo
Xu Xinni

Slovenia

Bostjan Lanisnik

South Africa

Christian Quitter

Spain

Cristina Hostalot
Cristóbal Langdon
Joaquim Enseñat
Manuel Bernal-Sprekelsen

Switzerland

Yves Brand
Hans Rudolf Briner
Marco Caversaccio
Luigi Mariani
Robert Reisch
Michel Roethlisberger
Agnieszka Strzembosz

Taiwan

Chia Yu Lin
Chia-Hsiang Fu
Jimmy Yan

Thailand

Ake Hansasuta
Boonsam Roongpuvapaht
Kachorn Seresirikachorn
Kritsada Kowitwibool
Pornthep Kasemsiri
Wutipong Tirakotai

The Netherlands

Marco Verstegen
Wouter Van Furth

Turkey

Alperen Vural
Cem Meco
Suha Beton

United Arab Emirates

Florian Roser

United Kingdom

Warren Bennett
Claire Hopkins
Samuel Leong
Stefan Mattheis
Okechukwu Okonkwo
Ullas Raghavan
Anshul Sama
Neil Tan

INVITED FACULTY

USA

Garni Barkhoudarian
Emily Barrow
Rita Bhatia
Ricardo Carrrau
David Conley
Dana Crosby
John DelGaudio
Shaun Desai
Alexander Farag
Tomas Garzon-Muvdi
Van Gompel Jamie J
Amin Kassam
Kyle Van Koeverings
Edward C Kuan
Jivianne Lee
Nyall R London
Erin McKean
Wojciech K Mydlarz
Murugappan Ramanathan
Walavan Sivakumar
Marilene B Wang
Sarah Wise
Stefan Wolfsberger
Arthur William Wu
Kyle Wu
Samy Youssef

Vietnam

Tran Viet Luan

Malaysia

Abd Razak Ahmad
Abdul Rahman Izaini Ghani
Abdullah Sani Mohamed
Aneeza Khairiyah W Hamizan
Ashraf Sharifuddin
Avatar Singh
Azmi Alias
Baharudin Abdullah
Chew Chun Keat
Davendran Kanesen
Diana Noma Fitzrol
Farah Dayana Zahedi
Goh Bee See
Goh Chin Hwee
Julius Goh Liang Chye
Halimuddin Sawali
Harvinder Singh A/L Dalip Singh
Ing Ping Tang
Jafri Malin Abdullah
Jeyanthi Kulasegarah
Kuljit Singh
Liew Boon Seng
Donald Liew Ngian San
Lim Heng Hing
Lum Sai Guan
Mawaddah Azman
Mohd Sazafi Mohd Saad
Mohd Zulkiflee Abu Bakar
Ng Chew Lip
Noor Dina Hashim
Norasnieda Md Shukri
Oo Kah Peng
Ozlan Izma Muhamed Kamil
Pathma Letchumanan
Philip Rajan
Prepageran Narayanan
Rama Krsna Rajandram
Ramiza Ramza Ramli
Regunath Kandasamy
Revadi Govindaraju
Rohaizam Japar @ Jaafar
Sakinah Mohamad
Salina Husain
Shamina Sara Moses
Sheamini Sivasampu
Thomas Tan Choo Heng
Keng Lu Tan
Aaron Tan Yew Chin
Tengku Mohamed Izam Tengku Kamalden
Thuraikumar Kanniah
Toh Charng Jeng
Ursilla Jaya Prahaspathiji
Vickneswaran Mathaneswaran
Viji Ramasamy
Vairavan Narayanan
Albert Sii Hieng Wong
Zahirrudin Zakaria
Zamzuri Idris

PROGRAMME SUMMARY

25th April 2024 (Thursday)

	Johor 1 + 4 Room	Sabah Room	Malacca Room	Penang Room	Kedah & Selangor Room	Perak Room	Johor 2 + 5 Room	Kelantan Room
	Endonasal 1	Expanded Skull Base 1	Expanded Skull Base 2	Intracranial / Spine	Endonasal 2 / Rhinology 2	Rhinology 1 / ORLHNS 2	ORLHNS 1	Oral Paper
0730 - 0800	Approaches to Skull Base Moderators: Eric McKean / Bostjan Lanisnik	Skull Base Anatomy 1 Moderators: Vinod Felix / Peter Valentin Tomazic Speakers: Renuka Bradoo, Taniguchi Masaaki, Lifeng Li OP: A206	Technological Adjuncts in Skull Base Surgery Moderators: Yudo Ishii / Purushothaman P K Speakers: Nyall R London, Stefan Wolfsberger, Alexandre Felippu OP: A280	Spinal Anatomy Landmarks in Endoscopic / MIS Spine Surgery Moderator: Liew Boon Seng Speakers: Diana Noma Fitzrol, Liew Boon Seng, Kesava Reddy OP: A445	FESS: Ethmoid / Sphenoid Sinuses Moderators: Febriani Endiyarti / Anna Mailasari Kusuma Dewi Speakers: Hans Rudolf Briner, Andreas Leunig, Bernard Beraldin, Ksenia Klimenko	Turbinate Surgery / Maxillary Sinus Surgery Moderators: Tran Viet Luan / Kazuhiro Omura Speakers: Chae-Seo Rhee, Maung Maung Khaing, Kazuhiro Omura, Chia-Hsiang Fu	Panel Discussion Moderator: Ursicilla Jaya Prahasthijji Panelists: Lum Sai Guan, Rohaizam Japar @ Jaafar, Zulkiflee Abu Bakar, Ursicilla Jaya Prahasthijji	Oral Paper 1: Skull Base Surgery Moderators: Thevagi Maruthamuthu / Pathma A/P Letchumanan OP: A343, A290, A228, A196, A274, A416
0800 - 0830	Speakers: Erin McKean, Ji Heui Kim, Shuho Tanaka							
0830 - 0900	Keynote 1 (Sabah Room) Moderator: Ing Ping Tang Speaker: Prepageran Narayanan							
0900 - 0930	Keynote 2 (Sabah Room) Moderator: Prepageran Narayanan Speaker: Ricardo Carrau							
0930 - 1030	Opening Ceremony (Sabah Room)							
1030 - 1100	Tea Break / Exhibit Visit							
1100 - 1130	Adjuvant Therapy for Skull Base Tumours Moderators: Harvinder Singh / Edward C Kuan Speakers: Robert Reisch, Nyall R London OP: A451, A418	Vascularised Flaps Moderators: Won Tae-Bin / Zhenxiao Huang Speakers: Ing Ping Tang, Benjamin Verillaud, Bing Zhou	Sponsored Symposium (Glenmark) Moderator: Hardip Singh Gendeh Speaker: Aneeza Khairiyah W Hamizan	A Review of Endoscopic and Minimally Invasive Techniques in Spinal Surgery (Biportal / Uniportal / MIS / Robotics) Moderator: Thomas Tan Choo Heng Speakers: Lim Heng Hing, Rully Hanafi Dahlan, Thuraikumar Kanniah, Thomas Tan Choo Heng	Panel and Case Discussion: Maxillary Sinus Surgery: Simple to Complex Moderator: Kazuhiro Omura Panelists: Somasundram Subramaniam, Jae Hwan Kwon, Chia-Hsiang Fu, Andreas Leunig	CRS Related Issues Moderators: Pornthep Kasemsiri / Daniel Cantero Speakers: Christian Quitter, David Conley, Ramiza Ramza Ramli OP: A431	IORT Moderators: Abdul Rahman Ghani / Liew Yew Toong Speakers: Ehab Shiban, Yining Yang, Ehab Shiban, Jafri Malin Abdullah	Oral Paper 2: Skull Base Surgery Moderators: Wong Hui Tong / Farah Dayana Zahedi OP: A348, A386, A395, A525, A111, A272
1130 - 1200								
1200 - 1330	Lunch Symposium: Explore Latest Visualization Technologies in Skull Base Surgery (Karl Storz) (Sabah Room) Moderator: Daniele Marchioni Speakers: Calvin Mak, Robert Reisch, Davide Locatelli							

PROGRAMME SUMMARY

25th April 2024 (Thursday)

	Johor 1 + 4 Room	Sabah Room	Malacca Room	Penang Room	Kedah & Selangor Room	Perak Room	Johor 2 + 5 Room	Kelantan Room
	Endonasal 1	Expanded Skull Base 1	Expanded Skull Base 2	Intracranial / Spine	Endonasal 2 / Rhinology 2	Rhinology 1 / ORLHNS 2	ORLHNS 1	Oral Paper
1330 - 1400	Management of Big to Small Skull Base Defects After Extended Endoscopic Surgery Moderators: John DeGaudio / Jin Keat Siow Speakers: Ricardo Carrau, Claudio Callejas, Shaun Desai OP: A52	Pituitary Surgery Moderators: Cristina Hostalot / Faith Ho Speakers: Jun Muto, Cristina Hostalot, Wouter Van Furth, Marco Verstegen, Stefan Wolfsberger, Faith Ho, Giacomo Sollini OP: A452	New Technology and Robotics in Skull Base Surgery Moderators: Kuljit Singh / Peter R Jarin Speakers: Sampath Chandra Prasad Rao, Raewyn Campbell, Taniguchi Masaaki, Agnieszka Strzembosz	MIS / Endoscopic Management of Degenerative Spinal Conditions Moderator: Albert Sii Hieng Wong Speakers: Aaron Tan Yew Chin, Albert Sii Hieng Wong, Ozlan Izma Muhamed Kamil, Toh Charng Jeng	Nasopharyngeal Carcinoma and Related Issues Moderators: Ing Ping Tang / Neville Teo Speakers: Sang Duk Hong, Ing Ping Tang, Xu Xinni, Pornthep Kasemsiri	Sinonasal Fungal Diseases Moderators: Chae-Seo Rhee / Ksenia Klimenko Speakers: Norasnieda Md Shukri, Anna Mailasari Kusuma Dewi, Nabeel Humayun Hassan OP: A297	Endoscopic Head and Neck Surgery Moderators: Zahirrudin Zakaria / Viji Ramasamy Speakers: Zahirrudin Zakaria, Avatar Singh, Mohd Zulkiflee Abu Bakar, Viji Ramasamy	Oral Paper 3: Skull Base Surgery Moderators: Rekha Balachandran / Elizabeth Lim Yenn Lynn OP: A168, A55, A276, A509
1400 - 1430								
1430 - 1500	Oncological Skull Base Surgery Moderators: Yvonne Chan / Calvin Mak Speakers: Davide Mattavelli, Kyle Van Koeversings, Christos Georgalas OP: A266		Hemostasis in Sinonasal and Skull Base Surgery Moderators: Shuho Tanaka / Lina Ling Chooi Speakers: Ake Hansasuta, Kenichi Oyama, Yves Brand, Somasundram Subramaniam	MIS / Endoscopic Management of Degenerative Spinal Conditions Moderator: Dilyana Vicheva Speakers: Ozlan Izma Muhamed Kamil, Dilyana Vicheva OP: A444, A7	Skull Base and Paranasal Sinuses Imaging 1 Moderators: Eugene Yu / Andreas Leunig Speakers: Eugene Yu, Rita Bhatia, Michel Roethlisberger, Narinder Singh	Endoscopic Orbital Surgery & Related Issues 1 Moderators: Chia-Hsiang Fu / Stefan Mattheis Speakers: Bostjan Lanisnik, Iacopo Dallan, Stefan Mattheis, Nishi Gupta		Oral Paper 4: Skull Base Surgery Moderators: Low Yong Lee / R Komathi S Ramachandran OP: A511, A315, A437, A200, A56
1500 - 1530								
1530 - 1600	Tea Break / Exhibit Visit						(1430-1800) MSOHNS / CORLAMM Annual General Meeting	Tea Break / Exhibit Visit
1600 - 1630	Panel Discussion: Lumbar Drains in Endoscopic Skull Base Surgery Moderator: Donald Liew Ngian San Panelists: Davide Locatelli, Emily Barrow, Kenichi Oyama, Luigi Mariani	Pituitary Surgery: Giant Invasive Adenomas and Recurrent Lesions Moderators: Nishit Shah / Giacomo Sollini Speakers: Rüdiger Gerlach, Marilene B Wang, Matteo Alicandri Ciuffelli OP: A435	Infection in Skull Base Surgery & Their Mimics Moderator: Diego Mazzatenta / Rita Bhatia Speakers: Michel Roethlisberger, Rita Bhatia, Ashwin Vedhapoodi Gajendran, Regi Thomas	MIS / Endoscopic Management of Spinal Conditions Moderator: Chia Yu Lin Speakers: Chia Yu Lin, Toh Charng Jeng OP: A5, A6	Endoscopic Transclival Approach Moderators: Jian Li Tan / Tao Hong Speakers: Masahiro Shin, Kesava Reddy OP: A413, A243	Oral Paper 5: Neurosurgery Moderators: Low Yong Lee / Davendran Kanesan OP: A69, A155, A225, A347, A460, A40		Oral Paper 6: Skull Base Surgery Moderators: Lo Ren Hui / Andrew Tan Kie Kion OP: A64, A60, A291, A143, A255, A178
1630 - 1700								

PROGRAMME SUMMARY

25th April 2024 (Thursday)

	Johor 1 + 4 Room	Sabah Room	Malacca Room	Penang Room	Kedah & Selangor Room	Perak Room	Johor 2 + 5 Room	Kelantan Room
	Endonasal 1	Expanded Skull Base 1	Expanded Skull Base 2	Intracranial / Spine	Endonasal 2 / Rhinology 2	Rhinology 1 / ORLHNS 2	ORLHNS 1	Oral Paper
1700 - 1730	(1700-1820) Rare Tumour in Skull Base & Miscellaneous Moderators: Warren Bennett / Kyle Van Koeverings	(1700-1820) Craniopharyngiomas Moderators: Robert Reisch / Vitor Manuel Fernandes Lopes de Oliveira	Esthesioneuroblastoma / Olfactory Neuroblastoma Moderators: Narinder Singh / Nyall R London	Complication Avoidance in Endoscopic / Minimally Invasive Spine Surgery Moderator: Rully Hanafi Dahlan			(1430-1800) MSOHNS / CORLAMM Annual General Meeting	
1730 - 1800	Speakers: Laura Van Gerven, Mori Ryosuke, Boonsam Roongpuvapaht, Sergey Karpischenko, Diego Mazzatenta	Speakers: Garni Barkhoudarian, Songbai Gui, Matteo Zoli, Cristina Hostalot, Davide Locatelli	Speakers: Won Tae-Bin, Van Gompel Jamie J, Nyall R London OP: A320	Speakers: Rully Hanafi Dahlan, Thomas Tan Choo Beng, Ashraf Sharifuddin, Liew Boon Seng				

	Sarawak Room
0730 - 0830	Live Dissection Demonstration Moderators: Peter R Jarin / Yvonne Chan Dissectors: Manuel Bernal-Sprekelsen, Claire Hopkins, Raewyn Campbell
0830 - 0930	Keynote Lectures (Sabah Room)
0930 - 1030	Opening Ceremony (Sabah Room)
1030 - 1100	Tea Break
1100 - 1200	Live Dissection Demonstration (con't) Moderator: Neville Teo Dissector: Boonsam Roongpuvapaht
1200 - 1300	Lunch Talk (Medtronic) Moderator: Enrique Iturriaga Speakers: Ing Ping Tang, Prepageran Narayanan, John DelGaudio, Bostjan Lanisnik
1300 - 1800	Live Dissection Demonstration (con't) Moderators: Davide Locatelli / Diego Mazzatenta / Robert Reisch / Wouter Van Furth / Jun Muto Dissectors: Prepageran Narayanan, Davide Locatelli, Amin Kassam, Ernesto Pasquini, Ricardo Carrau

PROGRAMME SUMMARY

26th April 2024 (Friday)

	Johor 1 + 4 Room	Sabah Room	Malacca Room	Penang Room	Kedah & Selangor Room	Perak Room	Johor 2 + 5 Room	Kelantan Room
	Endonasal 1	Expanded Skull Base 1	Expanded Skull Base 2	Intracranial 1 / Spine	Endonasal 2 / Rhinology 2	Rhinology 1 / ORLHNS 2	ORLHNS 1	Oral Paper
0730 - 0800	Panel Discussion: Navigation in Endoscopic Skull Base Surgery Moderators: Kenichi Oyama / Zhenxiao Huang	Sinonasal and Skull Base Tumours 1 Moderators: Boonsam Roongpuvapaht / Wojciech K Mydlarz Speakers: Edward C Kuan, Peter R Jarin, José Eduardo Esposito Almeida, Amran Simanjuntak	Skull Base and Paranasal Sinuses Imaging / Anatomy 2 Moderators: Kobayashi Masayoshi / Laura Van Gerven Speakers: Eugene Yu, Lifeng Li, Revadi Govindaraju OP: A305	Endoscopic Management of ICH and Vascular Lesions Moderator: Jimmy Yan Speakers: Zamzuri Idris, Jimmy Yan, Lester Lee Chee Hoe, Walavan Sivakumar	Recalcitrant Rhinosinusitis & Related Issues Moderators: Boon Han Ng / Farah Dayana Zahedi Speakers: Jivianne Lee, Marina Nersesyan, Febriani Endiyarti OP: A67	FESS and Related Issues 1 Moderators: Sergey Karpischenko / Jian Li Speakers: Andreas Leunig, Claire Hopkins, Sergey Karpischenko, Jin Keat Siow	Managing Airway at the Caudal End of the Nose Moderators: Keng Lu Tan / Ahmad Nordin Speakers: Ullas Raghavan, Kritsada, Yury Rusetsky	Oral Paper 7: Skull Base Surgery Moderators: Mohamad Nazir Othman / Sakinah Mohamad OP: A103, A37, A70, A57, A270
0800 - 0830	Panelists: Zhenxiao Huang, Masahiro Shin, Daniele Marchioni, Jun Muto							
0830 - 0930	<p>Keynote 3 (Sabah Room) Moderators: Prepageran Narayanan / Vicknes Waran Speaker: Amin Kassam</p>							
0930 - 1000	Panel Discussion: Skull Base Training & Related Issues Moderators: Prepageran Narayanan / Yves Brand Panelists: Prepageran Narayanan, Samuel Leong, Warren Bennett	Sinonasal and Skull Base Tumours 2 Moderators: Raewyn Campbell / Cristóbal Langdon Speakers: Alexandre José de Sousa Cunha, Tomas Garzon-Muvdi OP: A300	Sponsored Symposium (Evomedic) Moderator: Loong Siow Ping Speakers: Avatar Singh, Harvinder Singh	MIS / Endoscopic Management of ICH and Endoscopic Moderator: Regunath Kandasamy Speakers: Florian Roser, Zamzuri Idris, Regunath Kandasamy OP: A11	Endoscopic Approach to Sellar and Suprasellar Region Moderators: Cristina Hostalot / Samy Youssef Speakers: Tadashi Watanabe, Qing Wang, Neville Teo OP: A327	Medial Maxillectomy / Prelacrimal Approach / Denker's Procedure Moderators: Benjamin Verillaud / Kachorn Seresirikachom Speakers: Alperen Vural, Daniel Cantero, Zhenxiao Huang OP: A354	Making Sure the Nose is Straight, Smooth and Pretty Moderators: Eugene Wong / Jasmine Kho Pei Ying Speakers: Keng Lu Tan, Ru Xavier	Transorbital Approaches 1 / Oral Paper 8: (Orbital Related) Moderators: Hardip Singh Gendeh / Ramiza Ramza Ramli Speakers: Iacopo Dallan, Calvin Mak, OP: A422, A442, A318
1000 - 1030								
1030 - 1100	Tea Break / Exhibit Visit							
1100 - 1130	Pterygopalatine Fossa / Petrous Apex / Skull Base Repair Moderators: Alexandre Felippu / Garni Barkhoudarian Speakers: Vinod Felix, Shuho Tanaka, Nishit Shah	Treatment of Sinonasal and Skull Base Malignancies 1 Moderators: Dehui Wang / Alexandre José de Sousa Cunha Speakers: Davide Mattavelli, Samuel Leong, Ji Heui Kim OP: A517	Cavernous Sinus Opening and Dissection Moderators: Stefan Wolfsberger / Florian Roser Speakers: Tao Hong, Diego Mazzatenta, Amin Kassam	Endoscopic / MIS Approach to Intracranial Tumours Moderator: Azmi Alias Speakers: Hiroshi Nishioka, Azmi Alias, Qing Wang, Lester Lee Chee Hoe	Inverted Papilloma 1 Moderators: Claire Hopkins / Hans Rudolf Briner Speakers: Bing Zhou, Murugappan Ramanathan, Ernesto Pasquini	Awake Procedure / Office Based Procedure Moderators: Arthur William Wu / Xu Xinni Speakers: Ahilasamy Nagalingeswaran, Sarah Wise, Kachorn Seresirikachon OP: A510	Completing Puzzle in Facial Reconstruction Moderators: Ahmad Nordin / Keng Lu Tan Speakers: Ng Chew Lip, Chae-Seo Rhee, Ian Loh	Oral Paper 9: Otology Moderators: Noor Dina Hashim / Asfa Najmi Mohamad Yusof OP: A86, A345, A134, A173, A322
1130 - 1200								

PROGRAMME SUMMARY

26th April 2024 (Friday)

	Johor 1 + 4 Room	Sabah Room	Malacca Room	Penang Room	Kedah & Selangor Room	Perak Room	Johor 2 + 5 Room	Kelantan Room
	Endonasal 1	Expanded Skull Base 1	Expanded Skull Base 2	Intracranial 1 / Spine	Endonasal 2 / Rhinology 2	Rhinology 1 / ORLHNS 2	ORLHNS 1	Oral Paper
1200 - 1330	Lunch Symposium (<i>Medtronic</i>) (Sabah Room) Moderator: Agnieszka Strzembosz <i>Speakers:</i> Thibaut Van Zele, Yvonne Chan, Andreas Leunig, Prepageran Narayanan							
1330 - 1400	Approach to Petrous Apex / Meckel's Cave Moderators: Taniguchi Masaaki / Rita Bhatia Speakers: Ernesto Pasquini, Kyle Wu, Samy Youssef OP: A183	Sinonasal and Skull Base Surgery Complications & Related Issues Moderators: Hong Sang-Duk / Marco Caversaccio Speakers: Ricardo Carrau, Alfredo Herrera, Purushothaman P K	Skull Base Meningiomas Moderators: Rüdiger Gerlach / Jason Chow Speakers: Florian Roser, Akutsu Hiroyoshi, Vitor Manuel Fernandes, Lopes de Oliveira, Vicky Riyadi, Tao Xie, Gami Barkhoudarian, Doo-Sik Kong, OP: A221	Endoscopic / MIS Approach to Intracranial Tumours Moderator: Davendran Kanesan Speakers: Azmi Alias, Davendran Kanesan, Wuttipong Tirakotai, Regunath Kandasamy	Inverted Papilloma 2 Moderators: Christian Quitter / Amran Simanjuntak Speakers: Remo Accorona, Neil Tan, Davide Mattavelli, Man Wai Chow	Biologics Moderators: Calvin Mak / Somasundram Subramaniam Speakers: Claire Hopkins, Yvonne Chan, Daniela Lucidi OP: A344	Panel Discussion: Paediatric Dysphagia in ORL Moderator: Shamina Sara Moses Panelists: Oo Kah Peng, Jeyanthi Kulasegarah, Halimuddin Sawali	Free Paper 10: Otology Moderators: Mohd Sazafi Mohd Saad / Cheah Siew Chung OP: A338, A101, A415, A433, A519, A481
1400 - 1430								
1430 - 1500	Quality of Life and Nasal Function in Skull Base Surgery Moderators: Ahmed Aly Ibrahim Elsayed / Purushothaman P K Speakers: Peter Valentin Tomazic, Raewyn Campbell, Erin McKean OP: A176	Treatment of Sinonasal and Skull Base Malignancies 2 Moderators: José Eduardo Esposito Almeida / Claudio Callejas Speakers: Wojciech K Mydlarz, Kyle Van Koeverings, Ing Ping Tang		Selecting the Right Approach: Microscope vs Endoscope Assisted Surgery Moderator: Cristina Hostalot Speakers: Walavan Sivakumar, Azmi Alias, Albert Sii Hieng Wong, Cristina Hostalot	Panel Discussion: Frontal Sinus - The Last Frontier Moderators: Christos Georgalas / Anshul Sama Panelists: Anshul Sama, Cem Meco, Christos Georgalas	Dacrocystorhinostomy Moderators: Revadi Govindaraju / Febriani Endiyarti Speakers: Manuel Bernal-Sprekelsen, Alexander Farag, Harvinder Singh OP: A119	Choanal Atresia Moderator: Jeyanthi Kulasegarah Speakers: Paolo Farneti, Shamina Sara Mosees	ASEAN SKULL BASE SOCIETY: Emerging Trends in Clinical Trials Moderator: Prepageran Narayanan Speakers: Sheamini Sivasampu, Chew Chun Keat, Philip Rajan
1500 - 1530								
1530 - 1600	Tea Break / Exhibit Visit							

PROGRAMME SUMMARY

26th April 2024 (Friday)

	Johor 1 + 4 Room	Sabah Room	Malacca Room	Penang Room	Kedah & Selangor Room	Perak Room	Johor 2 + 5 Room	Kelantan Room
	Endonasal 1	Expanded Skull Base 1	Expanded Skull Base 2	Intracranial 1 / Spine	Endonasal 2 / Rhinology 2	Rhinology 1 / ORLHNS 2	ORLHNS 1	Oral Paper
1600 - 1630	(1600-1740) Paediatric Skull Base Surgery Moderators: Nishit Shah / Dana Crosby Speakers: Giacomo Sollini, Nishit Shah, Cristóbal Langdon OP: A323, A167	Advances in Skull Base Reconstruction Moderators: Samuel Leong / Van Gompel Jamie J Speakers: Yudo Ishii, Hong Sang-Duk, Shaun Desai, Marilene B Wang, Vemuru Tejasvi OP: A271, A279, A303	(1600-1740) Complications After Endoscopic Skull Base Surgery Moderators: Bernard Beraldin / Wouter Van Furth Speakers: Jae Hwan Kwon, Yong Hwy Kim, Ernesto Pasquini OP: A36, A372, A485	(1600-1720) Selecting the Right Approach: Endoscope vs MIS / Endoscope Assisted Surgery Moderator: Abdul Rahman Ghani Speakers: Abdul Rahman Ghani, Vairavan Narayanan OP: A379, A425, A69	(1600-1740) Surgical Treatment of CRS Moderators: Alperen Vural / Harvinder Singh Speakers: Alexander Farag, Christian Quitter, Bibhu Pradhan OP: A355, A364	(1600-1740) Nasal Polyposis Moderators: Maung Maung Khaing / Paolo Farneti Speakers: Baharudin Abdullah, Thibaut Van Zele, Yahya Ahmed B Fageeh, Jivianne Lee OP: A278, A277, A18	Panel Discussion: Sirolimus and Vascular Anomalies Moderator: Halimuddin Sawali Panelists: Goh Bee See, Jeyanthi Kulasegarah, Shamina Sara Moses	Oral Paper 11: Skull Base Surgery Moderators: Davendran Kanesan / David Yee Leong Wai OP: A94, A17, A254, A262, A314, A341
1630 - 1700								
1700 - 1730				(1720-1800) Foramen Magnum Meningiomas Moderator: Vicky Riyadi Speakers: Vicky Riyadi, Florian Roser				Oral Paper 12: ORL Moderators: Kevin Ng Boon Han / Tamil Selvi Rajoo OP: A467, A330, A85, A512
1730 - 1800								
1930 - 2230	Presidential Dinner (By Invitation Only)							

PROGRAMME SUMMARY

26th April 2024 (Friday)

	Sarawak Room
0730 - 0830	Live Dissection Demonstration Moderator: Yves Brand Dissector: Christos Georgalas
0830 - 0930	Keynote Lectures (Sabah Room)
0930 - 1030	Live Dissection Demonstration (<i>con't</i>) Moderator: Somasundram Subramaniam Dissector: Bing Zhou
1030 - 1100	Tea Break
1100 - 1200	Live Dissection Demonstration (<i>con't</i>) Moderator: Pornthep Kasemsiri Dissector: Ing Ping Tang
1200 - 1300	Lunch Talk (<i>Karl Storz</i>) Moderator: Ing Ping Tang Speakers: Hans Rudolf Briner, Robert Reisch
1300 - 1800	Live Dissection Demonstration (<i>con't</i>) Moderators: Maung Maung Khaing / Ing Ping Tang / C Preetam / Tran Viet Luan / Agnieszka Strzembosz / Chae-Seo Rhee Dissectors: Kazuhiro Omura, Won Tae-Bin, Nishi Gupta, Agnieszka Strzembosz, Iacopo Dallan, Yury Rusetsky

PROGRAMME SUMMARY

27th April 2024 (Saturday)

	Perak Room	Sabah Room	Malacca Room	Penang Room	Kedah Room	Johor 1+ 2 + 4+ 5 Room	Selangor Room	Kelantan Room
	Endonasal 1	Expanded Skull Base 1	Expanded Skull Base 2	Intracranial / Spine	Endonasal 2 / Rhinology 2	Rhinology 1 / ORLHNS 2	ORLHNS 1	Oral Paper
0730 - 0800	Juvenile Nasopharyngeal Angiofibroma Moderators: Murugappan Ramanathan / Abdul Aziz AlQahtani Speakers: Dehui Wang, Jian Li, Renuka Bradoo, Manuel Bernal-Sprekelsen, Marina Nersesyan, Warren Bennett OP: A77	Purely Endoscopic vs Endoscopic Assisted Surgery Moderators: Alfredo Herrera / Regi Thomas Speakers: Purushothaman P K, Wójciech K Mydlarz, Vicky Riyadi	Endoscopic Approach to Infratemporal Fossa Moderators: Yong Hwy Kim / Mori Ryosuke Speakers: Marco Caversaccio, Vitor Manuel Fernandes, Lopes de Oliveira, Boonsam Roongpuvapaht, Samy Youssef, Jianfeng Liu OP: A244, A396	Endoscopic Approaches of Chordomas and Chondrosarcomas Moderators: Akutsu Hiroyoshi / Kyle Wu Speakers: Wouter Van Furth, Akutsu Hiroyoshi, Donald Liew Ngian San, Kyle Wu, Garni Barkhoudarian OP: A58, A357	Frontal Sinus Surgery Moderators: Sarah Wise / Davide Mattavelli Speakers: Sarah Wise, Ksenia Klimenko, Kazuhiro Omura, Daniela Lucidi, Andreas Leunig, Neil Tan, Anshul Sama	CSF Leaks Moderators: David Conley / C Preetam Speakers: Emily Barrow, Benjamin Verillaud, Murugappan Ramanathan, Peter Valentin Tomazic, Tran Viet Luan, Matteo Alicandri Ciufelli OP: A265, A411	Endoscopic Middle Ear Surgery Moderators: Nik Adilah Nik Othman / Noor Dina Hashim Speakers: Noor Dina Hashim, Philip Rajan, Harim Priyono, Nabeel Humayun Hassan	Oral Paper 13: Head & Neck Surgery Moderators: Wong Chun Yiing / Lum Sai Guan OP: A68, A75, A402, A350, A352, A405, A424, A514, A518, A479, A342
0800 - 0830								
0830 - 0900		Plenary 1 Moderator: Prepageran Narayanan Speaker: Daniele Marchioni						
0900 - 0930		Plenary 2 Moderator: Ing Ping Tang Speaker: In Seok Moon						
0930 - 1000	Endoscopic Orbital Surgery 2 / Transorbital Approaches 2 Moderators: Nishi Gupta / Matteo Alicandri Ciufelli Speakers: C Preetam, Doo-Sik Kong, Dana Crosby, Won Tae-Bin	Panel Discussion / Debate Moderators: Ing Ping Tang / Philip Rajan Panelists: Daniele Marchioni, In Seok Moon, Narayan Jayashankar, Prepageran Narayanan, Harim Priyono	Sponsored Symposium	Emerging / Frontiers Endoscopic Surgery Moderator: Jason Chow Speakers: Giacomo Sollini, Jason Chow OP: A346, A263	Endoscopic Skull Base & Intracranial Surgery: Miscellaneous Moderators: Luigi Mariani / Michel Roethlisberger Speakers: Suha Beton, Alan Tsarikaev, Luigi Mariani OP: A325	FESS and Related Issues 2 Moderators: Neil Tan / Alexander Farag Speakers: Narinder Singh, Yvonne Chan, Jianfeng Liu	Oral Paper 14: Skull Base Surgery Moderators: Yeoh Zhi Xiang / Boon Han Ng OP: A417, A42, A524, A287, A527, A502	Oral Paper 15: Rhinology & Skull Base Surgery Moderators: Norasnieda Md Shukri / Bathma Dhevi Susibalan OP: A148, A336, A224, A397, A321, A275
1000 - 1030								
1030 - 1100	Tea Break / Exhibit Visit							

PROGRAMME SUMMARY

27th April 2024 (Saturday)

	Perak Room	Sabah Room	Malacca Room	Penang Room	Kedah Room	Johor 1+ 2 + 4+ 5 Room	Selangor Room	Kelantan Room
	Endonasal 1	Expanded Skull Base 1	Expanded Skull Base 2	Intracranial / Spine	Endonasal 2 / Rhinology 2	Rhinology 1 / ORLHNS 2	ORLHNS 1	Oral Paper
1100 - 1130	Transorbital Approaches 3 Moderators: Remo Accorona / Hardip Singh Speakers: Doron Sommer, Alfredo Herrera, Alexandre Felippu OP: A498	New Technology / Innovative Trechniques in Skull Base Surgery and Neurosurgery Moderators: Jun Muto / Vicky Riyadi Speakers: Kyle Van Koeverings, Dana Crosby OP: A326	Challenging Skull Base Cases with Expert Panel Discussion Moderator: Raewyn Campbell Panelists: Won Tae-Bin, Ing Ping Tang, Yves Brand, Edward C Kuan	Oral Paper 16: Neurosurgery Moderator: Davendran Kanesen OP: A487, A507, A379, A537, A4	Endoscopic Closure of Septal Perforation Moderators: Bibhu Pradhan / Marina Nersesyan Speakers: Abdul Aziz AlQahtani, Yury Rusetsky OP: A496	Nasal Allergy / CRSwNP Moderators: Salina Husain / Okechukwu Okonkwo Speakers: Ahilasamy Nagalingeswaran, John DelGaudio, Arthur William Wu OP: A353	Otology Moderators: Fadzilah Ismail / Noor Dina Hashim Speakers: Tengku Mohamed Izam Tengku Kamalden, Mohd Sazafi Mohd Saad, Narayan Jayashankar OP: A14	Oral Paper 17: Rhinology & Skull Base Surgery Moderators: Lim Iu Tong / Hanzali Jumastapha OP: A226, A16, A380, A414, A10, A490
1130 - 1200								
1200 - 1300	Lunch Symposium: Relooking at CRSwNP Management - How to Devise a Long-Term Strategy for Patients Suffering from Recurrent CRSwNP (<i>Sanofi</i>) (Sabah Room) Moderator: Revadi Govindaraju Speaker: Claire Hopkins							
1300 - 1330	Keynote 4 (Sabah Room) Moderator: Ing Ping Tang Speaker: Donald Liew Ngian San							
1330 - 1400	Keynote 5 (Sabah Room) Moderator: Prepageran Narayanan Speaker: Vicknes Waran							

PROGRAMME SUMMARY

27th April 2024 (Saturday)

	Perak Room	Sabah Room	Malacca Room	Penang Room	Kedah Room	Johor 1+ 2 + 4+ 5 Room	Selangor Room	Kelantan Room
	Endonasal 1	Expanded Skull Base 1	Expanded Skull Base 2	Intracranial / Spine	Endonasal 2 / Rhinology 2	Rhinology 1 / ORLHNS 2	ORLHNS 1	Oral Paper
1400 - 1430	Orbital Related Approaches: Decision Making Moderators: Matteo Zoli / Ake Hansasuta	Managing Arterial Injury During Endonasal Surgery Moderators: Amin Kassam / Man Wai Chow	Olfactory Consideration in Treatment of Skull Base Pathology Moderators: Renuka Bradoo / Ramiza Ramza Ramli	The Role of Intraoperative Imaging in Endoscopic Spinal Surgery Moderator: Vaivaran Narayanan	Allergy. Anything New? Moderators: Pathma Letchumanan / Daniela Lucidi Speakers: John DelGaudio, Farah Dayana Zahedi, Pathma Letchumanan OP: A365	Alternative Therapies & Miscellaneous Moderators: Ashwin Vedhapoodi Gajendran / Baharudin Abdullah Speakers: Arthur William Wu, Paolo Farneti, Kuljit Singh, Murugappan Ramanathan	Current Evidence in Management of OSA Moderator: Bathma Susibalan Speakers: Rama Krsna Rajandram, Julius Goh Liang Chye OP: A306, A374	Oral Paper 18: Rhinology & Skull Base Surgery Moderators: Dayang Suhana Abg Madzhi / Lim Li Yun OP: A461, A488, A489, A495, A499, A152
1430 - 1500	Speakers: Remo Accorona, Giacomo Sollini, Rijuneeta Gupta, Ju Hyung Moon	Speakers: Ahmed Aly Ibrahim Elsayed, Dehui Wang, Abdul Aziz AlQahtani, Tao Hong, Vinod Felix, Jin Keat Siow OP: A245	Speakers: Kobayashi Masayoshi, Samy Youssef, Salina Husain OP: A253	Speaker: Vaivaran Narayanan OP: A256, A93, A92				
1500 - 1530	Updated Management of Olfactory Disorders Moderators: Narinder Singh / Ahilasamy Nagalingeswaran			Endoscopic Management of Craniocervical Junction Pathology and Miscellaneous Moderator: Rully Hanafi Dahlan			Panel Discussion: Neurolaryngology Moderators: Rohaizam Japar @ Jaafar / Vanitha Palanisamy	
1530 - 1600	Speakers: Okechukwu Okonkwo, Kobayashi Masayoshi, Laura Van Gerven OP: A261			Speaker: Rully Hanafi Dahlan, Goh Chin Hwee OP: A288			Panelists: Abd Razak Ahmad, Mawaddah Azman, Abdullah Sani Mohamed	
1600 - 1630	Closing Ceremony							
1630 - 1700	Tea Break / Exhibit Visit							

PROGRAMME SUMMARY

27th April 2024 (Saturday)

	Sarawak Room
0800 - 1030	Live Dissection Demonstration Moderators: Amran Simanjuntak / Man Wai Chow / Kenichi Oyama Dissectors: Zhenxiao Huang, Nishit Shah, Kyle Wu
1030 - 1100	Tea Break
1100 - 1140	Live Dissection Demonstration (con't) Moderator: Revadi Govindaraju Dissector: Peter Valentin Tomazic
1200 - 1300	Lunch Talk (GSK) Speaker: Sakinah Mohamad
1400 - 1600	Live Dissection Demonstration (con't) Moderator: In Seok Moon Dissector: Daniele Marchioni

DAILY PROGRAMME

25TH APRIL 2024 (THURSDAY)

Endonasal 1 (Johor 1 + 4 Room)

0730 - 0830

Approaches to Skull Base

Moderators: Eric Mckean / Bostjan Lanisnik

Teaching Tips for Endoscopic Skull Base Surgery

Erin McKean

Endoscopic Transpterygoid Approach for Skull Base Tumour

Ji Heui Kim

Collaboration with ENT and Neurosurgery

Shuho Tanaka

0830 - 0900

Keynote 1 (ENDOKL) Sabah Room

0900 - 0930

Keynote 2 (ENDOKL) Sabah Room

0930 - 1030

Opening Ceremony Sabah Room

1030 - 1100

Tea Break / Exhibit Visit

1100 - 1200

Adjuvant Therapy for Skull Base Tumours

Moderators: Harvinder Singh / Edward C Kuan

Extended Transnasal (or Transcranial) Resection of Giant tumours of the Central Skull Base

Robert Reisch

Immunotherapeutic Approaches for Sinonasal and Skull Base Malignancies

Nyall R London

OP: The Birmingham AI Approach: A Novel Combined Simultaneous Anterior and Lateral Skull Base Approach to Petroclival Lesions - A Case Series from Queen Elizabeth Hospital Birmingham (Abstract 451)

Asiya Kamber Zaidi

OP: Oncologic Outcomes After Anterior Skull Base Resection for Locally Advanced Sinonasal Malignancies (Abstract 418)

Moya-Plana

1200 - 1330

Lunch Symposium (Karl Storz) Sabah Room

Explore Latest Visualization Technologies in Skull Base Surgery

1330 - 1430

Management of Big to Small Skull Base Defects After Extended Endoscopic Surgery

Moderators: John DelGaudio / Jin Keat Siow

Endoscopic Skull Base Reconstruction

Ricardo Carrau

Graded Repair of Skull Base Defects in Endoscopic Pituitary Surgery

Claudio Callejas

Reconstruction of the Skull Base

Shaun Desai

OP: Endoscopic Endonasal Cyst Fenestration into the Sphenoid Sinus using the Mucosa Coupling Method for Rathke's Cleft Cyst: A Novel Method for Maintaining Cyst Drainage to Prevent Recurrence (Abstract 52)

Hiroyoshi Kino

DAILY PROGRAMME
25TH APRIL 2024 (THURSDAY)

- 1430 - 1530 **Oncological Skull Base Surgery**
Moderators: Yvonne Chan / Calvin Mak
Role of the Transnasal Endoscopic Corridor for the Treatment of Advanced Maxillary and Oral Cavity Cancers
Davide Mattavelli
Endoscopic Oncologic Resection of the Anterior Skull Base
Kyle Van Koeverings
Multicenter Database on Sinonasal Malignancies - Our Results
Christos Georgalas
OP: Surgically Managed Symptomatic Ectodermal Dysplasia: A Systematic Review (Abstract 266)
Pei Yinn Toh
- 1530 - 1600 Tea Break / Exhibit Visit
- 1600 - 1700 **Panel Discussion**
Moderator: Donald Liew Ngian San
Lumbar Drains in Endoscopic Skull Base Surgery
Panelists: Davide Locatelli / Emily Barrow / Kenichi Oyama / Luigi Mariani
- 1700 - 1820 **Rare Tumour in Skull Base & Miscellaneous**
Moderators: Warren Bennett / Kyle Van Koeverings
Adenocarcinomas of the Sinonasal Tract
Laura Van Gerven
Endoscopic Removal of Meningeal Glioma Under Photodynamic Diagnosis Guidance
Mori Ryosuke
Endonasal Surgery for Paediatric Fibro Osseous Lesion
Boonsam Roongpuvapaht
Endoscopic Endonasal Removal of Paranasal Sinus Osteomas. Experience of 230 Cases
Sergey Karpischenko
State of Art of Endoscopic Endonasal Approach for Clival Chordoma
Diego Mazzatenta

DAILY PROGRAMME
25TH APRIL 2024 (THURSDAY)

Expanded Skull Base 1 (Sabah Room)

0730 - 0830

Skull Base Anatomy 1

Moderators: Vinod Felix / Peter Valentin Tomazic

Osteology of the Skull Base

Renuka Bradoo

Endoscopic Endonasal Surgery for Para-Median Skull Base Lesions with Reference to Anatomical Dissections

Taniguchi Masaaki

Anatomical Relationship of the Internal Maxillary Artery and Pterygoid Muscles: Foundation of a Novel Endonasal Approach to Foramen Ovale

Lifeng Li

OP: Nasal, Sellar, and Sphenoid Sinus Measurements in Patients Undergoing Endoscopic Endonasal Surgery for Pituitary Adenomas: Impact in the Surgical Corridor and Outcomes of Surgery (Abstract 206)

Ness Jerold Justo

0830 - 0900

Keynote 1 (ENDOKL)

Moderator: Ing Ping Tang

Pathology Tailored Approach and Reconstruction; Our Journey

Prepageran Narayanan

0900 - 0930

Keynote 2 (ENDOKL)

Moderator: Prepageran Narayanan

Skull Base Surgery Training: What Brought Me Here will not Work for You

Ricardo Carrau

0930 - 1030

Opening Ceremony

1030 - 1100

Tea Break / Exhibit Visit

1100 - 1200

Vascularised Flaps

Moderators: Won Tae-Bin / Zhenxiao Huang

Vascularised Flaps in Skull Base Defect Repairs for Beginners

Ing Ping Tang

Pedicled Flaps in Sinus Surgery: The Right Choice for the Right Situation

Benjamin Verillaud

The Multiple Types of Pedicled Nasal Mucosal Flap: The Anatomy and the Clinical Applications

Bing Zhou

1200 - 1330

Lunch Symposium (Karl Storz)

Explore Latest Visualization Technologies in Skull Base Surgery

Moderator: Daniele Marchioni

Benefits of Endoscopic ICG in Skull Base Surgery

Calvin Mak

The Value of Endoscopic Assisted Techniques in Skull Base Surgery

Robert Reisch

Discover Heads-Up Skull Base Surgery with VITOM Eagle

Davide Locatelli

DAILY PROGRAMME
25TH APRIL 2024 (THURSDAY)

1330 - 1530

Pituitary Surgery

Moderators: Cristina Hostalot / Faith Ho

Intraoperative Indocyanine Green Real Time Near Infrared Image Guided Endoscopic Endonasal Surgery for Pituitary Tumours

Jun Muto

Endoscopic Endonasal approach for Pituitary Adenoma: Outcomes and Postoperative Complications

Cristina Hostalot

Methionine PET MRI Guided Surgery of Residual Functional Pituitary Tumours

Wouter Van Furth

Early or Primary Surgery in Prolactinomas

Marco Versteegen

Giant Pituitary Adenomas: A Classification and Proposal for Treatment

Stefan Wolfsberger

Use of ICG in Functional Pituitary Adenoma

Faith Ho

Skull Base Reconstruction Algorithm in Pituitary Surgery

Giacomo Sollini

OP: Endoscopic Endonasal Transphenoidal Resection of Pituitary Tumour: Surgical Outcomes of 79 Pituitary Adenomas at a Tertiary Centre in Sarawak (Abstract 452)

Saktivadivelu A/L Letchmanan

1530 - 1600

Tea Break / Exhibit Visit

1600 - 1700

Pituitary Surgery: Giant Invasive Adenomas and Recurrent Lesions

Moderators: Nishit Shah / Giacomo Sollini

3D Endoscopy for Large & Giant Pituitary Adenoma Surgery

Rüdiger Gerlach

Revision Endoscopic Pituitary Surgery

Marilene B Wang

Endoscopic Treatment of Anterior Skull Tumours

Matteo Alicandri Ciufelli

OP: Hurdle of Giant Pituitary Adenoma in Achieving Total Resection (Abstract 435)

Wan-Soo Yoon

1700 - 1820

Craniopharyngiomas

Moderators: Robert Reisch / Vitor Manuel Fernandes Lopes de Oliveira

Multimodal Craniopharyngioma Management Focus on Hypothalamic Function

Garni Barkhoudarian

Endoscopic Endonasal Resection of Intrinsic Third Ventricular Craniopharyngioma

Songbai Gui

Past, Present and Future of Endoscopic Craniopharyngioma Surgery

Matteo Zoli

Endoscopic Endonasal Resection of Craniopharyngioma and Postoperative Management

Cristina Hostalot

Management of the Recurrent Craniopharyngioma

Davide Locatelli

DAILY PROGRAMME

25TH APRIL 2024 (THURSDAY)

Expanded Skull Base 2 (Malacca Room)

- 0730 - 0830 **Technological Adjuncts in Skull Base Surgery**
Moderators: Yudo Ishii / Purushothaman P K
 Evidence Based Medicine: Conducting Clinical Trials for Sinonasal and Skull Base Pathology
Nyall R London
 Technological Advances in Skull Base Endoscopy
Stefan Wolfsberger
 The Centripetal Technique in Anterior Skull Base and Endoscopic Sinus Surgery
Alexandre Felippu
 OP: Demographics of Endoscopic Transnasal Removal of Anterior Cranial Fossa Meningiomas in Sarawak General Hospital (Abstract 280)
Low Yong Lee
- 0830 - 0900 **Keynote 1 (ENDOKL)** Sabah Room
- 0900 - 0930 **Keynote 2 (ENDOKL)** Sabah Room
- 0930 - 1030 **Opening Ceremony** Sabah Room
- 1030 - 1100 Tea Break / Exhibit Visit
- 1100 - 1200 **Sponsored Symposium (Glenmark)**
Moderator: Hardip Singh Gendeh
 Novel Combination Therapy for Improved Management of Allergic Rhinitis with Ryaltris & Glencet M
Aneeza Khairiyah W Hamizan
- 1200 - 1330 **Lunch Symposium (Karl Storz)** Sabah Room
Explore Latest Visualization Technologies in Skull Base Surgery
- 1330 - 1430 **New Technology and Robotics in Skull Base Surgery**
Moderators: Kuljit Singh / Peter R Jarin
 Robotics in Skull Base Surgery: The Future is here!
Sampath Chandra Prasad Rao
 Robotics in Endoscopic Sinus and Skull Base Surgery
Raewyn Campbell
 Endoscopic Endonasal Skull Base Surgery Using the Steerable Instruments
Taniguchi Masaaki
 Transformation of Surgical Training: The Era of Innovation, Simulation and Beyond
Agnieszka Strzembosz
- 1430 - 1530 **Hemostasis in Sinonasal and Skull Base Surgery**
Moderators: Shuho Tanaka / Lina Ling Chooi
 Hemostasis in Skull Base Surgery
Ake Hansasuta
 Tips for Hemostasis During the Endoscopic Cranial Base Surgery
Kenichi Oyama
 Management of Bleeding in FESS and Endoscopic Skull Base Surgery
Yves Brand
 Hemostasis During Endonasal Endoscopic Surgery - Staying Out of Trouble, and Getting Out of Trouble Every Time!
Somasundram Subramaniam

DAILY PROGRAMME
25TH APRIL 2024 (THURSDAY)

1530 - 1600 Tea Break / Exhibit Visit

1600 - 1700 **Infection in Skull Base Surgery & Their Mimics**

Moderator: Diego Mazzatenta / Rita Bhatia

Community Acquired and Nosocomial Meningitis Associated with Cerebrospinal Fluid Leakage Around the Skull Base - What do we Know?

Michel Roethlisberger

Patterns of Skull Base Lesions and Their Mimics

Rita Bhatia

Diagnosis and Management of Granulomatous Lesions Involving Sellar, Suprasellar and Parasellar Region

Ashwin Vedhapoodi Gajendran

Optimising Management Outcomes in Skull Base Osteomyelitis

Regi Thomas

1700 - 1800 **Esthesioneuroblastoma / Olfactory Neuroblastoma**

Moderators: Narinder Singh / Nyall R London

Management of Olfactory Neuroblastoma

Won Tae-Bin

Olfactory Neuroblastoma: Surgical Strategy and Outcome

Van Gompel Jamie J

Olfactory Neuroblastoma: Future Treatments and What Genomics has Taught us

Nyall R London

OP: Pericranial Flap-Based Multilayer Reconstruction of Endoscopic Transcribriform Craniectomy for Sinonasal Malignancies (Abstract 320)

Giuseppe Ferrulli

DAILY PROGRAMME

25TH APRIL 2024 (THURSDAY)

Intracranial / Spine (Penang Room)

- 0730 - 0830 **Spinal Anatomy Landmarks in Endoscopic / MIS Spine Surgery**
Moderator: Liew Boon Seng
 Surgical Anatomy in Endoscopic Lumbar Surgery
Diana Noma Fitzrol
 Spine Anatomy & Landmarks for Endoscopic Spine Surgery
Liew Boon Seng
 MIS Spine
Kesava Reddy
 OP: Treatment of Lumbar Disc Herniation with Unilateral Biportal Endoscopic Technique: Clinical Experience and Early Results (Abstract 445)
György Berényi
- 0830 - 0900 **Keynote 1 (ENDOKL)** Sabah Room
- 0900 - 0930 **Keynote 2 (ENDOKL)** Sabah Room
- 0930 - 1030 **Opening Ceremony** Sabah Room
- 1030 - 1100 Tea Break / Exhibit Visit
- 1100 - 1200 **A Review of Endoscopic and Minimally Invasive Techniques in Spinal Surgery (Biportal / Uniportal / MIS / Robotics)**
Moderator: Thomas Tan Choo Heng
 An Overview of Endoscopy of the Spine. The Types of Spine Endoscopy and Advantages Proven in Literature
Lim Heng Hing
 History and Future Direction of Neuroendoscopy in Spine Surgical Field
Rully Hanafi Dahlan
 Microdiscectomy. Good, Bad and the Best
Thuraikumar Kanniah
 Early Experience in Uniportal Endolif - What About Robotic?
Thomas Tan Choo Heng
- 1200 - 1330 **Lunch Symposium (Karl Storz)** Sabah Room
Explore Latest Visualization Technologies in Skull Base Surgery
- 1330 - 1430 **MIS / Endoscopic Management of Degenerative Spinal Conditions**
Moderator: Albert Sii Hieng Wong
 Streamlining Spinal Surgery: Simplification, Footprint Reduction and Versatility Enhancement
Aaron Tan Yew Chin
 A Preliminary Experience of Endoscopic Lumbar Spine Surgery in the Sarawak General Hospital
Albert Sii Hieng Wong
 Lumbar Interlaminar Endoscopic Decompression for Subarticular / Lateral Recess Stenosis
Ozlan Izma Muhamed Kamil
 Endoscopic Lumbar Surgery for Root Compression
Toh Charng Jeng

DAILY PROGRAMME
25TH APRIL 2024 (THURSDAY)

- 1430 - 1530 **MIS / Endoscopic Management of Degenerative Spinal Conditions**
Moderator: Dilyana Vicheva
Posterior Cervical Laminoforaminotomy: From Open Surgery to Tubular Retractors to Full Endoscopy
Ozlan Izma Muhamed Kamil
Comparative Analysis of Balloon Kyphoplasty and Vertebroplasty in Osteoporotic Fractures of Thoracolumbar Spine
Dilyana Vicheva
OP: Treatment of Lumbar Spinal Stenosis with Unilateral Biportal Endoscopic Technique: Clinical Experience and Early Results (Abstract 444)
Peter Banczerowski
OP: Are Efficacy of Endoscopic and Open Techniques for Surgical Treatment of Degenerative Thoracic Spinal Stenosis the Same? (Abstract 7)
Anton Kordonskiy
- 1530 - 1600 Tea Break / Exhibit Visit
- 1600 - 1700 **MIS / Endoscopic Management of Spinal Conditions**
Moderator: Chia Yu Lin
The Role of Endoscopic Surgery in Treating Spine Infection
Chia Yu Lin
Endoscopic Cervical Surgery for Root and Cord Compression
Toh Charng Jeng
OP: Minimally Invasive Techniques for Upper Cervical Spine Trauma (Abstract 5)
Ivan Lvov
OP: Endoscopic Technologies for Performing Anterior Approach in Surgery of Complicated Thoracic and Lumbar Spine Trauma (Abstract 6)
Andrey Grin
- 1700 - 1800 **Complication Avoidance in Endoscopic / Minimally Invasive Spine Surgery**
Moderator: Rully Hanafi Dahlan
Complication of Minimal Invasive Spine Surgery
Rully Hanafi Dahlan
Hemostasis in Endoscopic Spine Surgery - The Key to Progress
Thomas Tan Choo Beng
Minimally Invasive Spine Surgery in Neurosurgery
Ashraf Sharifuddin
Complication Avoidance in Endoscopic Spine Surgery
Liew Boon Seng

DAILY PROGRAMME

25TH APRIL 2024 (THURSDAY)

Endonasal 2 / Rhinology 2 (Kedah & Selangor Room)

- 0730 - 0830 **FESS: Ethmoid / Sphenoid Sinuses**
Moderators: Febriani Endiyarti / Anna Mailasari Kusuma Dewi
 Endoscopic Approaches to the Posterior Ethmoid and Sphenoid - Anatomical Landmarks, Tips & Tricks
Hans Rudolf Briner
 FESS: How to Manage Mucocoeles with Bony Wall Erosions
Andreas Leunig
 Ethmoid Sinus Surgery - Centripetal Technique
Bernard Beraldin
 Tips and Tricks of Endoscopic Sinus Surgery in Chronic Rhinosinusitis
Ksenia Klimenko
- 0830 - 0900 **Keynote 1 (ENDOKL)** Sabah Room
- 0900 - 0930 **Keynote 2 (ENDOKL)** Sabah Room
- 0930 - 1030 **Opening Ceremony** Sabah Room
- 1030 - 1100 Tea Break / Exhibit Visit
- 1100 - 1200 **Panel and Case Discussion**
Moderator: Kazuhiro Omura
 Maxillary Sinus Surgery: Simple to Complex
Panelists: Somasundram Subramaniam / Jae Hwan Kwon / Chia-Hsiang Fu / Andreas Leunig
- 1200 - 1330 **Lunch Symposium (Karl Storz)** Sabah Room
Explore Latest Visualization Technologies in Skull Base Surgery
- 1330 - 1430 **Nasopharyngeal Carcinoma and Related Issues**
Moderators: Ing Ping Tang / Neville Teo
 Endoscopic Approach for Nasopharynx: Tumour Resection and Tx of Radionecrosis
Sang Duk Hong
 Endoscopic Endonasal Transpterygoid Nasopharyngectomy: What I have Learned Over the Years?
Ing Ping Tang
 Skull Base Osteoradionecrosis in Radiated Nasopharyngeal Carcinoma
Xu Xinni
 Endoscopic Nasopharyngectomy: Thailand Experience
Pornthep Kasemsiri
- 1430 - 1530 **Skull Base and Paranasal Sinuses Imaging 1**
Moderators: Eugene Yu / Andreas Leunig
 Upstaging of Sinusal Tumour: Imaging Evaluation
Eugene Yu
 Imaging of the Petrous Apex
Rita Bhatia
 Standard Preoperative Imaging for Endonasal Endoscopic Skull Base Surgeries - What do we Need?
Michel Roethlisberger
 An Artificial Intelligence (AI) Algorithm to Automate Pre-Op Safety Checklist Reports on Sinus CT Scans
Narinder Singh

DAILY PROGRAMME
25TH APRIL 2024 (THURSDAY)

1530 - 1600 Tea Break / Exhibit Visit

1600 - 1700 **Endoscopic Transclival Approach**

Moderators: Jian Li Tan / Tao Hong

Endoscopic Extended Transclival Approach for the Clival and Petroclival Meningiomas

Masahiro Shin

Endoscopic Endonasal Transclival Approach in Skull Base Surgery

Kesava Reddy

OP: Individually Tailored Minimally Invasive Endoscopic Transnasal Removal of Large Clival Chordomas. Mononostril Vs Binostril Approaches (Abstract 413)

Alberto Consuegra

OP: Endoscopic Transoral Approach to the Jugular Foramen Region and Tumour Resection (Abstract 243)

Lifeng Li

DAILY PROGRAMME
25TH APRIL 2024 (THURSDAY)

Rhinology 1 / ORLHNS 2 (Perak Room)

- 0730 - 0830 **Turbinate Surgery / Maxillary Sinus Surgery**
Moderators: Tran Viet Luan / Kazuhiro Omura
Application of High-Intensity Focused Ultrasound In Turbinate Surgery
Chae-Seo Rhee
Management of Hypertrophic Turbinate: Myanmar Experience
Maung Maung Khaing
Stepwise Approach to the Maxillary Sinus
Kazuhiro Omura
Empty Nose Syndrome - Taiwan Experience
Chia-Hsiang Fu
- 0830 - 0900 **Keynote 1 (ENDOKL)** Sabah Room
- 0900 - 0930 **Keynote 2 (ENDOKL)** Sabah Room
- 0930 - 1030 **Opening Ceremony** Sabah Room
- 1030 - 1100 Tea Break / Exhibit Visit
- 1100 - 1200 **CRS Related Issues**
Moderators: Pornthep Kasemsiri / Daniel Cantero
Consensus on Treating Rhinosinusitis of the South Africa Allergic Rhinitis Working Group
Christian Quitter
CRS Endotypes. Does this Inform us of Treatment Options and Outcomes?
David Conley
Nasal Nitric Oxide Test as a Predictive and Diagnostic Value of CRS with Asthma
Ramiza Ramza Ramli
OP: Nasal Nitric Oxide: Unveiling the Relationship of Chronic Rhinosinusitis with Bronchial Asthma (Abstract 431)
Wong Bao Ling
- 1200 - 1330 **Lunch Symposium (Karl Storz)** Sabah Room
Explore Latest Visualization Technologies in Skull Base Surgery
- 1330 - 1430 **Sinonasal Fungal Diseases**
Moderators: Chae-Seo Rhee / Ksenia Klimenko
Invasive Fungal Sinusitis with Orbital Complication: Sharing Experience from USM
Norasnieda Md Shukri
Fungal Rhinosinusitis
Anna Mailasari Kusuma Dewi
Contemporary Approaches to Chronic Invasive Fungal Sinusitis: Striking the Right Balance
Nabeel Humayun Hassan
OP: Factors Contributing to Sphenoid Sinus Volume and its Relation to Isolated Sphenoid Fungal Sinusitis (Abstract 297)
Jasmine Kho Pei Ying
- 1430 - 1530 **Endoscopic Orbital Surgery & Related Issues 1**
Moderators: Chia-Hsiang Fu / Stefan Mattheis
Endoscopic Approaches to the Orbital Pathology
Bostjan Lanisnik

DAILY PROGRAMME
25TH APRIL 2024 (THURSDAY)

Orbital Decompression

Iacopo Dallan

A Surgical Algorithm for Endoscopic Balanced Orbital Decompression

Stefan Mattheis

Endoscopic DCR & Orbit

Nishi Gupta

1530 - 1600

Tea Break / Exhibit Visit

1600 - 1700

Oral Paper 5: Neurosurgery

Moderators: Low Yong Lee / Davendran Kanesan

Minimally Invasive Retrosigmoid Approach (Abstract 69)

Vivek Sasindran

5-Aminolevulinic Acid and Indocyanine Green Fluorescence Imaging for Neuroendoscopic Cylinder Surgery of Brain Tumours (Abstract 155)

Akihiro Mizuno

Novel Syringopleural Shunt Technique using Minimally Invasive Tubular Retractor System: Technical Note, Case Series, and Review of the Literature (Abstract 225)

Kesava Reddy

The Long-Term Success of Endoscopic Tumour Biopsy and Cerebrospinal Fluid Diversion of Intracranial Germinoma Patients in Ramathibodi Hospital (Abstract 347)

Wasawat Muninthorn

Early Experience with Robot-Assisted Cysto-Ventriculostomy (Abstract 460)

Loránd Erőss

Development of Cadaver Surgical Training System for Neuro-Endoscopic Surgery Technique at Nagoya University (Abstract 40)

Yoshio Araki

DAILY PROGRAMME

25TH APRIL 2024 (THURSDAY)

ORLHNS 1 (Johor 2 + 5 Room)

- 0730 - 0830 **Panel Discussion**
Moderator: Ursilla Jaya Prahasthiji
 Exploring the Intricacies of Infratemporal Fossa via Endoscopic Assisted Combined Approach
Lum Sai Guan
 The Benefits of Endoscopic and Minimally-Invasive Approaches in Head and Neck Surgery.
 A Path to Choose?
Rohaizam Japar @ Jaafar
 Endoscopic Approaches in Head and Neck Surgery: A Frontier That Needs Sublime Prowess
Zulkiflee Abu Bakar
 Minimally Invasive and Endoscopic-Assisted Surgery in Head and Neck: The Cost and Outcome
Ursilla Jaya Prahasthiji
- 0830 - 0900 **Keynote 1 (ENDOKL)** Sabah Room
- 0900 - 0930 **Keynote 2 (ENDOKL)** Sabah Room
- 0930 - 1030 **Opening Ceremony** Sabah Room
- 1030 - 1100 Tea Break / Exhibit Visit
- 1100 - 1200 **IORT**
Moderators: Abdul Rahman Ghani / Liew Yew Toong
 Intraoperative Radiotherapy Following Resection of Brain Metastases
Ehab Shiban
 Intraoperative Radiotherapy (IORT) for Head & Neck Tumour
Yining Yang
 Intraoperative Radiotherapy and Spinal Instrumentation for Spinal Metastases
Ehab Shiban
 IORT in Neurosurgery and HUSM Experience
Jafri Malin Abdullah
- 1200 - 1330 **Lunch Symposium (Karl Storz)** Sabah Room
Explore Latest Visualization Technologies in Skull Base Surgery
- 1330 - 1430 **Endoscopic Head and Neck Surgery**
Moderators: Zahirrudin Zakaria / Viji Ramasamy
 Endoscopic Salivary Gland Surgery: Beyond Sialoendoscopy
Zahirrudin Zakaria
 Endoscopic Transoral Head and Neck Surgery
Avatar Singh
 Endoscopic Neck Surgery
Mohd Zulkiflee Abu Bakar
 Learning Curve in Sialoendoscopy
Viji Ramasamy
- 1430 - 1800 **MSOHNS / CORLAMM Annual General Meeting**

DAILY PROGRAMME

25TH APRIL 2024 (THURSDAY)

Oral Paper (Kelantan Room)

- 0730 - 0830 **Oral Paper 1: Skull Base Surgery**
Moderators: Thevagi Maruthamuthu / Pathma A/P Letchumanan
 Skull Base Repair with Bioresorbable Scaffold (Abstract 343)
Chaiyot Siangprasertkij
 Endoscopic Management of Cerebrospinal Fluid Rhinorrhea: Study Over 11 Years (Abstract 290)
Sevil Nasirmohtaram
 Clinical Application of Collagen Fleece Coated with Fibrin Sealant for Transphenoidal Surgery - Alternative Methods of Traditional Methods for CSF Leakage Prevention (Abstract 228)
Jinmo Cho
 Use of Allografts in Skull Base Reconstruction (Abstract 196)
Caroline P Smith
 Increased Prevalence of Aspiration Pneumonitis in Spontaneous Cerebrospinal Fluid Leaks (Abstract 274)
Ru Tang
 Transnasal Endoscopic Surgical Repair of Cerebrospinal Fluid(CSF) Rhinorrhea by Inferior Turbinate Grafts (Abstract 416)
Muhammad Saleem
- 0830 - 0900 **Keynote 1 (ENDOKL)** Sabah Room
- 0900 - 0930 **Keynote 2 (ENDOKL)** Sabah Room
- 0930 - 1030 **Opening Ceremony** Sabah Room
- 1030 - 1100 Tea Break / Exhibit Visit
- 1100 - 1200 **Oral Paper 2: Skull Base Surgery**
Moderators: Wong Hui Tong / Farah Dayana Zahedi
 Long Term Results of Spontaneous Nasal CSF Leak Repair using a Single Layer Mucoperichondrial Graft (Abstract 348)
Nicola Bisi
 Endoscopic Repair of CSF Rhinorrhoea with Intrathecal Flourescein: Our Early Experience (Abstract 386)
Ng Wei Ping
 Single-Layer Fascia Patchwork Closure using Deep Suturing Technique in the Extended Endoscopic Transsphenoidal Transtuberculum Transplanum Approach (Abstract 395)
Masahiko Tosaka
 Regenerated Oxidized Cellulose as a Sealant and Adhesive in Endoscopic Endonasal Skull base Reconstruction (Abstract 525)
Ashwin Gajendran Vedhapoodi
 Reconstruction of the Anterior Skull Base using Nasoseptal Flap: A Cadaveric Feasibility Study and its Clinical Implication (Abstract 111)
Kyoung Su Sung
 Comparison of Locations, Management, and Outcomes between Traumatic and Non-Traumatic Cerebrospinal Fluid Leaks (Abstract 272)
Weitian Zhang
- 1200 - 1330 **Lunch Symposium (Karl Storz)** Sabah Room
Explore Latest Visualization Technologies in Skull Base Surgery

DAILY PROGRAMME
25TH APRIL 2024 (THURSDAY)

1330 - 1430

Oral Paper 3: Skull Base Surgery

Moderators: Rekha Balachandran / Elizabeth Lim Yenn Lynn

Recurrence Rate and Prognostic Factors for the Adult Craniopharyngiomas in Long-Term Follow-Up (Abstract 168)

Yong Hwv Kim

Surgical Treatment of 3rd Ventricle Craniopharyngiomas in Adults (Abstract 55)

Matteo Zoli

Endoscopic Endonasal Surgery for Craniopharyngiomas: Our Experience and Techniques for True Hypothalamus Preservation (Abstract 276)

Kentaro Horiguchi

The Association of Radiologic Indices with Postoperative Outcomes of Endoscopic Endonasal Surgery in Paediatric Craniopharyngioma (Abstract 509)

Sara Hanaei

1430 - 1530

Oral Paper 4: Skull Base Surgery

Moderators: Low Yong Lee / R Komathi S Ramachandran

Outcomes of Endoscopic Endonasal Transsphenoidal Surgery for Non-Functional Pituitary Adenoma (Abstract 511)

Sara Hanaei

Clinical Outcomes in Transsphenoidal Surgery for Pituitary Neuroendocrine Tumour: A Local Data (Abstract 315)

Ng Pei Meng

Endoscopic Transphenoidal Surgery for Functional Pituitary Adenoma: Shifting Paradigms Towards Pseudocapsule-Based Resection (Abstract 437)

Ng Wei Ping

Risk Factor of Diabetes Insipidus After Endoscopic Endonasal Resection of Pituitary Tumour (Abstract 200)

Soon Ki Sung

Variations in the Anatomy of the Frontal Recess and Frontal Sinus in Filipinos Based on the International Frontal Sinus Anatomy Classification (Abstract 56)

Peter Simon R Jarin

1530 - 1600

Tea Break / Exhibit Visit

1600 - 1700

Oral Paper 6: Skull Base Surgery

Moderators: Lo Ren Hui / Andrew Tan Kie Kion

Opening the Palatovaginal Canal to Maximizing Sphenoidotomy in an Endoscopic Transsphenoidal Surgery; Technical Note (Abstract 64)

Daisuke Ogawa

Endoscopic Endonasal Transphenoidal Approach vs Microscopic Approach to Sellar Lesions: An Assessment of Operative Outcomes and Patient Impressions (Abstract 60)

Peter Simon R Jarin

Transoral Endoscopic Approach for Skull Base Lesions: 10-Year Experience of a Single Tertiary Center (Abstract 291)

Sevil Nasirmohtaram

A Review of Clinical and Surgical Outcomes of Expanded Endoscopic Endonasal Skull Base Surgery in a Tertiary Centre in Sarawak (Abstract 143)

Eddie Lim Wei Ming

DAILY PROGRAMME
25TH APRIL 2024 (THURSDAY)

PosESS-Study (Positioning in Endoscopic Skull Base Surgery): Semi-Sitting Versus Supine:
Interim Analysis of a Randomized Controlled Trial (Abstract 255)

Michel Roethlisberger

Local Sphenoid Mucosal Flaps for the Closure of Skull Base Defects After Endoscopic Endonasal
Transsphenoidal Surgery (Abstract 178)

Mendel Castle-Kirschbaum

DAILY PROGRAMME

25TH APRIL 2024 (THURSDAY)

(Sarawak Room)

0730 - 0830	Live Dissection Demonstration
0730 - 0800	<i>Moderator: Peter R Jarin</i> Anterior & Posterior Ethmoidectomy <i>Manuel Bernal-Sprekelsen</i>
0800 - 0830	<i>Moderator: Yvonne Chan</i> Sphenoidotomy <i>Claire Hopkins / Raewyn Campbell</i>
0830 - 0930	Keynote Lectures Sabah Room
0930 - 1030	Opening Ceremony Sabah Room
1030 - 1100	Tea Break
1100 - 1200	Live Dissection Demonstration <i>Moderator: Neville Teo</i> Endoscopic Intranasal Pedicle Flaps <i>Boonsam Roongpuvapaht</i>
1200 - 1300	Lunch Talk (Medtronic) <i>Moderator: Enrique Iturriaga</i> Office Procedures, Awake Patients, Rapid Relief - Different Patients' Pathways to the Sinus' Surgical Treatments <i>Ing Ping Tang / Prepageran Narayanan / John DelGaudio / Bostjan Lanisnik</i>
1310 - 1810	Live Dissection Demonstration
1310 - 1410	<i>Moderator: Davide Locatelli</i> Endoscopic Endonasal Approach to Meckel's Cave & Cavernous Sinus <i>Prepageran Narayanan</i>
1410 - 1510	<i>Moderator: Diego Mazzatenta</i> Endoscopic Endonasal Approach to the Petrous Apex <i>Davide Locatelli</i>
1510 - 1610	<i>Moderator: Robert Reisch</i> Endoscopic Endonasal Approach to the Sella Turcica & Transposition of Pituitary <i>Amin Kassam</i>
1610 - 1710	<i>Moderator: Wouter Van Furth</i> Endoscopic Endonasal Approach to the Planum Sphenoidale <i>Ernesto Pasquini</i>
1710 - 1810	<i>Moderator: Jun Muto</i> Endoscopic Endonasal Approach to Clivus & Hypoglossal Canal <i>Ricardo Carrau</i>

DAILY PROGRAMME

26TH APRIL 2024 (FRIDAY)

Endonasal 1 (Johor 1 + 4 Room)

- 0730 - 0830 **Panel Discussion**
Moderators: Kenichi Oyama / Zhenxiao Huang
 Navigation in Endoscopic Skull Base Surgery
Panelists: Zhenxiao Huang / Masahiro Shin / Daniele Marchioni / Jun Muto
- 0830 - 0930 **Keynote 3 (ENDOKL)** Sabah Room
- 0930 - 1030 **Panel Discussion: Skull Base Training & Related Issues**
Moderators: Prepageran Narayanan / Yves Brand
 Future Skull Base Training in the Region
Prepageran Narayanan
 Training in Rhinology: Perspectives from the United Kingdom
Samuel Leong
 Learnings from Setting Up a Complex Tertiary Centre Skull Base Practice
Warren Bennett
 Panel Discussion
- 1030 - 1100 Tea Break / Exhibit Visit
- 1100 - 1200 **Pterygopalatine Fossa / Petrous Apex / Skull Base Repair**
Moderators: Alexandre Felippu / Garni Barkhoudarian
 Endoscopic Approach to Petrous Apex
Vinod Felix
 Endoscopic Endonasal Approach for Pterygopalatine Fossa
Shuho Tanaka
 New Technique using Duragen for CSF Repair in Skull Base Surgery
Nishit Shah
- 1200 - 1330 **Lunch Symposium (Medtronic)** Sabah Room
- 1330 - 1430 **Approach to Petrous Apex / Meckel's Cave**
Moderators: Taniguchi Masaaki / Rita Bhatia
 Endoscopic Approach to Meckel's Cave: Indication and Limit
Ernesto Pasquini
 Endoscopic Endonasal Surgery for Tumours in Meckel's Cave
Kyle Wu
 Contralateral Endoscopic Transmaxillary Approach as Compared to the Transpterygoid Approach to the Petroclival Region
Samy Youssef
 OP: Surgical Corridor Selection for Petrous Apex Chordoma and Chondrosarcoma (Abstract 183)
Masahiro Tanji
- 1430 - 1530 **Quality of Life and Nasal Function in Skull Base Surgery**
Moderators: Ahmed Aly Ibrahim Elsayed / Purushothaman P K
 Quality of Life After Endoscopic Transsphenoidal Sinus Surgery
Peter Valentin Tomazic
 Ergonomics in Endoscopic Sinus & Skull Base Surgery: Why we Hurt & How to Prevent it
Raewyn Campbell
 Managing Longterm Effects of Treatment (Survivorship After Skull Base Cancer)
Erin McKean

DAILY PROGRAMME
26TH APRIL 2024 (FRIDAY)

OP: Patient Wellbeing and Quality of Life After Nasoseptal Flap Closure for Endoscopic Skull Base Reconstruction (Abstract 176)

Mendel Castle-Kirsbaum

1530 - 1600 Tea Break / Exhibit Visit

1600 - 1740 **Paediatric Skull Base Surgery**

Moderators: Nishit Shah / Dana Crosby

Congenital Midline Nasal Lesions

Giacomo Sollini

Paediatric Endoscopic Skull Base Surgery

Nishit Shah

Endonasal Endoscopic Approach for Paediatric Skull Base

Nishit Shah

Skull Base Surgery in Paediatrics

Cristóbal Langdon

OP: Anterior Endoscopic Skull Base Surgery In Paediatric Patients: An Outcome Study From 2010 To 2021 (Abstract 323)

Farhad Arbabzadeh

OP: Endoscopic Skull Base Surgery for Paediatric Craniopharyngiomas (Abstract 167)

Yong Hwy Kim

1930 - 2230 **Presidential Dinner** *(By Invitation Only)*

DAILY PROGRAMME
26TH APRIL 2024 (FRIDAY)

Expanded Skull Base 1 (Sabah Room)

- 0730 - 0830 **Sinonasal and Skull Base Tumours 1**
Moderators: Boonsam Roongpuvapaht / Wojciech K Mydlarz
ICAR: Sinonasal Tumours
Edward C Kuan
Pack, Suck, Burn: Technique for Endoscopic Debulking and Devascularization of Sinonasal Tumours
Peter R Jarin
Application of The Centripetal Technique for Sinonasal Tumours
José Eduardo Esposito Almeida
Benign Sinonasal Tumour Endoscopic Approach
Amran Simanjuntak
- 0830 - 0930 **Keynote 3 (ENDOKL)**
Moderators: Prepageran Narayanan / Vicknes Waran
Owed to My Patients and Mentors: My Personal Journey Over a Quarter Century and Over 2 Thousand Cases. Lessons Learned!
Amin Kassam
- 0930 - 1030 **Sinonasal and Skull Base Tumours 2**
Moderators: Raewyn Campbell / Cristóbal Langdon
Application of The Centripetal Technique for Sinonasal Tumours
Alexandre José de Sousa Cunha
Molecular Aspects of Skull Base Tumours
Tomas Garzon-Muvdi
OP: Attachment-Oriented Endoscopic Surgical Management for Inverted Papillomas in the Nasal Cavity and Paranasal Sinuses (Abstract 300)
Seiichiro Makihara
- 1030 - 1100 Tea Break / Exhibit Visit
- 1100 - 1200 **Treatment of Sinonasal and Skull Base Malignancies 1**
Moderators: Dehui Wang / Alexandre José de Sousa Cunha
New Biomarkers for the Diagnosis, Prognostic Stratification and Treatment of Sinonasal Cancers
Davide Mattavelli
Management of Sinonasal Malignancies: A Multi-Disciplinary Approach
Samuel Leong
Endoscopic Resection of Sinonasal Malignancy
Ji Heui Kim
OP: A 10-Year Review of Sinonasal Carcinoma and Outcome of Management at a Single Institution (Abstract 517)
David Yee Leong Wai
- 1200 - 1330 **Lunch Symposium (Medtronic)**
Moderator: Agnieszka Strzembosz
Novel Approaches to the Post-Operative tissue Health Management - From a Nasal Packing to Local Drug Delivery Solutions
Thibaut Van Zele / Yvonne Chan / Andreas Leunig / Prepageran Narayanan

DAILY PROGRAMME
26TH APRIL 2024 (FRIDAY)

- 1330 - 1430 **Sinonasal and Skull Base Surgery Complications & Related Issues**
Moderators: Hong Sang-Duk / Marco Caversaccio
Prevention and Management of Surgical Complications in Advanced Endoscopic Sinus And Skull Base Surgery
Ricardo Carrau
Complications in Endoscopic Skull Base Surgery and What we Learned from them
Alfredo Herrera
Complications in Endoscopic Sinus Surgery Prevention and Management
Purushothaman P K
- 1430 - 1530 **Treatment of Sinonasal and Skull Base Malignancies 2**
Moderators: José Eduardo Esposito Almeida / Claudio Callejas
Advances and Clinical Trials in Treatment of Sinonasal and Skull Base Malignancies
Wojciech K Mydlarz
Management of Sinonasal Cancers
Kyle Van Koeverings
Challenges in Managing Sinonasal Malignancies: Endoscopic, Open or Combined?
Ing Ping Tang
- 1530 - 1600 Tea Break / Exhibit Visit
- 1600 - 1800 **Advances in Skull Base Reconstruction**
Moderators: Samuel Leong / Van Gompel Jamie J
Complete Closure of the Skull Base with Suturing in Endoscopic Endonasal Surgery
Yudo Ishii
Endoscopic Skull Base Reconstruction - Lessons Learned from Failures
Hong Sang-Duk
Role of Facial Plastic Surgery in Skull Base Surgery: Treatment & Reconstruction
Shaun Desai
Reconstruction of Anterior Skull Base Defects
Marilene B Wang
Vascular Flaps in Skull Base Defects for Beginners
Vemuru Tejasvi
OP: Applications of Vascularized Pericranial Flaps in Endoscopic Skull Base Surgeries (Abstract 271)
Weitian Zhang
OP: Complete Closure of the Skull Base with Suturing in Endoscopic Endonasal Surgery (Abstract 279)
Yudo Ishii
OP: Sellar Reconstruction Method and Healing Process in Sphenoid Sinus in Endoscopic Endonasal Surgery for Pituitary Tumours (Abstract 303)
Mao Yokota
- 1930 - 2230 **Presidential Dinner** (By Invitation Only)

DAILY PROGRAMME
26TH APRIL 2024 (FRIDAY)

Expanded Skull Base 2 (Malacca Room)

- 0730 - 0830 **Skull Base and Paranasal Sinuses Imaging / Anatomy 2**
Moderators: Kobayashi Masayoshi / Laura Van Gerven
FESS: Imaging: What the Surgeon Needs to Know
Eugene Yu

Anatomy of the Sphenoidal Spine and its Implications in Endoscopic Surgery of the Infratemporal Fossa
Lifeng Li

Important Landmark of Endoscopic Skull Base Anatomy
Revadi Govindaraju

OP: Frequency of International Frontal Sinus Anatomy Classification Cells in the Korean Population and its Relation to Frontal Sinusitis (Abstract 305)
Jasmine Kho Pei Ying
- 0830 - 0930 **Keynote 3 (ENDOKL)** Sabah Room
- 0930 - 1030 **Sponsored Symposium (Evomedic)**
Moderator: Loong Siow Ping
Low Temperature Radio Frequency Plasma Technology in Head and Neck Surgery: What's New?
Avatar Singh

Radio Frequency Plasma Technology: Advancing ORL Surgical Techniques for Enhanced Patient Outcomes
Harvinder Singh
- 1030 - 1100 Tea Break / Exhibit Visit
- 1100 - 1200 **Cavernous Sinus Opening and Dissection**
Moderators: Stefan Wolfsberger / Florian Roser
Endoscopic Endonasal Approach for Cavernous Sinus Tumour: Anatomy, Tumours Corridors
Tao Hong

Is there still Future for Cavernous Sinus Endoscopic Surgery?
Diego Mazzatenta

Approach to Cavernous Sinus Via Orbit. 360 Degree to Orbit
Amin Kassam
- 1200 - 1330 **Lunch Symposium (Medtronic)** Sabah Room
- 1330 - 1530 **Skull Base Meningiomas**
Moderators: Rüdiger Gerlach / Jason Chow
Tuberculum Sellae Meningioma: Endoscopic vs Open
Florian Roser

Endoscopic Endonasal Surgery for Tuberculum Sellae Meningioma
Akutsu Hiroyoshi

Lateral Extended Endonasal Transplanum-Transtuberculum Approach to Tuberculum Sella Meningiomas
Vitor Manuel Fernandes Lopes de Oliveira

Combine Approach of Endoscopic Transcribiform & Transcranial in Managing Frontal Meningioma
Vicky Riyadi

Endoscopic FL-SCITA (Endoscopic Far-Lateral Supracerebellar Infratentorial Approach) for Petroclival Meningioma
Tao Xie

DAILY PROGRAMME
26TH APRIL 2024 (FRIDAY)

Tuberculum Sellae Meningioma: Above or Below?

Garni Barkhoudarian

Indication and Morbidities of Endoscopic Transorbital Surgery for Middle Fossa Meningiomas

Doo-Sik Kong

OP: Extended Endoscopic Endonasal Transsphenoidal Approach for Treatment of Olfactory Groove Meningioma: A 3 Year Tertiary Centre Experience (Abstract 221)

Melanie Dowling

1530 - 1600 Tea Break / Exhibit Visit

1600 - 1740 **Complications After Endoscopic Skull Base Surgery**

Moderators: Bernard Beraldin / Wouter Van Furth

Complications After Endoscopic Skull Base Surgery - ENT Perspective

Jae Hwan Kwon

Delayed Hyponatremia After Pituitary Surgery

Yong Hwuy Kim

What we Learned After 74 Cases of PPF and ITF Tumours?

Ernesto Pasquini

OP: Clinical Profile of Patients Diagnosed with Transient Diabetes Insipidus After Endoscopic Transphenoid Pituitary Adenoma Resection (Abstract 36)

Ingrit Widjaya

OP: Experience with the "Nostril Protector", Developed to Prevent MDRPU in Endoscopic Sinus Surgery (Abstract 372)

Kunihide Aoishi

OP: Visual Outcomes After Endoscopic Endonasal Transsphenoidal Resection of Pituitary Neuroendocrine Tumours (Abstract 485)

Nuri Eralp Çetinalp

1930 - 2230 **Presidential Dinner** (By Invitation Only)

DAILY PROGRAMME
26TH APRIL 2024 (FRIDAY)

Intracranial 1 / Spine (Penang Room)

- 0730 - 0830 **Endoscopic Management of ICH and Vascular Lesions**
Moderator: Jimmy Yan
Intracranial Surgery Using Neuroendoscopy and Neuronavigation
Zamzuri Idris
Endoscopic Surgery for Spontaneous Intracerebral Hematoma: Surgical Evolution and its Clinical Impact
Jimmy Yan
The Use of Brainpath Cannula in The Minimally Invasive Execution of Clot
Lester Lee Chee Hoe
Supraorbital Eyebrow Craniotomy for Aneurysms
Walavan Sivakumar
- 0830 - 0930 **Keynote 3 (ENDOKL)** Sabah Room
- 0930 - 1030 **MIS / Endoscopic Management of ICH and Endoscopic**
Moderator: Regunath Kandasamy
Endoscopic Assisted Aneurysm Clipping. Endoscopic-Assistance for Microsurgical Clipping for Aneurysms
Florian Roser
Endoscopic Neurosurgery in Treating Intraventricular Haemorrhage
Zamzuri Idris
MIS Assisted Clipping in a Complicated Aneurysm
Regunath Kandasamy
OP: Neuroendoscopic Evacuation of Basal Ganglia Hemorrhage Via Keyhole Approach Using an Adjustable Cannula in Comparison with (Abstract 11)
Hengzhu Zhang
- 1030 - 1100 Tea Break / Exhibit Visit
- 1100 - 1200 **Endoscopic / MIS Approach to Intracranial Tumours**
Moderator: Azmi Alias
Endoscopic Surgery for Paediatric Craniopharyngiomas
Hiroshi Nishioka
Endoscopic Approaches to Sellar and Suprasellar Lesions: Indications and Techniques
Azmi Alias
Endoscopic Transcranial Transdiaphragmatic Approach for Removal of Giant Pituitary Adenomas in a Single-Stage Surgery
Qing Wang
The Use of Brainpath Cannula in The Minimally Invasive Excision of Brain Tumours
Lester Lee Chee Hoe
- 1200 - 1330 **Lunch Symposium (Medtronic)** Sabah Room
- 1330 - 1430 **Endoscopic / MIS Approach to Intracranial Tumours**
Moderator: Davendran Kanesan
Key Hole Endoscopic Neurosurgery of the Intracranial Potential Spaces in Children
Azmi Alias
Endoscopic Assisted Minimally Invasive Keyhole Neurosurgery
Davendran Kanesan

DAILY PROGRAMME

26TH APRIL 2024 (FRIDAY)

Endoscopic Transphenoid Surgery & Multidisciplinary Management of Acromegaly

Wuttipong Tirakotai

MIS Approach to Tuberculum Sellae Meningioma

Regunath Kandasamy

1430 - 1530

Selecting the Right Approach: Microscope vs Endoscope Assisted Surgery

Moderator: Cristina Hostalot

Enhanced Recovery in Cranial Surgery - Perspectives in Skull Base Surgery

Walavan Sivakumar

Lesson Learned in Endoscopic Endonasal Surgery of the Anterior Midline Skull Base

Azmi Alias

Microscopic Endoscopic Assisted Transphenoidal Excision of Pituitary Adenoma Using an Innovative Expansile Nasal Plastic Sheath. Techniques and Outcome

Albert Sii Hieng Wong

Expanded Endoscopic Endonasal Approach for Suprasellar and Anterior and Midline Skull Base Tumours

Cristina Hostalot

1530 - 1600

Tea Break / Exhibit Visit

1600 - 1720

Selecting the Right Approach: Endoscope vs MIS / Endoscope Assisted Surgery

Moderator: Abdul Rahman Ghani

TBA

Abdul Rahman Ghani

Advances in Endoscopic Techniques for Brain tumour and Epileptic Focus Resection

Discuss the Latest Innovations and Advancements in Endoscopic Surgery for Brain Tumour Removal

Vairavan Narayanan

OP: Usefulness of Endoscopy-Assisted Anterior Transpetrosal Approach (Abstract 379)

Shunsuke Shibao

OP: Efficiency and Outcomes of Endoscopic Subtemporal keynote Approach in Skull Base Surgery (Abstract 425)

Je Boem Hong

OP: Minimally Invasive Retrosigmoid Approach (Abstract 69)

Vivek Sasindran

1720 - 1800

Foramen Magnum Meningiomas

Moderator: Vicky Riyadi

Transclival Endoscopic Approach for Anterior Foramen Magnum Tumour

Vicky Riyadi

Endoscopic Cranio-Cervical Junction. Endoscopic Assisted Resection of Anterior Foramen Magnum Meningiomas

Florian Roser

1930 - 2230

Presidential Dinner (By Invitation Only)

DAILY PROGRAMME
26TH APRIL 2024 (FRIDAY)

Endonasal 2 / Rhinology 2 (Kedah & Selangor Room)

- 0730 - 0830 **Recalcitrant Rhinosinusitis & Related Issues**
Moderators: Boon Han Ng / Farah Dayana Zahedi
Novel Surgical Procedures for Recalcitrant Chronic Rhinosinusitis
Jivianne Lee
Recurrent Rhinosinusitis
Marina Nersesyan
Vidian Neurectomy for Cluster Headache
Febriani Endiyarti
OP: The Clinical and Microbiome Outcomes of Medical Treatments in Chronic Rhinosinusitis: A Double-Blinded, Randomized Placebo-Controlled Trial (Abstract 67)
Lisa Mary Cherian
- 0830 - 0930 **Keynote 3 (ENDOKL)** Sabah Room
- 0930 - 1030 **Endoscopic Approach to Sellar and Supresellar Region**
Moderators: Cristina Hostalot / Samy Youssef
Endoscopic Surgical Strategies for Giant Parasellar Tumours
Tadashi Watanabe
Endoscopic Expanded Endonasal Transphenoidal Approach for Removal of Nonadenoma Tumour
Qing Wang
Surgery of the Sellar and Parasellar Region: ENT Considerations
Neville Teo
OP: Sagittal Bending of the Optic Nerve at the Entrance from the Intracranial to the Optic Canal and Ipsilateral Visual Acuity in Patients with Sellar and Suprasellar Lesions (Abstract 327)
Rei Yamaguchi
- 1030 - 1100 Tea Break / Exhibit Visit
- 1100 - 1200 **Inverted Papilloma 1**
Moderators: Claire Hopkins / Hans Rudolf Briner
Inverted Papilloma of Frontal Sinus: The Challenge and the Strategy of Surgical Management Based on the Following Up Outcomes of 78 Cases
Bing Zhou
Contemporary Endoscopic Management of Sinonasal Inverted Papilloma
Murugappan Ramanathan
Malignant Transformation in Inverted Papilloma
Ernesto Pasquini
- 1200 - 1330 **Lunch Symposium (Medtronic)** Sabah Room
- 1330 - 1430 **Inverted Papilloma 2**
Moderators: Christian Quitter / Amran Simanjuntak
Challenging Situations in Inverted Papilloma Surgery (Management of the Frontal - Skull Base Invasion - Relapsing Cases)
Remo Accorona
Inverted Papilloma - Treatment & Controversion
Neil Tan
Endoscopic Treatment of Inverted Papillomas
Davide Mattavelli

DAILY PROGRAMME
26TH APRIL 2024 (FRIDAY)

Inverted Papilloma in the Maxillary Sinus: Different Surgical Approaches

Man Wai Chow

1430 - 1530

Panel Discussion: Frontal Sinus - The Last Frontier

Moderators: Christos Georgalas / Anshul Sama

Frontal Sinus Mucosal Flaps - Science or Art?

Anshul Sama

Extreme Lateral Lesions - What is the Limit of Endoscopic Surgery?

Cem Meco

Drilling in the Frontal Sinus: Less is More OR You can't Get Too Much of a Good Thing?

Christos Georgalas

1530 - 1600

Tea Break / Exhibit Visit

1600 - 1740

Surgical Treatment of CRS

Moderators: Alperen Vural / Harvinder Singh

Chronic Sinusitis: Pearls in Revision Functional Sinus Surgery

Alexander Farag

Indications for Surgery Rhinosininitis in South Africa

Christian Quitter

Optimization of Surgical Field During Endoscopic Sinus Surgery

Bibhu Pradhan

OP: Retrospective Analysis of the Clinical Impact of Intravenous Tranexamic Acid in Functional Endoscopic Sinus Surgery for Severe Chronic Rhinosinusitis (Abstract 355)

Siti Sarah Che Mohd Razali

OP: Long-Term Patient Reported Outcome Measures Post Endoscopic Sinus Surgery: Perspective from a UK Regional Tertiary Centre (Abstract 364)

Zhu Hui Yeap

1930 - 2230

Presidential Dinner (By Invitation Only)

DAILY PROGRAMME
26TH APRIL 2024 (FRIDAY)

Rhinology 1 / ORLHNS 2 (Perak Room)

0730 - 0830

FESS and Related Issues 1

Moderators: Sergey Karpischenko / Jian Li

FESS: Basics and Surgical Technique

Andreas Leunig

Optimising Surgery in the Management of Chronic Rhinosinusitis

Claire Hopkins

FESS Ophthalmological Complications

Sergey Karpischenko

6 Useful Tips in ESS

Jin Keat Siow

0830 - 0930

Keynote 3 (ENDOKL) Sabah Room

0930 - 1030

Medial Maxillectomy / Prelacrimal Approach / Denker's Procedure

Moderators: Benjamin Verillaud / Kachorn Seresirikachom

Endoscopic Medial Maxillectomies

Alperen Vural

Endoscopic Denker's Procedure

Daniel Cantero

Endoscopic Prelacrimal Recess Approach: How I do it?

Zhenxiao Huang

OP: Pedicle Distribution and Bone Thickening Tendency of Sinonasal Inverted Papillomas at Our Hospital (Abstract 354)

Teru Ebihara

1030 - 1100

Tea Break / Exhibit Visit

1100 - 1200

Awake Procedure / Office Based Procedure

Moderators: Arthur William Wu / Xu Xinni

Local Anesthesia in FESS and Nasal Surgeries - Master the Art, Blocks (Infiltrations)

Ahilasamy Nagalingeswaran

Office Based Procedures in Rhinology

Sarah Wise

Rhinology: Office Based Procedure

Kachorns Seresirikachon

OP: 5-Year Experience in Functional Endoscopic Sinus Surgery Under Local Anaesthesia (Abstract 510)

Ng Boon Han Kevin

1200 - 1330

Lunch Symposium (Medtronic) Sabah Room

1330 - 1430

Biologics

Moderators: Calvin Mak / Somasundram Subramaniam

When is Surgery Not the Solution? Position Biologic Therapies in the Management of Nasal Polyps

Claire Hopkins

Biologic Use

Yvonne Chan

DAILY PROGRAMME
26TH APRIL 2024 (FRIDAY)

Surgery vs Biologic

Daniela Lucidi

OP: Influence of Prior Endoscopic Sinus Surgery Extent on Dupilumab Effectiveness in CRSwNP Patients (Abstract 344)

Hui Davide Qiu

1430 - 1530

Dacrocystorhinostomy

Moderators: Revadi Govindaraju / Febriani Endiyarti

Endoscopic DCR

Manuel Bernal-Sprekelsen

Endoscopic Assist Dacrocystorhinostomy: A Comprehensive Review in the Literature and Discussion of Variations in Management & Technique

Alexander Farag

Stentless DCR - A 20 Year Experience

Harvinder Singh

OP: Endoscopic Dacryocystorhinostomy - 3 Years Interdepartmental Team Approach Experience (Abstract 119)

Ong Kai Ping

1530 - 1600

Tea Break / Exhibit Visit

1600 - 1740

Nasal Polyposis

Moderators: Maung Maung Khaing / Paolo Farneti

Postoperative Steroid Nasal Packing / Implant in Chronic Rhinosinusitis with Nasal Polyps

Baharudin Abdullah

Endoscopic Sinus Surgery for Type 2 CRSwNP, Does the Extent of Surgery Matters

Thibaut Van Zele

Risk Factors for Recurrence of CRSwNP After ESS

Yahya Ahmed B Fageeh

Multidisciplinary Management of Chronic Rhinosinusitis with Nasal Polyposis

Jivianne Lee

OP: The Effect of Race on Chronic Rhinosinusitis with Nasal Polyps (Abstract 278)

Arthur Wu

OP: A Better Way to Monitor for Polyp Recurrence: The Postoperative Polyp Scale (POPS) (Abstract 277)

Arthur Wu

OP: Gender Related Differences in Outcomes After Fess (Abstract 18)

Arthur Wu

1930 - 2230

Presidential Dinner (By Invitation Only)

DAILY PROGRAMME
26TH APRIL 2024 (FRIDAY)

ORLHNS 1 (Johor 2 + 5 Room)

- 0730 - 0830 **Managing Airway at the Caudal End of the Nose**
Moderators: Keng Lu Tan / Ahmad Nordin
Role of Nasal Valves
Ullas Raghavan
Achieving Good Outcome in Vestibular Stenosis Reconstruction
Kritsada
Endoscopic Harvesting Graft Material for Rhinoplasty
Yury Rusetsky
- 0830 - 0930 **Keynote 3 (ENDOKL)** Sabah Room
- 0930 - 1030 **Making Sure the Nose is Straight, Smooth and Pretty**
Moderators: Eugene Wong / Jasmine Kho Pei Ying
Building the Nose
Keng Lu Tan
Radix and Dorsal Graft
Ru Xavier
Concepts for Improving Tip Definition
Ru Xavier
- 1030 - 1100 Tea Break / Exhibit Visit
- 1100 - 1200 **Completing Puzzle in Facial Reconstruction**
Moderators: Ahmad Nordin / Keng Lu Tan
The Use of Cadaveric Costal Cartilage in Structural and Cosmetic Septorhinoplasty
Ng Chew Lip
Osteopore and Other Absorbable Synthetics in Rhinoplasty
Chae-Seo Rhee
Facial Reconstruction
Ian Loh
- 1200 - 1330 **Lunch Symposium (Medtronic)** Sabah Room
- 1330 - 1430 **Panel Discussion: Paediatric Dysphagia in ORL**
Moderator: Shamina Sara Moses
To Feed or Not To Feed? Every Journey Matters!
Oo Kah Peng
Case Discussion
Jeyanthi Kulasegarah / Halimuddin Sawali / Oo Kah Peng
- 1430 - 1530 **Choanal Atresia**
Moderator: Jeyanthi Kulasegarah
Endoscopic Treatment of Congenital Choanal Atresia
Paolo Farneti
Managing Congenital Nasal Aperture Stenosis and Congenital Choanal Atresia -
The Sarawak Experience
Shamina Sara Mosees
- 1530 - 1600 Tea Break / Exhibit Visit

DAILY PROGRAMME
26TH APRIL 2024 (FRIDAY)

- 1600 - 1700 **Panel Discussion: Sirolimus and Vascular Anomalies**
Moderator: Halimuddin Sawali
Vascular Malformation Treatment - Should we Hold Our Knife?
Goh Bee See

Panel Discussion
Jeyanthi Kulasegarah / Goh Bee See / Shamina Sara Moses
- 1930 - 2230 **Presidential Dinner** *(By Invitation Only)*

DAILY PROGRAMME
26TH APRIL 2024 (FRIDAY)

Oral Paper (Kelantan Room)

0730 - 0830

Oral Paper 7: Skull Base Surgery

Moderators: Mohamad Nazir Othman / Sakinah Mohamad

Endoscopic Transorbital and Endonasal Approach for Trigeminal Schwannomas: A Retrospective Multicenter Analysis (Korean Society of Endoscopic Neurosurgery, KOSEN-005)(Abstract 103)

Doo-Sik Kong

Comparative Analysis of Endoscopic Transorbital Approach and Extended Mini-Pterional Approach for Sphenoid Wing Meningiomas with Osseous Involvement: Preliminary Surgical Results (Abstract 37)

Hun Ho Park

Endoscopic Trans Sphenoid Optic Nerve Decompression - 10 Years Experience (Abstract 70)

Vivek Sasindran

Application of Intra-Operative Ultrasonography in Endoscopic Orbit Surgery (Abstract 57)

Matteo Zoli

Early Experience with the Endoscopic Transorbital Approach for Various Types of Brain Tumours (Abstract 270)

Youngbeom Seo

0830 - 0930

Keynote 3 (ENDOKL) Sabah Room

0930 - 1030

Transorbital Approaches 1 / Oral Paper 8: Orbital Related

Moderators: Hardip Singh Gendeh / Ramiza Ramza Ramli

Transorbital Approaches

Iacopo Dallan

Endoscopic Transorbital Surgery - The 50 Cases Experience

Calvin Mak

Transorbital Neuroendoscopic Surgery (TONES), the Latin American Experience. Indications Beyond Tumoural Pathology (Abstract 422)

Javier M Saavedra

The Role of Early Optic Nerve Decompression in Combined Treatment of Optic Neuropathy (Abstract 442)

Hazan Basak

Endoscopic Transnasal / Supra-Orbital Surgical Strategy for Intra-Orbital Tumour (Abstract 318)

Shinichi Origuchi

1030 - 1100

Tea Break / Exhibit Visit

1100 - 1200

Oral Paper 9: Otology

Moderators: Noor Dina Hashim / Asfa Najmi Mohamad Yusof

Efficacy of Intratympanic High Dose Methylprednisolone Compared to Intratympanic High Dose Dexamethasone in Treatment of Idiopathic Sudden Sensorineural Hearing Loss (Abstract 86)

Anna Megow

A Multi-Centre Retrospective Surgical Audit of Myringoplasty (Abstract 345)

Ng Syiao Wei

BodyTravelApp: An Interactive Ear Anatomy Virtual Reality (VR) Mobile Application for Medical Students (Abstract 134)

Khadijah Mohd Nor

Vascular Loop Syndrome and its Otological Manifestation (Abstract 173)

Shalini Ramasamy

DAILY PROGRAMME

26TH APRIL 2024 (FRIDAY)

Surgery to Treat Cancer of the Ear and Temporal Bone at a Tertiary Hospital in Ho Chi Minh City, Vietnam (Abstract 322)

Pham Trung Viet

1200 - 1330 **Lunch Symposium (Medtronic)** Sabah Room

1330 - 1430 **Free Paper 10: Otology**

Moderators: Mohd Sazafi Mohd Saad / Cheah Siew Chung

Vestibular Migraine: Insights from Otorhinolaryngology Clinic, Hospital Kuala Lumpur (Abstract 338)

Amirah Sufian

Canal Wall Down Mastoidectomy for Cholesteatoma: 5 Years Experience (Abstract 101)

Asfa Najmi Mohamad Yusof

Oneurology & Lateral Skull Base Surgery: Our Experiences (Abstract 415)

A Satya Kiran

The Role of Vestibular Testing Pre and Post Cochlear Implant (Abstract 433)

Nor Eyzawiah Hassan

Cochlear Aperture Stenosis; A Forgotten Aetiology of Non-Syndromic Congenital Single Sided Deafness (Abstract 519)

Ilyia Ajmal Othman

Facial Schwannoma: When to do Surgery? (Abstract 481)

Asma Abdullah

1430 - 1530 **ASEAN SKULL BASE SOCIETY: Emerging Trends in Clinical Trials**

Moderator: Prepageran Narayanan

The Research Structure in Malaysia

Sheamini Sivasampu

Role and Function in Supporting Clinical Trials

Chew Chun Keat

Enhancing International Collaboration

Philip Rajan

1530 - 1600 Tea Break / Exhibit Visit

1600 - 1700 **Oral Paper 11: Skull Base Surgery**

Moderators: Davendran Kanesan / David Yee Leong Wai

Prediction of Sphenoid Sinus Septation in Magnetic Resonance Imaging Compared to Computed Tomography for Presurgical Evaluation in Transsphenoidal Pituitary Surgery (Abstract 94)

Michel Roethlisberger

Cervical-Transoral Robotic Nasopharyngectomy: Preclinical Study & Report of First Cases (Abstract 17)

Moya-Plana

Endoscopic Endonasal Transmaxillary-Pterygoid Approach for Skull-Base Non-Vestibular Schwannomas in 10 Consecutive Patients (Abstract 254)

Yusuke Morinaga

Expanded Endoscopic Approach - A Game Changer in the Management of Skull Base Osteomyelitis (Abstract 262)

Regi Thomas

DAILY PROGRAMME
26TH APRIL 2024 (FRIDAY)

Anterior Endoscopic Sublabial Transmaxillary Access To Middle Cranial Base Lesions
(Abstract 314)

Seyed Mousa Sadrehosseini

Anatomical Variations of the Ascending Pharyngeal Artery: Implications for Endoscopic Surgery
in the Parapharyngeal Space (Abstract 341)

Liang Wang

1700 - 1800

Oral Paper 12: ORL

Moderators: Kevin Ng Boon Han / Tamil Selvi Rajoo

Complications of Cochlear Implantation: Lesson Learnt from 20 Years' Experience (Abstract 467)

Muhammad Syafiq Hilmi Musa

Malignant Otitis Externa: A Review of Management Outcomes (Abstract 330)

Kailesh Pujary

Paediatric Acute Mastoiditis - A Systemic Review on Management (Abstract 85)

Anna Megow

The Effect of the COVID-19 Pandemic on Epistaxis and Anaemia in Patients with Hereditary
Haemorrhagic Telangiectasia (HHT) in Central South Africa (Abstract 512)

Riaz Seedat

1930 - 2230

Presidential Dinner *(By Invitation Only)*

DAILY PROGRAMME

26TH APRIL 2024 (FRIDAY)

(Sarawak Room)

- 0730 - 0830 **Live Dissection Demonstration**
Moderator: Yves Brand
 Frontal Sinus Approach
Christos Georgalas
- 0830 - 0930 **Keynote Lectures** Sabah Room
- 0930 - 1030 **Live Dissection Demonstration**
Moderator: Somasundram Subramaniam
 Endoscopic Endonasal Transcribiform Approach
Bing Zhou
- 1030 - 1100 Tea Break
- 1100 - 1200 **Live Dissection Demonstration**
Moderator: Pornthep Kasemsiri
 Endoscopic Endonasal Transpterygoid Nasopharyngectomy
Ing Ping Tang
- 1200 - 1300 **Lunch Talk (Karl Storz)**
Moderator: Ing Ping Tang
 Interdisciplinary Techniques and Challenges in Endoscopic Skull Base Surgery
Hans Rudolf Briner / Robert Reisch
- 1310 - 1810 **Live Dissection Demonstration**
 1310 - 1350 *Moderator: Maung Maung Khaing*
 Medial Maxillectomy
Kazuhiro Omura
- 1350 - 1430 *Moderator: Ing Ping Tang*
 Modified Denker's / Prelacrimal Approach
Won Tae-Bin
- 1430 - 1510 *Moderator: C Preetam*
 Endoscopic Dacrocystorhinostomy
Nishi Gupta
- 1510 - 1610 *Moderator: Tran Viet Luan*
 Orbital & Optic Nerve Decompression
Agnieszka Strzembosz
- 1610 - 1710 *Moderator: Agnieszka Strzembosz*
 Endoscopic Transorbital Approach
Iacopo Dallan
- 1710 - 1810 *Moderator: Chae-Seo Rhee*
 Rhinoplasty
Yury Rusetsky

DAILY PROGRAMME
27TH APRIL 2024 (SATURDAY)

Endonasal 1 (Perak Room)

0730 - 0930

Juvenile Nasopharyngeal Angiofibroma

Moderators: Murugappan Ramanathan / Abdul Aziz AlQahtani

The Endoscopic Management of Advanced Juvenile Angiofibroma: Experience of Shanghai Fudan University

Dehui Wang

Intraoperative Dominant Feeding Artery Ligation Strategy Based on Three-Dimensional CT-MRI Reconstruction During Juvenile Angiofibroma Entity Surgery

Jian Li

The Angiofibroma Grid

Renuka Bradoo

Juvenile Angiofibromas

Manuel Bernal-Sprekelsen

Algorithm of Diagnostic and Treatment of Juvenile Angiofibromas

Marina Nersesyan

Juvenile Nasoangiofibroma

Warren Bennett

OP: Endonasal Endoscopic Removal of Juvenile Nasopharyngeal Angiofibroma in a Tertiary Centre (Abstract 77)

Cheah Siew Chung

0930 - 1030

Endoscopic Orbital Surgery 2 / Transorbital Approaches 2

Moderators: Nishi Gupta / Matteo Alicandri Ciufelli

Transnasal Endoscopic Approach to Orbital and Optic Nerve Lesions

C Preetam

How to Avoid Complications of Endoscopic Transorbital Surgery

Doo-Sik Kong

Endoscopic Transorbital Approaches for Intraorbital Tumour Resection: Medial, Inferior and Lateral Walls

Dana Crosby

Sinonasal Tumour with Orbit Invasion

Won Tae-Bin

1030 - 1100

Tea Break / Exhibit Visit

1100 - 1200

Transorbital Approaches 3

Moderators: Remo Accorona / Hardip Singh

Transorbital Approach (eg to Bony / Fibro-Osseous Lesions)

Doron Sommer

The Transorbital Approach for the Management of a Spheno - Orbital Meningioma of the Middle Cranial Fossa

Alfredo Herrera

Orbital Medial Rectus Muscle Reconstruction

Alexandre Felippu

OP: Breaking Boundaries: A Combined Simultaneous Endonasal and Transorbital Approach to Sphenoid Wing Meningiomas - A Case Series from Queen Elizabeth Hospital Birmingham (Abstract 498)

Tabitha Mohanarajah

DAILY PROGRAMME
27TH APRIL 2024 (SATURDAY)

1200 - 1300	Lunch Symposium (Sanofi) Sabah Room
1300 - 1330	Keynote 4 (NAM) Sabah Room
1330 - 1400	Keynote 5 (Asean Skull Base Society) Sabah Room
1400 - 1500	Orbital Related Approaches: Decision Making <i>Moderators: Matteo Zoli / Ake Hansasuta</i> 360 Degrees Surgical Management of Graves Orbitopathy / From the Eyelid to the Optic Nerve <i>Remo Accorona</i> Endonasal Transnasal vs External Approaches for Intraorbital Tumours <i>Giacomo Sollini</i> Endonasal Optic Nerve Sheath Fenestration in IIH: Tricks & Naunces <i>Rijuneeta Gupta</i> Extended Endoscopic Transorbital Approach with Superior-Lateral Orbital Rim Osteotomy <i>Ju Hyung Moon</i>
1500 - 1600	Updated Management of Olfactory Disorders <i>Moderators: Narinder Singh / Ahilasamy Nagalingeswaran</i> Smell and Taste Disorder <i>Okechukwu Okonkwo</i> Endoscopic Sinus Surgery for Olfactory Function Recovery in Eosinophilic Chronic Rhinosinusitis <i>Kobayashi Masayoshi</i> Olfactory Dysfunction and COVID-19 <i>Laura Van Gerven</i> OP: Long-Term Recovery Patterns of Olfactory Function After Trans-Sphenoidal Approach with Nasoseptal Flap Elevation (Abstract 261) <i>Ji Won Lee</i>
1600 - 1630	Closing Ceremony
1630 - 1700	Tea Break / Exhibit Visit

DAILY PROGRAMME

27TH APRIL 2024 (SATURDAY)

Expanded Skull Base 1 (Sabah Room)

- 0730 - 0830 **Purely Endoscopic vs Endoscopic Assisted Surgery**
Moderators: Alfredo Herrera / Regi Thomas
 Comparison of Endoscopic and Transcranial Anatomy of Anterior Skull Base
Purushothaman P K
 Combined Open Septorhinoplasty and Endoscopic Approaches to Septal / Endonasal Tumours
Wojciech K Mydlarz
 Combined Approach of Endoscopic Transcribiform & Transcranial in Managing Frontal Meningioma
Vicky Riyadi
- 0830 - 0900 **Plenary 1: Endoscopic Otology and Lateral Skull Base Surgery**
Moderator: Prepageran Narayanan
 Endoscopic Transpromontorial Approach to IAC
Daniele Marchioni
- 0900 - 0930 **Plenary 2: Endoscopic Otology and Lateral Skull Base Surgery**
Moderator: Ing Ping Tang
 Update of Endoscopic Lateral Skull Base Surgery
In Seok Moon
- 0930 - 1030 **Panel Discussion / Debate**
Moderators: Ing Ping Tang / Philip Rajan
 Lateral Skull Base: Microscopic vs Endoscopic
Panelists: Daniele Marchioni / In Seok Moon / Narayan Jayashankar / Prepageran Narayanan / Harim Priyono
- 1030 - 1100 Tea Break / Exhibit Visit
- 1100 - 1200 **New Technology / Innovative Trechniques in Skull Base Surgery and Neurosurgery**
Moderators: Jun Muto / Vicky Riyadi
 3D Printing Applications in Skull Base Surgery
Kyle Van Koeverings
 Defining and Refining Your Skull Base Team: A Rhinologists Perspective
Dana Crosby
 OP: Transoral Robotic Neurosurgery for Skull Base Surgery: Surgical Description of a Cadaveric Study (Abstract 326)
Jun Muto
- 1200 - 1300 **Lunch Symposium (Sanofi)**
Moderator: Revadi Govindaraju
 Relooking at CRSwNP Management - How to Devise a Long-Term Strategy for Patients Suffering from Recurrent CRSwNP
Claire Hopkins
- 1300 - 1330 **Keynote 4 (NAM)**
Moderator: Ing Ping Tang
 Endoscopic Neurosurgery in the Jungle of Borneo, Adopt and Adapt
Donald Liew Ngian San

DAILY PROGRAMME
27TH APRIL 2024 (SATURDAY)

- 1330 - 1400 **Keynote 5 (Asean Skull Base Society)**
Moderator: Prepageran Narayanan
It is Teamwork
Vicknes Waran
- 1400 - 1600 **Managing Arterial Injury During Endonasal Surgery**
Moderators: Amin Kassam / Man Wai Chow
Vascular Catastrophe During Expanded Endonasal Surgeries, What To Do?
Ahmed Aly Ibrahim Elsayed

Managing Internal Carotid Artery Injury in Endoscopic Skull Base Surgery: Case Series and Review of the Literature
Dehui Wang

ICA Injury During EEA: A Preventive and Management Protocol
Abdul Aziz AlQahtani

Carotid Artery Management and Isolation
Tao Hong

ICA Injury During Endoscopic Skull Base Surgery
Vinod Felix

Management of Major Blood Vessel Problems Encountered in ESS & ESBS
Jin Keat Siow

OP: Comparison of Exposure of the Internal Carotid Artery via the Transnasal and Transoral Approaches (Abstract 245)
Lifeng Li
- 1600 - 1630 **Closing Ceremony**
- 1630 - 1700 Tea Break / Exhibit Visit

DAILY PROGRAMME
27TH APRIL 2024 (SATURDAY)

Expanded Skull Base 2 (Malacca Room)

- 0730 - 0930 **Endoscopic Approach to Infratemporal Fossa**
Moderators: Yong Hwy Kim / Mori Ryosuke
Anatomical Sludge: Lateral Endoscopic Approach to Infratemporal Fossa and Parapharyngeal Space
Marco Caversaccio
Extended Endoscopic Infratemporal Fossa Approach to Infratemporal Fossa Complex Lesions
Vitor Manuel Fernandes Lopes de Oliveira
Endonasal Infratemporal Fossa Approach
Boonsam Roongpuvapaht
The 360 Degree Endoscopic and Open Approaches to the Infratemporal Fossa
Samy Youssef
Transpterygoid Approach: Anatomy and Application
Jianfeng Liu
OP: Internal Maxillary Artery Pretreatment is Valuable for Bleeding Control Method for Infratemporal Fossa Surgery (Abstract 244)
Lifeng Li
OP: The Usefulness of Joint Surgery Using an Enlarged Inferior Temporal Fossa Approach Based on Anatomy (Abstract 396)
Kentaro Watanabe
- 0930 - 1030 **Sponsored Symposium**
- 1030 - 1100 Tea Break / Exhibit Visit
- 1100 - 1200 **Challenging Skull Base Cases with Expert Panel Discussion**
Moderator: Raewyn Campbell
Panelists: Won Tae-Bin / Ing Ping Tang / Yves Brand / Edward C Kuan
- 1200 - 1300 **Lunch Symposium (Sanofi)** Sabah Room
- 1300 - 1330 **Keynote 4 (NAM)** Sabah Room
- 1330 - 1400 **Keynote 5 (Asean Skull Base Society)** Sabah Room
- 1400 - 1500 **Olfactory Consideration in Treatment of Skull Base Pathology**
Moderators: Renuka Bradoo / Ramiza Ramza Ramli
Preservation of Olfactory Function in Endoscopic Skull Base Surgery
Kobayashi Masayoshi
Olfaction in Anterior Skull Base Meningiomas: The Neglected Sense
Samy Youssef
Olfactory Ability Post Endoscopic Transphenoidal Surgery for Pituitary Tumours
Salina Husain
OP: Maximization of Anterior Sphenoidotomy in Endoscopic Endonasal Transplanum Transtuberculum Approach with Preservation of Olfactory Function (Abstract 253)
Takeshi Hongo
- 1600 - 1630 **Closing Ceremony**
- 1630 - 1700 Tea Break / Exhibit Visit

DAILY PROGRAMME
27TH APRIL 2024 (SATURDAY)

Intracranial / Spine (Penang Room)

0730 - 0930

Endoscopic Approaches of Chordomas and Chondrosarcomas

Moderators: Akutsu Hiroyoshi / Kyle Wu

Modern Management of Skull Base Chordoma and Chondrosarcoma's: An Overview

Wouter Van Furth

Endoscopic Endonasal Surgery for Skull Base Chordoma

Akutsu Hiroyoshi

Endoscopic Endonasal Excision of Clival Chordoma in Sarawak General Hospital, without Adjuvant Radiotherapy

Donald Liew Ngian San

Endoscopic Endonasal Surgery for Chordomas and Chondrosarcomas

Kyle Wu

Endoscopic Assisted Posterior Fossa Surgery

Garni Barkhoudarian

OP: Endoscopic Endonasal Approach To Cranio-Vertebral Junction Chordomas (Abstract 58)

Matteo Zoli

OP: Radiologic Indices as Predictors for Endoscopic Trans-oral vs Endonasal Approach in Craniocervical Junction Chordoma (Abstract 357)

Sara Hanaei

0930 - 1030

Emerging / Frontiers Endoscopic Surgery

Moderator: Jason Chow

Endoscopic Transorbital Approach for Intra and Extra Orbitale Disease

Giacomo Sollini

Clinical Applications of Exoscope in Neurosurgery

Jason Chow

OP: 5-ALA Guided Endoscopic Resection of Intrinsic Glioblastoma (Abstract 346)

Ryosuke Mori

OP: Exploring the Limits of Shunt Endoscopy in Children (Abstract 263)

William Gump

1030 - 1100

Tea Break / Exhibit Visit

1100 - 1200

Oral Paper 16: Neurosurgery

Moderator: Davendran Kanesen

Comparative Analysis of Endoscopic and Microsurgical Approaches for Third Ventricle Colloid Cysts: A Retrospective Study (Abstract 487)

Nuri Eralp Çetinalp

A Very Minimally Invasive Endoscopic Cysto-Cisternostomy Approach for Retrocerebellar Arachnoid Cysts (Abstract 507)

Manoj Krishnan

Usefulness of Endoscopy-Assisted Anterior Transpetrosal Approach (Abstract 379)

Shunsuke Shibao

Coblation in Pituitary Surgery (Abstract 537)

Owais Matto

OP: Surgical Strategies for Endoscopic Management of Intraventricular Arachnoid Cysts (Abstract 4)

William Gump

DAILY PROGRAMME
27TH APRIL 2024 (SATURDAY)

1200 - 1300	Lunch Symposium (Sanofi) Sabah Room
1300 - 1330	Keynote 4 (NAM) Sabah Room
1330 - 1400	Keynote 5 (Asean Skull Base Society) Sabah Room
1400 - 1500	The Role of Intraoperative Imaging in Endoscopic Spinal Surgery <i>Moderator: Vaivaran Narayanan</i> Explore the Role of Endoscopic Techniques in the Surgical Management of Epilepsy eg Endoscope Assisted Disconnection Surgeries <i>Vaivaran Narayanan</i> OP: Preliminary Report of Fully Endoscopic Microvascular Decompression; The Perspective of Learning Curve (Abstract 256) <i>Hyuk-Jin Oh</i> OP: Image-Guided Supratentorial Temporary Cerebrospinal Fluid Diversion During Retrosigmoid Craniotomy for Large Cerebello-Pontine Angle Lesions - A Technical Note (Abstract 93) <i>Michel Roethlisberger</i> OP: Intended Near-Total Removal of Koos Grade IV Vestibular Schwannomas: Long Term Results in a Single Center Cohort (Abstract 92) <i>Michel Roethlisberger</i>
1500 - 1600	Endoscopic Management of Craniocervical Junction Pathology and Miscellaneous <i>Moderator: Rully Hanafi Dahlan</i> Transoral Approaches to the Craniocervical Junction <i>Rully Hanafi Dahlan</i> Open, Microendoscopic and Endoscopic Discectomy <i>Goh Chin Hwee</i> Pushing Boundaries: Extending the Transodontoid Endoscopic Endonasal Approach for Craniovertebral Junction Pathologies (Abstract 288) <i>Kesava Reddy</i>
1600 - 1630	Closing Ceremony
1630 - 1700	Tea Break / Exhibit Visit

DAILY PROGRAMME
27TH APRIL 2024 (SATURDAY)

Endonasal 2 / Rhinology 2 (Kedah Room)

0730 - 0930

Frontal Sinus Surgery

Moderators: Sarah Wise / Davide Mattavelli

Frontal Sinus Evaluation & Surgical Planning

Sarah Wise

Extended Endoscopic Frontal Sinus Surgery. Indications and Surgical Tips

Ksenia Klimenko

Slap Flap for Preventing from Re Stenosis After Draf Procedure

Kazuhiro Omura

Frontal Sinus (From Draf III to External Approaches)

Daniela Lucidi

Surgical Approach to the Frontal Recess and Sinus

Andreas Leunig

Frontal Sinus Mucocele

Neil Tan

Frontal Sinus Osteomas

Anshul Sama

0930 - 1030

Endoscopic Skull Base & Intracranial Surgery: Miscellaneous

Moderators: Luigi Mariani / Michel Roethlisberger

Nasal Meningoceles

Suha Beton

Extended Endoscopic Endonasal Aneurysms Clipping

Alan Tsarikaev

Vestibular Schwannoma: How Much Surgery is Needed?

Luigi Mariani

OP: Intraoperative Real-Time Near-Infrared Image-Guided Endoscopic Endonasal Surgery for Pituitary Tumours by Delayed Window Indocyanine Green Technique (Abstract 325)

Jun Muto

1030 - 1100

Tea Break / Exhibit Visit

1100 - 1200

Endoscopic Closure of Septal Perforation

Moderators: Bibhu Pradhan / Marina Nersesyan

Septal Perforation Repair with AEA Flap

Abdul Aziz AlQahtani

Endoscopic Repair of Large Septal Perforation

Yury Rusetsky

OP: Role of CT- Scan in Assessment of Anatomical Variants of Nasal Cavity and Paranasal Sinuses (Abstract 496)

Fizza Asif Qureshi

1200 - 1300

Lunch Symposium (Sanofi) Sabah Room

1300 - 1330

Keynote 4 (NAM) Sabah Room

1330 - 1400

Keynote 5 (Asean Skull Base Society) Sabah Room

DAILY PROGRAMME
27TH APRIL 2024 (SATURDAY)

1400 - 1500	Allergy. Anything New? <i>Moderators: Pathma Letchumanan / Daniela Lucidi</i> Central Compartment Atopic Disease <i>John DelGaudio</i> Nasal Nitric Oxide in Allergic Rhinitis and Rhinosinusitis <i>Farah Dayana Zahedi</i> Endoscopic Vidian Neurectomy - Review of Outcome, Disability and Feasibility <i>Pathma Letchumanan</i> OP: Sublingual Immunotherapy for Allergic Rhinitis: Early Experience and Challenges in Malaysian Governmental Hospital (Abstract 365) <i>Khoo Jing Hern</i>
1600 - 1630	Closing Ceremony
1630 - 1700	Tea Break / Exhibit Visit

DAILY PROGRAMME
27TH APRIL 2024 (SATURDAY)

Rhinology 1 / ORLHNS 2 (Johor 1+ 2 + 4+ 5 Room)

0730 - 0930

CSF Leaks

Moderators: David Conley / C Preetam

Cerebrospinal Fluid Leak - Management

Emily Barrow

Spontaneous CSF Rhinorrhea: New Insights on a Rare Disease

Benjamin Verillaud

Endoscopic Closure of High Flow Skull Base CSF Leaks

Murugappan Ramanathan

The Value of β -Trace in Endoscopic CDF-Leak Closure

Peter Valentin Tomazic

Management of CSF Leaks in Lateral Recess of Sphenoid Sinus

Tran Viet Luan

CSF Leak Diagnosis, Management and Endoscopic Repair

Matteo Alicandri Ciufelli

OP: Various Sellar Reconstruction Techniques in Cases with Grade 1 & 2 CSF Leakage During Endoscopic Transsphenoidal Approach (ETSA) (Abstract 265)

Young Il Kim

OP: Endoscopic Repair of Cerebrospinal Fluid Rhinorrhea - An Experience in a Tertiary Care Hospital in South India (Abstract 411)

Jigisa Tripathy

0930 - 1030

FESS and Related Issues 2

Moderators: Neil Tan / Alexander Farag

Modelling the Effect of Middle Meatus and Inferior Turbinate Adhesions Post Sinonasal Surgery Using Computational Fluid Dynamics (CFD)

Narinder Singh

Primary or Revision Endoscopic Sinus Surgery

Yvonne Chan

Prevention and Management of Complications in Endoscopic Sinus Surgery

Jianfeng Liu

1030 - 1100

Tea Break / Exhibit Visit

1100 - 1200

Nasal Allergy / CRSwNP

Moderators: Salina Husain / Okechukwu Okonkwo

Newer Surgical Options for Nasal Allergy

Ahilasamy Nagalingeswaran

The Role of Allergy in CRSwNP

John DelGaudio

Outcomes and Endotypes in CRSwNP Based on Geography and Racial Diversity

Arthur William Wu

OP: Pilot Study on Correlation Between Blood and Tissue Eosinophilia with Clinical Severity of Chronic Rhinosinusitis (Abstract 353)

Yeoh Zhi Xiang

1200 - 1300

Lunch Symposium (Sanofi) Sabah Room

1300 - 1330

Keynote 4 (NAM) Sabah Room

1330 - 1400

Keynote 5 (Asean Skull Base Society) Sabah Room

DAILY PROGRAMME
27TH APRIL 2024 (SATURDAY)

1400 - 1500	<p>Alternative Therapies & Miscellaneous</p> <p><i>Moderators: Ashwin Vedhapoodi Gajendran / Baharudin Abdullah</i></p> <p>Alternate Therapies for Rhinitis / Sinusitis</p> <p><i>Arthur William Wu</i></p> <p>Nasoendoscopic-Assisted Local Sclerotherapy with Lauromacrogol 400 for the Treatment of Hereditary Hemorrhagic Teleangiectasia (Hht) and Anterior Epistaxis</p> <p><i>Paolo Farneti</i></p> <p>Minimal Invasive Sinus Surgery: My Experience</p> <p><i>Kuljit Singh</i></p> <p>Role of Air Pollution in Chronic Rhinosinusitis and Sinonasal Tumours</p> <p><i>Murugappan Ramanathan</i></p>
1600 - 1630	<p>Closing Ceremony</p>
1630 - 1700	<p>Tea Break / Exhibit Visit</p>

DAILY PROGRAMME

27TH APRIL 2024 (SATURDAY)

ORLHNS 1 (Selangor Room)

0730 - 0830

Endoscopic Middle Ear Surgery

Moderators: Nik Adilah Nik Othman / Noor Dina Hashim

Introducing Endoscopic Ear Surgery into Practise

Noor Dina Hashim

Endoscopic vs Microscopic Myringoplasty

Philip Rajan

Performing Endoscopic Stapes Surgery

Harim Priyono

Difficult Situation in Endoscopic Stapes Surgery and Way Forward

Nabeel Humayun Hassan

0930 - 1030

Oral Paper 14: Skull Base Surgery

Moderators: Yeoh Zhi Xiang / Boon Han Ng

Endoscopic Transnasal Closure of Secondary Meningoencephaloceles Caused by Raised Intracranial Pressure (Abstract 417)

Sipos László

Complications of Endoscopic Endonasal Approach to the Skull Base (Abstract 42)

Mehdi Zeinalizadeh

Surgical Outcomes of Endoscopic Dacryocystorhinostomy with Mucosal Flap Removal Technique: A 3-Year Study in a Tertiary Care Hospital in Central India (Abstract 524)

Kiran Kumar Prathipati

Temporalis Muscle & Pericranial Flap as a Novel Reconstruction Technique for the Anterior and Middle Cranial Fossae Following Endoscopic Transorbital Approach (Abstract 287)

Kesava Reddy

Approach to Sphenoid Sinuses: Pneumatisation and Anatomical Variants - What the Surgeon Needs to Know to Avoid Intraoperative Complications? (Abstract 527)

Venus Tilavat

Management of Anticoagulants in Patients with Epistaxis (Abstract 502)

Sasa Shakya

1030 - 1100

Tea Break / Exhibit Visit

1100 - 1200

Otology

Moderators: Fadzilah Ismail / Noor Dina Hashim

Cholesteatoma - How to Manage it Endoscopically?

Tengku Mohamed Izam Tengku Kamalden

Outcomes of Endoscopic Facial Nerve Decompression

Mohd Sazafi Mohd Saad

Translabyrinthine Approach to Vestibular Schwannoma

Narayan Jayashankar

OP: Endoscopic vs Microscopic Butterfly Cartilage Inlay Myringoplasty and its Educational Usefulness Among Trainees (Abstract 14)

Noor Dina Hashim

1200 - 1300

Lunch Symposium (Sanofi) Sabah Room

1300 - 1330

Keynote 4 (NAM) Sabah Room

1330 - 1400

Keynote 5 (Asean Skull Base Society) Sabah Room

DAILY PROGRAMME
27TH APRIL 2024 (SATURDAY)

1400 - 1500	<p>Current Evidence in Management of OSA</p> <p><i>Moderator: Bathma Susibalan</i></p> <p>Skeletal Surgery in Sleep Disordered Breathing: When, What, How?</p> <p><i>Rama Krsna Rajandram</i></p> <p>Targeted Surgical Approaches on SDB - Leveraging Technology for Better Results</p> <p><i>Julius Goh Liang Chye</i></p> <p>OP: Chronic Inflammation Affects Both the Upper And Lower Airway in Both Obstructive Sleep Apnea (OSA) and Laryngotracheal Stenosis (LTS): Should We Change Our Management? (Abstract 306)</p> <p><i>Nor Amizan Mohd Sabri</i></p> <p>OP: Quality of Sleep Among Shift Work Nurses at the Baguio General Hospital: A Pilot Cross - Sectional Study (Abstract 374)</p> <p><i>Kathrynne Endenna Solang Andaya</i></p>
1500 - 1600	<p>Panel Discussion: Neurolaryngology</p> <p><i>Moderators: Rohaizam Japar @ Jaafar / Vanitha Palanisamy</i></p> <p>Neurolaryngology Past and Present Updates on Recurrent Laryngeal Nerve</p> <p><i>Panelists: Abd Razak Ahmad / Mawaddah Azman / Abdullah Sani Mohamed</i></p>
1600 - 1630	<p>Closing Ceremony</p>
1630 - 1700	<p>Tea Break / Exhibit Visit</p>

DAILY PROGRAMME
27TH APRIL 2024 (SATURDAY)

Oral Paper (Kelantan Room)

0730 - 0930

Oral Paper 13: Head & Neck Surgery

Moderators: Wong Chun Yüing / Lum Sai Guan

Endoscopic Thyroidectomy - ENT Surgeons Perspective (Abstract 68)

Vivek Sasindran

Laryngomalacia: A Longitudinal Observational Study in a Tertiary Centre (Abstract 75)

Satesh Kumaran A/L Ganeson

Optimizing Head and Neck Cancer Patient Management: The Crucial Contributions of Multidisciplinary Tumour Board Decision-Making (Abstract 402)

Fizza Asif Qureshi

P16 Expression of Human Papilloma Virus (Hpv) in Salivary Glands Tumours (Abstract 350)

Rohaizam Jaafar

Chemical Induction of Tongue Squamous Cell Carcinoma for Preclinical Nanoparticle Based Photodynamic Therapy (PDT) Study (Abstract 352)

Rohaizam Jaafar

Reassessing Operability in T4b Oral Cavity Squamous Cell Carcinoma: A Comparative Analysis of Radiological Classification and Surgeons' Perspective (Abstract 405)

Fizza Asif Qureshi

Enhanced Contact Laryngeal Endoscopy in Identifying Glottic Pre-Malignant & Malignant Lesions (Abstract 424)

Tabitha Shirani

In-Vitro Fabrication of Encapsulated Genipin-Crosslinked Gelatin Hydrogel with Mesenchymal Stem Cells for Vocal Fold Regeneration (Abstract 514)

Mawaddah Azman

Systematic Review and Meta-Analysis: Effect of Bupivacaine Epinephrine Infiltration in Tonsillectomy (Abstract 518)

Lee Teng Huei

Coblation Tonsillectomy - How I Tamed the Werewolf (Abstract 479)

Khairullah Anuar

Patients with Respiratory Symptoms a Survey of Self-Management and Healthcare - Seeking Behaviour in Thailand and the Philippines (Abstract 342)

Tan So Fie

0930 - 1030

Oral Paper 15: Rhinology & Skull Base Surgery

Moderators: Norasnieda Md Shukri / Bathma Dhevi Susibalan

Microdebrider Assisted Turbinoplasty for Nasal Obstruction with Inferior Turbinate Hypertrophy: A Systemic Review and Meta-Analysis (Abstract 148)

Nithya Kanesan

The Changing Epidemiology of Invasive Fungal Sinusitis in Khon Kaen, Thailand During 2000-2023AD (Abstract 336)

Paunchanit Warathisapong

Effects of Glove Finger versus Lidocaine Soaked Nasal Packing After Endoscopic Nasal Surgery: A Prospective Randomized Controlled Trial (Abstract 224)

Valeria Dell'era

Exploring Endoscopic Endonasal Nasopharyngectomy Outcomes: A Retrospective Analysis from Sarawak General Hospital (2013-2020) (Abstract 397)

Lim Li Yun

Classical vs Retrograde Endoscopic Dacryocystorhinostomy: Analyses and Comparison of the Results (Abstract 321)

Andrea Tozzi

DAILY PROGRAMME

27TH APRIL 2024 (SATURDAY)

Clinical Features and Treatment Strategies for Cavernous Sinus Thrombosis Caused by Invasive Fungal Sinusitis (Abstract 275)

Ru Tang

1030 - 1100 Tea Break / Exhibit Visit

1100 - 1200 **Oral Paper 17: Rhinology & Skull Base Surgery**

Moderators: Lim Iu Tong / Hanzali Jumastapha

Diagnostic Process for Differentiating Rhinologic and Non-Rhinogenic Pain and Headache Conditions (Abstract 226)

Thomas S Higgins, Jr

Effects of Nasal Lavage with and without Mupirocin After Endoscopic Endonasal Skull Base Surgery: A Randomized Controlled Study (Abstract 16)

Ng Boon Han Kevin

Radiological Analysis for Primary Endoscopic Nasopharyngectomy in EBV DNA Screening Detected Early Nasopharyngeal Carcinoma (Abstract 380)

Calvin Lai

Minimally Invasive, Tailored Transnasal Endoscopic Surgery for tumours of the Central Skull (Abstract 414)

Alberto Consuegra

Endoscopic Transoral Approach for Resection of Retro-styloid Parapharyngeal Space Tumours: Retrospective Analysis of 18 Patients (Abstract 10)

Lifeng Li

Musculoskeletal System Pain and Endoscopic Sinus Surgeon (Abstract 490)

Nabeel Hassan

1200 - 1300 **Lunch Symposium (Sanofi)** Sabah Room

1300 - 1330 **Keynote 4 (NAM)** Sabah Room

1330 - 1400 **Keynote 5 (Asean Skull Base Society)** Sabah Room

1400 - 1500 **Oral Paper 18: Rhinology & Skull Base Surgery**

Moderators: Dayang Suhana Abg Madzhi / Lim Li Yun

Functional Endoscopic Sinus Surgery Under Local Anaesthesia: Our Brief Experience (Abstract 461)

Intan Kartika Kamarudin

Advent of Artificial Intelligence in Patient Information Leaflets (Abstract 488)

Bethan McLeish

Assessing the Subjective and Objective Effects of Radioiodine Therapy on the Sense of Smell (Abstract 489)

Azin Tabari

Role of Mitomycin-C to Reduce Post Fess Adhesion and Ostial Stenosis (Abstract 495)

Fizza Asif Qureshi

Sinonasal Morbidity and Quality of Life After Endoscopic Transnasal Approaches to Skull Base Lesions: Review the Experience of a Referral Center in Iran (Abstract 499)

Azin Tabari

Microinvasive Fungal Rhinosinusitis: Proposal of a New Subtype in the Classification (Abstract 152)

Sun Jin Hwang

DAILY PROGRAMME
27TH APRIL 2024 (SATURDAY)

1600 - 1630 **Closing Ceremony**

1630 - 1700 Tea Break / Exhibit Visit

DAILY PROGRAMME
27TH APRIL 2024 (SATURDAY)

(Sarawak Room)

- 0800 - 1030 **Live Dissection Demonstration**
0800 - 0830 *Moderator: Amran Simanjuntak*
Endoscopic Turbinate Surgery
Zhenxiao Huang
- 0830 - 0930 *Moderator: Man Wai Chow*
Transmaxillary Approach to Pterygopalatine & Infratemporal Fossa
Nishit Shah
- 0930 - 1030 *Moderator: Kenichi Oyama*
Endoscopic Approach to the Cranio-Cervical Junction
Kyle Wu
- 1030 - 1100 Tea Break
- 1100 - 1140 **Live Dissection Demonstration**
Moderator: Revadi Govindaraju
Endoscopic Septal Surgery
Peter Valentin Tomazic
- 1200 - 1300 **Lunch Talk (GSK)**
Navigating Allergic Rhinitis Challenges Today
Sakinah Mohamad
- 1400 - 1600 **Live Dissection Demonstration**
Moderator: In Seok Moon
Endoscopic Ear Surgery
Daniele Marchioni

ACKNOWLEDGEMENTS

The Organising Committee of the 9th World Congress for Endoscopic Surgery of the Paranasal Sinuses, Skull Base, Brain and Spine would like to express its appreciation to the following for their support and contributions:

PLATINUM SPONSORS



UMMI Surgical
making a Difference

Karl Storz Endoscopy Asia Marketing Pte Ltd / UMMI Surgical Sdn Bhd

Medtronic

Medtronic Malaysia Sdn Bhd

GOLD SPONSOR

sanofi

Sanofi-Aventis (Malaysia) Sdn Bhd

SILVER SPONSORS



Evomedic Sdn Bhd

GSK

GSK Malaysia

ACKNOWLEDGEMENTS

BRONZE SPONSORS



Bio Pro Services




Carl Zeiss Sdn Bhd



Clearmind Biomedical Inc.



Cochlear
Sdn Bhd



Demed Solutions
Sdn Bhd



Easmed Sdn Bhd



Glenmark Pharmaceuticals
(M) Sdn Bhd



Hoe Pharmaceuticals
Sdn Bhd



Hyphens Pharma Sdn Bhd



iNova Pharmaceuticals
(Singapore) Pte Ltd



Jetpharma Sdn Bhd



Med-el Electronics Sdn Bhd



Mylan Healthcare Sdn Bhd
(a Viatris Company)



Olympus (Malaysia) Sdn Bhd



Primed Halberstadt
Medizintechnik GmbH



Riff Raff Pain Cast Sdn Bhd



Santosh Surgical Instrument



Schmidt Biomedtech
Sdn Bhd



Southern Crescent
Sdn Bhd



Sutter Medizintechnik
GmbH



SYS Healthcare Sdn Bhd

ORAL PRESENTATIONS

Abstract ID

- 004 SURGICAL STRATEGIES FOR ENDOSCOPIC MANAGEMENT OF INTRAVENTRICULAR ARACHNOID CYSTS**
William Gump
- 005 MINIMALLY INVASIVE TECHNIQUES FOR UPPER CERVICAL SPINE TRAUMA**
Ivan Lvov
- 006 ENDOSCOPIC TECHNOLOGIES FOR PERFORMING ANTERIOR APPROACH IN SURGERY OF COMPLICATED THORACIC AND LUMBAR SPINE TRAUMA**
Andrey Grin
- 007 ARE EFFICACY OF ENDOSCOPIC AND OPEN TECHNIQUES FOR SURGICAL TREATMENT OF DEGENERATIVE THORACIC SPINAL STENOSIS THE SAME?**
Anton Kordonskiy
- 010 ENDOSCOPIC TRANSORAL APPROACH FOR RESECTION OF RETRO-STYLOID PARAPHARYNGEAL SPACE TUMORS: RETROSPECTIVE ANALYSIS OF 18 PATIENTS**
Lifeng Li
- 011 NEUROENDOSCOPIC EVACUATION OF BASAL GANGLIA HEMORRHAGE VIA KEYHOLE APPROACH USING AN ADJUSTABLE CANNULA IN COMPARISON WITH CRANIOTOMY**
Hengzhu Zhang
- 014 ENDOSCOPIC VS MICROSCOPIC BUTTERFLY CARTILAGE INLAY MYRINGOPLASTY AND ITS EDUCATIONAL USEFULNESS AMONG TRAINEES**
Noor Dina Hashim
- 016 EFFECTS OF NASAL LAVAGE WITH AND WITHOUT MUPIROCIN AFTER ENDOSCOPIC ENDONASAL SKULL BASE SURGERY: A RANDOMIZED CONTROLLED STUDY**
Ng Boon Han Kevin
- 017 CERVICAL-TRANSORAL ROBOTIC NASOPHARYNGECTOMY: PRECLINICAL STUDY & REPORT OF FIRST CASES**
Moya-Plana
- 018 GENDER RELATED DIFFERENCES IN OUTCOMES AFTER FESS**
Arthur Wu
- 036 CLINICAL PROFILE OF PATIENTS DIAGNOSED WITH TRANSIENT DIABETES INSIPIDUS AFTER ENDOSCOPIC TRANSPHENOID PITUITARY ADENOMA RESECTION**
Ingrid Widjaya
- 037 COMPARATIVE ANALYSIS OF ENDOSCOPIC TRANSORBITAL APPROACH AND EXTENDED MINIPTERIONAL APPROACH FOR SPHENOID WING MENINGIOMAS WITH OSSEOUS INVOLVEMENT: PRELIMINARY SURGICAL RESULTS**
Hun Ho Park
- 040 DEVELOPMENT OF CADAVER SURGICAL TRAINING SYSTEM FOR NEURO-ENDOSCOPIC SURGERY TECHNIQUE AT NAGOYA UNIVERSITY**
Yoshio Araki
- 042 COMPLICATIONS OF ENDOSCOPIC ENDONASAL APPROACH TO THE SKULL BASE**
Mehdi Zeinalizadeh

ORAL PRESENTATIONS

Abstract ID

- 050** **MULTIPORTAL APPROACH FOR COMPARTMENTAL SURGERY OF ORAL CANCER EXTENDED TO THE MASTICATORY SPACE**
Remo Accorona
- 052** **ENDOSCOPIC ENDONASAL CYST FENESTRATION INTO THE SPHENOID SINUS USING THE MUCOSA COUPLING METHOD FOR RATHKE'S CLEFT CYST: A NOVEL METHOD FOR MAINTAINING CYST DRAINAGE TO PREVENT RECURRENCE**
Hiroyoshi Kino
- 055** **SURGICAL TREATMENT OF 3RD VENTRICLE CRANIOPHARYNGIOMAS IN ADULTS**
Matteo Zoli
- 057** **APPLICATION OF INTRA-OPERATIVE ULTRASONOGRAPHY IN ENDOSCOPIC ORBIT SURGERY**
Matteo Zoli
- 058** **ENDOSCOPIC ENDONASAL APPROACH TO CRANIO-VERTEBRAL JUNCTION CHORDOMAS**
Matteo Zoli
- 062** **ENDOSCOPIC ENDONASAL TRANSPHENOIDAL APPROACH VS MICROSCOPIC APPROACH TO SELLAR LESIONS: AN ASSESSMENT OF OPERATIVE OUTCOMES AND PATIENT IMPRESSIONS**
Ness Jerold Justo
- 064** **OPENING THE PALATOVAGINAL CANAL TO MAXIMIZING SPHENOIDOTOMY IN AN ENDOSCOPIC TRANSPHENOIDAL SURGERY; TECHNICAL NOTE**
Daisuke Ogawa
- 067** **THE CLINICAL AND MICROBIOME OUTCOMES OF MEDICAL TREATMENTS IN CHRONIC RHINOSINUSITIS: A DOUBLE-BLINDED, RANDOMIZED PLACEBO-CONTROLLED TRIAL**
Lisa Mary Cherian
- 068** **ENDOSCOPIC THYROIDECTOMY - ENT SURGEONS PERSPECTIVE**
Vivek Sasindran
- 069** **MINIMALLY INVASIVE RETROSIGMOID APPROACH**
Vivek Sasindran
- 070** **ENDOSCOPIC TRANS SPHENOID OPTIC NERVE DECOMPRESSION - 10 YEARS EXPERIENCE**
Vivek Sasindran
- 075** **LARYNGOMALACIA: A LONGITUDINAL OBSERVATIONAL STUDY IN A TERTIARY CENTRE**
Satesh Kumaran A/L Ganeson
- 077** **ENDONASAL ENDOSCOPIC REMOVAL OF JUVENILE NASOPHARYNGEAL ANGIOFIBROMA IN A TERTIARY CENTRE**
Cheah Siew Chung
- 085** **PAEDIATRIC ACUTE MASTOIDITIS - A SYSTEMIC REVIEW ON MANAGEMENT**
Anna Megow
- 086** **EFFICACY OF INTRATYMPANIC HIGH DOSE METHYLPREDNISOLONE COMPARED TO INTRATYMPANIC HIGH DOSE DEXAMETHASONE IN TREATMENT OF IDIOPATHIC SUDDEN SENSORINEURAL HEARING LOSS**
Anna Megow

ORAL PRESENTATIONS

Abstract ID

- 092 INTENDED NEAR-TOTAL REMOVAL OF KOOS GRADE IV VESTIBULAR SCHWANNOMAS: LONG TERM RESULTS IN A SINGLE CENTER COHORT**
Michel Roethlisberger
- 093 IMAGE-GUIDED SUPRATENTORIAL TEMPORARY CEREBROSPINAL FLUID DIVERSION DURING RETROSIGMOID CRANIOTOMY FOR LARGE CEREBELLO-PONTINE ANGLE LESIONS - A TECHNICAL NOTE**
Michel Roethlisberger
- 094 PREDICTION OF SPHENOID SINUS SEPTATION IN MAGNETIC RESONANCE IMAGING COMPARED TO COMPUTED TOMOGRAPHY FOR PRESURGICAL EVALUATION IN TRANSSPHEOIDAL PITUITARY SURGERY**
Michel Roethlisberger
- 102 CANAL WALL DOWN MASTOIDECTOMY FOR CHOLESTEATOMA: 5 YEARS EXPERIENCE**
Asfa Najmi Mohamad Yusof
- 103 ENDOSCOPIC TRANSORBITAL AND ENDONASAL APPROACH FOR TRIGEMINAL SCHWANNOMAS: A RETROSPECTIVE MULTICENTER ANALYSIS (KOREAN SOCIETY OF ENDOSCOPIC NEUROSURGERY, KOSEN-005)**
Doo-Sik Kong
- 111 RECONSTRUCTION OF THE ANTERIOR SKULL BASE USING NASOSEPTAL FLAP: A CADAVERIC FEASIBILITY STUDY AND ITS CLINICAL IMPLICATION**
Kyoung Su Sung
- 120 ENDOSCOPIC DACRYOCYSTORHINOSTOMY - 3 YEARS INTERDEPARTMENTAL TEAM APPROACH EXPERIENCE**
Ong Kai Ping
- 123 EFFECTS OF SOUND ON FUKUDA STEPPING TEST : IS IT ALRIGHT TO CONDUCT IT IN A NOISY CLINIC ROOM?**
Carren Teh
- 134 BODYTRAVELAPP: AN INTERACTIVE EAR ANATOMY VIRTUAL REALITY (VR) MOBILE APPLICATION FOR MEDICAL STUDENTS**
Khadijah Mohd Nor
- 136 ENDOSCOPIC TRANSORBITAL SURGERY - THE 50 CASES EXPERIENCE**
Calvin Mak
- 144 A REVIEW OF CLINICAL AND SURGICAL OUTCOMES OF ENDOSCOPIC ENDONASAL FOR PITUITARY TUMOUR RESECTION IN A TERTIARY CENTRE IN SARAWAK**
Eddie Lim Wei Ming
- 150 MICRODEBRIDER ASSISTED TURBINOPLASTY FOR NASAL OBSTRUCTION WITH INFERIOR TURBINATE HYPERTROPHY: A SYSTEMIC REVIEW AND META-ANALYSIS**
Nithya Kanesan
- 152 MICROINVASIVE FUNGAL RHINOSINUSITIS: PROPOSAL OF A NEW SUBTYPE IN THE CLASSIFICATION**
Sun Jin Hwang

ORAL PRESENTATIONS

Abstract ID

- 155 5-AMINOLEVULINIC ACID AND INDOCYANINE GREEN FLUORESCENCE IMAGING FOR NEUROENDOSCOPIC CYLINDER SURGERY OF BRAIN TUMORS**
Akihiro Mizuno
- 167 ENDOSCOPIC SKULL BASE SURGERY FOR PEDIATRIC CRANIOPHARYNGIOMAS**
Yong Hwy Kim
- 168 RECURRENCE RATE AND PROGNOSTIC FACTORS FOR THE ADULT CRANIOPHARYNGIOMAS IN LONG-TERM FOLLOW-UP**
Yong Hwy Kim
- 173 VASCULAR LOOP SYNDROME AND ITS OTOLOGICAL MANIFESTATION**
Shalini Ramasamy
- 176 PATIENT WELLBEING AND QUALITY OF LIFE AFTER NASOSEPTAL FLAP CLOSURE FOR ENDOSCOPIC SKULL BASE RECONSTRUCTION**
Mendel Castle-Kirszbaum
- 178 LOCAL SPHENOID MUCOSAL FLAPS FOR THE CLOSURE OF SKULL BASE DEFECTS AFTER ENDOSCOPIC ENDONASAL TRANSSPHEOIDAL SURGERY**
Mendel Castle-Kirszbaum
- 183 SURGICAL CORRIDOR SELECTION FOR PETROUS APEX CHORDOMA AND CHONDROSARCOMA**
Masahiro Tanji
- 184 ENDOSCOPIC ENDONASAL SURGERY FOR CRANIOPHARYNGIOMAS: OUR EXPERIENCE AND PERSPECTIVE**
Kentaro Horiguchi
- 196 USE OF ALLOGRAFTS IN SKULL BASE RECONSTRUCTION**
Caroline P Smith
- 206 NASAL, SELLAR, AND SPHENOID SINUS MEASUREMENTS IN PATIENTS UNDERGOING ENDOSCOPIC ENDONASAL SURGERY FOR PITUITARY ADENOMAS: IMPACT IN THE SURGICAL CORRIDOR AND OUTCOMES OF SURGERY**
Ness Jerold Justo
- 211 VARIATIONS IN THE ANATOMY OF THE FRONTAL RECESS AND FRONTAL SINUS IN FILIPINOS BASED ON THE INTERNATIONAL FRONTAL SINUS ANATOMY CLASSIFICATION**
Peter Simon R Jarin
- 221 EXTENDED ENDOSCOPIC ENDONASAL TRANSSPHEOIDAL APPROACH FOR TREATMENT OF OLFACTORY GROOVE MENINGIOMA: A 3 YEAR TERTIARY CENTRE EXPERIENCE**
Melanie Dowling
- 224 EFFECTS OF GLOVE FINGER- VERSUS LIDOCAINE-SOAKED NASAL PACKING AFTER ENDOSCOPIC NASAL SURGERY: A PROSPECTIVE RANDOMIZED CONTROLLED TRIAL**
Valeria Dell'era
- 225 NOVEL SYRINGOPLEURAL SHUNT TECHNIQUE USING MINIMALLY INVASIVE TUBULAR RETRACTOR SYSTEM: TECHNICAL NOTE, CASE SERIES, AND REVIEW OF THE LITERATURE**
Kesava Reddy
- 226 DIAGNOSTIC PROCESS FOR DIFFERENTIATING RHINOLOGIC AND NON-RHINOGENIC PAIN AND HEADACHE CONDITIONS**
Thomas S Higgins, Jr

ORAL PRESENTATIONS

Abstract ID

- 228 CLINICAL APPLICATION OF COLLAGEN FLEECE COATED WITH FIBRIN SEALANT FOR TRANSPHENOIDAL SURGERY - ALTERNATIVE METHODS OF TRADITIONAL METHODS FOR CSF LEAKAGE PREVENTION**
Jinmo Cho
- 243 ENDOSCOPIC TRANSORAL APPROACH TO THE JUGULAR FORAMEN REGION AND TUMOR RESECTION**
Lifeng Li
- 244 INTERNAL MAXILLARY ARTERY PRETREATMENT IS VALUABLE FOR BLEEDING CONTROL METHOD FOR INFRATEMPORAL FOSSA SURGERY**
Lifeng Li
- 245 COMPARISON OF EXPOSURE OF THE INTERNAL CAROTID ARTERY VIA THE TRANSNASAL AND TRANSORAL APPROACHES**
Lifeng Li
- 253 MAXIMIZATION OF ANTERIOR SPHENOIDOTOMY IN ENDOSCOPIC ENDONASAL TRANSPLANUM TRANSTUBERCULUM APPROACH WITH PRESERVATION OF OLFACTORY FUNCTION**
Takeshi Hongo
- 254 ENDOSCOPIC ENDONASAL TRANSMAXILLARY-PTERYGOID APPROACH FOR SKULL-BASE NON-VESTIBULAR SCHWANNOMAS IN 10 CONSECUTIVE PATIENTS**
Yusuke Morinaga
- 255 POSESS-STUDY (POSITIONING IN ENDOSCOPIC SKULL BASE SURGERY): SEMI-SITTING VERSUS SUPINE: INTERIM ANALYSIS OF A RANDOMIZED CONTROLLED TRIAL**
Michel Roethlisberger
- 256 PRELIMINARY REPORT OF FULLY ENDOSCOPIC MICROVASCULAR DECOMPRESSION; THE PERSPECTIVE OF LEARNING CURVE**
Hyuk-Jin Oh
- 261 LONG-TERM RECOVERY PATTERNS OF OLFACTORY FUNCTION AFTER TRANS-SPHENOIDAL APPROACH WITH NASOSEPTAL FLAP ELEVATION**
Ji Won Lee
- 262 EXPANDED ENDOSCOPIC APPROACH - A GAME CHANGER IN THE MANAGEMENT OF SKULL BASE OSTEOMYELITIS**
Regi Thomas
- 263 EXPLORING THE LIMITS OF SHUNT ENDOSCOPY IN CHILDREN**
William Gump
- 264 PRELIMINARY REPORT OF FULLY ENDOSCOPIC MICROVASCULAR DECOMPRESSION; THE PERSPECTIVE OF LEARNING CURVE**
Hyuk-Jin Oh
- 265 VARIOUS SELLAR RECONSTRUCTION TECHNIQUES IN CASES WITH GRADE 1 & 2 CSF LEAKAGE DURING ENDOSCOPIC TRANSPHENOIDAL APPROACH (ETSA)**
Young Il Kim
- 266 SURGICALLY MANAGED SYMPTOMATIC ECCHORDOSIS PHYSALIPHORA: A SYSTEMATIC REVIEW**
Pei Yinn Toh

ORAL PRESENTATIONS

Abstract ID

- 270 **EARLY EXPERIENCE WITH THE ENDOSCOPIC TRANSORBITAL APPROACH FOR VARIOUS TYPES OF BRAIN TUMORS**
Youngbeom Seo
- 271 **APPLICATIONS OF VASCULARIZED PERICRANIAL FLAPS IN ENDOSCOPIC SKULL BASE SURGERIES**
Weitian Zhang
- 272 **COMPARISON OF LOCATIONS, MANAGEMENT, AND OUTCOMES BETWEEN TRAUMATIC AND NON-TRAUMATIC CEREBROSPINAL FLUID LEAKS**
Weitian Zhang
- 274 **INCREASED PREVALENCE OF ASPIRATION PNEUMONITIS IN SPONTANEOUS CEREBROSPINAL FLUID LEAKS**
Ru Tang
- 275 **CLINICAL FEATURES AND TREATMENT STRATEGIES FOR CAVERNOUS SINUS THROMBOSIS CAUSED BY INVASIVE FUNGAL SINUSITIS**
Ru Tang
- 276 **ENDOSCOPIC ENDONASAL SURGERY FOR CRANIOPHARYNGIOMAS: OUR EXPERIENCE AND TECHNIQUES FOR TRUE HYPOTHALAMUS PRESERVATION**
Kentaro Horiguchi
- 277 **A BETTER WAY TO MONITOR FOR POLYP RECURRENCE: THE POSTOPERATIVE POLYP SCALE (POPS)**
Arthur Wu
- 278 **THE EFFECT OF RACE ON CHRONIC RHINOSINUSITIS WITH NASAL POLYPS**
Arthur Wu
- 279 **COMPLETE CLOSURE OF THE SKULL BASE WITH SUTURING IN ENDOSCOPIC ENDONASAL SURGERY**
Yudo Ishii
- 280 **DEMOGRAPHICS OF ENDOSCOPIC TRANSNASAL REMOVAL OF ANTERIOR CRANIAL FOSSA MENINGIOMAS IN SARAWAK GENERAL HOSPITAL**
Low Yong Lee
- 287 **TEMPORALIS MUSCLE & PERICRANIAL FLAP AS A NOVEL RECONSTRUCTION TECHNIQUE FOR THE ANTERIOR AND MIDDLE CRANIAL FOSSAE FOLLOWING ENDOSCOPIC TRANSORBITAL APPROACH**
Kesava Reddy
- 288 **PUSHING BOUNDARIES: EXTENDING THE TRANSODONTOID ENDOSCOPIC ENDONASAL APPROACH FOR CRANIOVERTEBRAL JUNCTION PATHOLOGIES**
Kesava Reddy
- 292 **ENDOSCOPIC MANAGEMENT OF CEREBROSPINAL FLUID RHINORRHEA: STUDY OVER 11 YEARS**
Sevil Nasirmohtaram
- 293 **TRANSORAL ENDOSCOPIC APPROACH FOR SKULL BASE LESIONS: 10-YEAR EXPERIENCE OF A SINGLE TERTIARY CENTER**
Sevil Nasirmohtaram

ORAL PRESENTATIONS

Abstract ID

- 297 FACTORS CONTRIBUTING TO SPHENOID SINUS VOLUME AND ITS RELATION TO ISOLATED SPHENOID FUNGAL SINUSITIS**
Jasmine Kho
- 300 ATTACHMENT-ORIENTED ENDOSCOPIC SURGICAL MANAGEMENT FOR INVERTED PAPILLOMAS IN THE NASAL CAVITY AND PARANASAL SINUSES**
Seiichiro Makihara
- 303 SELLAR RECONSTRUCTION METHOD AND HEALING PROCESS IN SPHENOID SINUS IN ENDOSCOPIC ENDNASAL SURGERY FOR PITUITARY TUMORS**
Mao Yokota
- 305 FREQUENCY OF INTERNATIONAL FRONTAL SINUS ANATOMY CLASSIFICATION CELLS IN THE KOREAN POPULATION AND ITS RELATION TO FRONTAL SINUSITIS**
Jasmine Kho Pei Ying
- 306 CHRONIC INFLAMMATION AFFECTS BOTH THE UPPER AND LOWER AIRWAY IN BOTH OBSTRUCTIVE SLEEP APNEA (OSA) AND LARYNGOTRACHEAL STENOSIS (LTS): SHOULD WE CHANGE OUR MANAGEMENT?**
Nor Amizan Binti Mohd Sabri
- 314 ANTERIOR ENDOSCOPIC SUBLABIAL TRANSMAXILLARY ACCESS TO MIDDLE CRANIAL BASE LESIONS**
Seyed Mousa Sadrehosseini
- 316 CLINICAL OUTCOMES IN TRANSSPHEOIDAL SURGERY FOR PITUITARY NEUROENDOCRINE TUMOR: A LOCAL DATA**
Ng Pei Meng
- 319 ENDOSCOPIC TRANSNASAL/SUPRA-ORBITAL SURGICAL STRATEGY FOR INTRA-ORBITAL TUMOR**
Shinichi Origuchi
- 320 PERICRANIAL FLAP-BASED MULTILAYER RECONSTRUCTION OF ENDOSCOPIC TRANSCRIBIFORM CRANIECTOMY FOR SINONASAL MALIGNANCIES**
Giuseppe Ferrulli
- 321 CLASSICAL VS RETROGRADE ENDOSCOPIC DACRYOCYSTORHINOSTOMY: ANALYSES AND COMPARISON OF THE RESULTS**
Andrea Tozzi
- 322 SURGERY TO TREAT CANCER OF THE EAR AND TEMPORAL BONE AT A TERTIARY HOSPITAL IN HO CHI MINH CITY, VIETNAM**
Pham Trung Viet
- 323 ANTERIOR ENDOSCOPIC SKULL BASE SURGERY IN PEDIATRIC PATIENTS: AN OUTCOME STUDY FROM 2010 TO 2021**
Farhad Arbabzadeh
- 325 INTRAOPERATIVE REAL-TIME NEAR-INFRARED IMAGE-GUIDED ENDOSCOPIC ENDONASAL SURGERY FOR PITUITARY TUMORS BY DELAYED WINDOW INDOCYANINE GREEN TECHNIQUE**
Jun Muto
- 326 TRANSORAL ROBOTIC NEUROSURGERY FOR SKULL BASE SURGERY: SURGICAL DESCRIPTION OF A CADAVERIC STUDY**
Jun Muto

ORAL PRESENTATIONS

Abstract ID

- 327 SAGITTAL BENDING OF THE OPTIC NERVE AT THE ENTRANCE FROM THE INTRACRANIAL TO THE OPTIC CANAL AND IPSILATERAL VISUAL ACUITY IN PATIENTS WITH SELLAR AND SUPRASellar LESIONS**
Rei Yamaguchi
- 330 MALIGNANT OTITIS EXTERNA: A REVIEW OF MANAGEMENT OUTCOMES**
Kailesh Pujary
- 336 THE CHANGING EPIDEMIOLOGY OF INVASIVE FUNGAL SINUSITIS IN KHON KAEN, THAILAND DURING 2000-2023AD**
Paunchanit Warathisapong
- 338 VESTIBULAR MIGRAINE: INSIGHTS FROM OTORHINOLARYNGOLOGY CLINIC, HOSPITAL KUALA LUMPUR**
Amirah Binti Sufian
- 341 ANATOMICAL VARIATIONS OF THE ASCENDING PHARYNGEAL ARTERY: IMPLICATIONS FOR ENDOSCOPIC SURGERY IN THE PARAPHARYNGEAL SPACE**
Liang Wang
- 342 PATIENTS WITH RESPIRATORY SYMPTOMS A SURVEY OF SELF-MANAGEMENT AND HEALTHCARE - SEEKING BEHAVIOR IN THAILAND AND THE PHILIPPINES**
Tan So Fie
- 343 SKULL BASE REPAIR WITH BIORESORBABLE SCAFFOLD**
Chaiyot Siangprasertkij
- 344 INFLUENCE OF PRIOR ENDOSCOPIC SINUS SURGERY EXTENT ON DUPILUMAB EFFECTIVENESS IN CRSWNP PATIENTS**
Hui Davide Qiu
- 345 A MULTI-CENTRE RETROSPECTIVE SURGICAL AUDIT OF MYRINGOPLASTY**
Ng Syiao Wei
- 346 5-ALA GUIDED ENDOSCOPIC RESECTION OF INTRINSIC GLIOBLASTOMA**
Ryosuke Mori
- 347 THE LONG-TERM SUCCESS OF ENDOSCOPIC TUMOR BIOPSY AND CEREBROSPINAL FLUID DIVERSION OF INTRACRANIAL GERMINOMA PATIENTS IN RAMATHIBODI HOSPITAL**
Wasawat Muninthorn
- 348 LONG TERM RESULTS OF SPONTANEOUS NASAL CSF LEAK REPAIR USING A SINGLE LAYER MUCOPERICHONDRIAL GRAFT**
Nicola Bisi
- 351 P16 EXPRESSION OF HUMAN PAPILLOMA VIRUS (HPV) IN SALIVARY GLANDS TUMOURS**
Rohaizam Bin Jaafar
- 352 CHEMICAL INDUCTION OF TONGUE SQUAMOUS CELL CARCINOMA FOR PRECLINICAL NANOPARTICLE BASED PHOTODYNAMIC THERAPY (PDT) STUDY**
Rohaizam Bin Jaafar
- 353 PILOT STUDY ON CORRELATION BETWEEN BLOOD AND TISSUE EOSINOPHILIA WITH CLINICAL SEVERITY OF CHRONIC RHINOSINUSITIS**
Yeoh Zhi Xiang

ORAL PRESENTATIONS

Abstract ID

- 354 PEDICLE DISTRIBUTION AND BONE THICKENING TENDENCY OF SINONASAL INVERTED PAPILLOMAS AT OUR HOSPITAL**
Teru Ebihara
- 355 RETROSPECTIVE ANALYSIS OF THE CLINICAL IMPACT OF INTRAVENOUS TRANEXAMIC ACID IN FUNCTIONAL ENDOSCOPIC SINUS SURGERY FOR SEVERE CHRONIC RHINOSINUSITIS**
Siti Sarah Binti Che Mohd Razali
- 357 RADIOLOGIC INDICES AS PREDICTORS FOR ENDOSCOPIC TRANS-ORAL VS ENDONASAL APPROACH IN CRANIOCERVICAL JUNCTION CHORDOMA**
Sara Hanaei
- 360 THE BI-NASAL NASAL SEPTAL APPROACH (BNTSA) IN ENDOSCOPIC ENDONASAL SKULL BASE SURGERY**
Naoya Nishida
- 364 LONG-TERM PATIENT REPORTED OUTCOME MEASURES POST ENDOSCOPIC SINUS SURGERY: PERSPECTIVE FROM A UK REGIONAL TERTIARY CENTRE**
Zhu Hui Yeap
- 365 SUBLINGUAL IMMUNOTHERAPY FOR ALLERGIC RHINITIS: EARLY EXPERIENCE AND CHALLENGES IN MALAYSIAN GOVERNMENTAL HOSPITAL**
Khoo Jing Hern
- 372 EXPERIENCE WITH THE “NOSTRIL PROTECTOR”, DEVELOPED TO PREVENT MDRPU IN ENDOSCOPIC SINUS SURGERY**
Kunihide Aoishi
- 374 QUALITY OF SLEEP AMONG SHIFT WORK NURSES AT THE BAGUIO GENERAL HOSPITAL: A PILOT CROSS - SECTIONAL STUDY**
Kathrynne Endenna Solang Andaya
- 379 USEFULNESS OF ENDOSCOPY-ASSISTED ANTERIOR TRANSPETROSAL APPROACH**
Shunsuke Shibao
- 380 RADIOLOGICAL ANALYSIS FOR PRIMARY ENDOSCOPIC NASOPHARYNGECTOMY IN EBV DNA SCREENING DETECTED EARLY NASOPHARYNGEAL CARCINOMA**
Calvin Lai
- 387 ENDOSCOPIC REPAIR OF CSF RHINORRHOEA WITH INTRATHECAL FLOURESCIN: OUR EARLY EXPERIENCE**
Ng Wei Ping
- 395 SINGLE-LAYER FASCIA PATCHWORK CLOSURE USING DEEP SUTURING TECHNIQUE IN THE EXTENDED ENDOSCOPIC TRANSSPHEOIDAL TRANSTUBERCULUM TRANSPLANUM APPROACH**
Masahiko Tosaka
- 396 THE USEFULNESS OF JOINT SURGERY USING AN ENLARGED INFERIOR TEMPORAL FOSSA APPROACH BASED ON ANATOMY**
Kentaro Watanabe
- 397 EXPLORING ENDOSCOPIC ENDONASAL NASOPHARYNGECTOMY OUTCOMES: A RETROSPECTIVE ANALYSIS FROM SARAWAK GENERAL HOSPITAL (2013-2020)**
Lim Li Yun

ORAL PRESENTATIONS

Abstract ID

- 402 OPTIMIZING HEAD AND NECK CANCER PATIENT MANAGEMENT: THE CRUCIAL CONTRIBUTIONS OF MULTIDISCIPLINARY TUMOR BOARD DECISION-MAKING**
Fizza Asif Qureshi
- 405 REASSESSING OPERABILITY IN T4B ORAL CAVITY SQUAMOUS CELL CARCINOMA: A COMPARATIVE ANALYSIS OF RADIOLOGICAL CLASSIFICATION AND SURGEONS' PERSPECTIVE**
Fizza Asif Qureshi
- 411 ENDOSCOPIC REPAIR OF CEREBROSPINAL FLUID RHINORRHEA - AN EXPERIENCE IN A TERTIARY CARE HOSPITAL IN SOUTH INDIA**
Jigisa Tripathy
- 413 INDIVIDUALLY TAILORED MINIMALLY INVASIVE ENDOSCOPIC EDOSCOPIC TRANSNASAL REMOVAL OF LARGE CLIVAL CHORDOMAS. MONONOSTRIL VS. BINOSTRIL APPROACHES**
Alberto Consuegra
- 414 MINIMALLY INVASIVE, TAILORED TRANSNASAL ENDOSCOPIC SURGERY FOR TUMORS OF THE CENTRAL SKULL**
Alberto Consuegra
- 415 ONEUROLOGY & LATERAL SKULL BASE SURGERY: OUR EXPERIENCES**
A Satya Kiran
- 416 TRANSNASAL ENDOSCOPIC SURGICAL REPAIR OF CEREBROSPINAL FLUID (CSF) RHINORRHEA BY INFERIOR TURBINATE GRAFTS**
Muhammad Saleem
- 417 ENDOSCOPIC TRANSNASAL CLOSURE OF SECONDARY MENINGOENCEPHALOCELES CAUSED BY RAISED INTRACRANIAL PRESSURE**
Horváth B
- 418 ONCOLOGIC OUTCOMES AFTER ANTERIOR SKULL BASE RESECTION FOR LOCALLY ADVANCED SINONASAL MALIGNANCIES**
Moya-Plana
- 422 TRANSORBITAL NEUROENDOSCOPIC SURGERY (TONES), THE LATIN AMERICAN EXPERIENCE. INDICATIONS BEYOND TUMORAL PATHOLOGY**
Javier M Saavedra
- 424 ENHANCED CONTACT LARYNGEAL ENDOSCOPY in IDENTIFYING GLOTTIC PRE-MALIGNANT & MALIGNANT LESIONS**
Tabitha Shirani
- 425 EFFICACY AND OUTCOMES OF ENDOSCOPIC SUBTEMPORAL KEYHOLE APPROACH IN SKULL BASE SURGERY**
Je Beom Hong
- 431 NASAL NITRIC OXIDE: UNVEILING THE RELATIONSHIP OF CHRONIC RHINOSINUSITIS WITH BRONCHIAL ASTHMA**
Wong Bao Ling
- 433 THE ROLE OF VESTIBULAR TESTING PRE AND POST COCHLEAR IMPLANT**
Nor Eyzawiah Hassan
- 435 HURDLE OF GIANT PITUITARY ADENOMA IN ACHIEVING TOTAL RESECTION**
Wan-Soo Yoon

ORAL PRESENTATIONS

Abstract ID

- 438** **ENDOSCOPIC TRANSPHENOIDAL SURGERY FOR FUNCTIONAL PITUITARY ADENOMA: SHIFTING PARADIGMS TOWARDS PSEUDOCAPSULE-BASED RESECTION**
Ng Wei Ping
- 442** **THE ROLE OF EARLY OPTIC NERVE DECOMPRESSION IN COMBINED TREATMENT OF OPTIC NEUROPATHY**
Hazan Basak
- 444** **TREATMENT OF LUMBAR SPINAL STENOSIS WITH UNILATERAL BIPORTAL ENDOSCOPIC TECHNIQUE: CLINICAL EXPERIENCE AND EARLY RESULTS**
Péter Banczerowski
- 445** **TREATMENT OF LUMBAR DISC HERNIATION WITH UNILATERAL BIOPORTAL ENDOSCOPIC TECHNIQUE: CLINICAL EXPERIENCE AND EARLY RESULTS**
György Berényi
- 446** **A REVIEW OF CLINICAL AND SURGICAL OUTCOMES OF EXPANDED ENDOSCOPIC ENDONASAL SKULL BASE SURGERY IN A TERTIARY CENTRE IN SARAWAK**
Eddie Lim Wei Ming
- 451** **THE BIRMINGHAM AI APPROACH: A NOVEL COMBINED SIMULTANEOUS ANTERIOR AND LATERAL SKULL BASE APPROACH TO PETROCLIVAL LESIONS - A CASE SERIES FROM QUEEN ELIZABETH HOSPITAL BIRMINGHAM**
Asiya Kamber Zaidi
- 452** **ENDOSCOPIC ENDONASAL TRANSPHENOIDAL RESECTION OF PITUITARY TUMOUR: SURGICAL OUTCOMES OF 79 PITUITARY ADENOMAS AT A TERTIARY CENTRE IN SARAWAK**
Saktivadivelu A/L Letchmanan
- 460** **EARLY EXPERIENCE WITH ROBOT-ASSISTED CYSTO-VENTRICULOSTOMY**
Loránd Erőss
- 461** **FUNCTIONAL ENDOSCOPIC SINUS SURGERY UNDER LOCAL ANAESTHESIA: OUR BRIEF EXPERIENCE**
Intan Kartika Kamarudin
- 467** **COMPLICATIONS OF COCHLEAR IMPLANTATION: LESSON LEARNT FROM 20 YEARS' EXPERIENCE**
Muhammad Syafiq Hilmi Bin Musa
- 479** **COBLATION TONSILLECTOMY - HOW I TAMED THE WEREWOLF**
Khairullah Anuar
- 481** **FACIAL SCHWANNOMA: WHEN TO DO SURGERY?**
Asma Binti Abdullah
- 485** **VISUAL OUTCOMES AFTER ENDOSCOPIC ENDONASAL TRANSPHENOIDAL RESECTION OF PITUITARY NEUROENDOCRINE TUMORS**
Nuri Eralp Çetinalp
- 487** **COMPARATIVE ANALYSIS OF ENDOSCOPIC AND MICROSURGICAL APPROACHES FOR THIRD VENTRICLE COLLOID CYSTS: A RETROSPECTIVE STUDY**
Nuri Eralp Çetinalp
- 488** **ADVENT OF ARTIFICIAL INTELLIGENCE IN PATIENT INFORMATION LEAFLETS**
Bethan Mcleish

ORAL PRESENTATIONS

Abstract ID

- 489 ASSESSING THE SUBJECTIVE AND OBJECTIVE EFFECTS OF RADIOIODINE THERAPY ON THE SENSE OF SMELL**
Azin
- 493 MUSCULOSKETELAK SYSTEM PAIN AND EDNOSCOPIC SINUS SURGEON**
Nabeel Hassan
- 495 ROLE OF MITOMYCIN-C TO REDUCE POST FESS ADHESION AND OSTIAL STENOSIS**
Fizza Asif Qureshi
- 496 ROLE OF CT-SCAN IN ASSESSMENT OF ANATOMICAL VARIANTS OF NASAL CAVITY AND PARANASAL SINUSES**
Fizza Asif Qureshi
- 498 BREAKING BOUNDARIES: A COMBINED SIMULTANEOUS ENDONASAL AND TRANSORBITAL APPROACH TO SPHENOID WING MENINGIOMAS - A CASE SERIES FROM QUEEN ELIZABETH HOSPITAL BIRMINGHAM**
Tabitha Mohanarajah
- 499 SINONASAL MORBIDITY AND QUALITY OF LIFE AFTER ENDOSCOPIC TRANSNASAL APPROACHES TO SKULL BASE LESIONS: REVIEW THE EXPERIENCE OF A REFERRAL CENTER IN IRAN**
Azin Tabari
- 502 MANAGEMENT OF ANTICOAGULANTS IN PATIENTS WITH EPISTAXIS**
Sasa Shakya
- 507 A VERY MINIMALLY INVASIVE ENDOSCOPIC CYSTO-CISTERNOSTOMY APPROACH FOR RETROCEREBELLAR ARACHNOID CYSTS**
Manoj Krishnan
- 509 THE ASSOCIATION OF RADIOLOGIC INDICES WITH POSTOPERATIVE OUTCOMES OF ENDOSCOPIC ENDONASAL SURGERY IN PEDIATRIC CRANIOPHARYNGIOMA**
Sara Hanaei
- 510 5-YEAR EXPERIENCE IN FUNCTIONAL ENDOSCOPIC SINUS SURGERY UNDER LOCAL ANAESTHESIA**
Ng Boon Han Kevin
- 511 OUTCOMES OF ENDOSCOPIC ENDONASAL TRANSSPHENOIDAL SURGERY FOR NON-FUNCTIONAL PITUITARY ADENOMA**
Sara Hanaei
- 512 THE EFFECT OF THE COVID-19 PANDEMIC ON EPISTAXIS AND ANAEMIA IN PATIENTS WITH HEREDITARY HAEMORRHAGIC TELANGIECTASIA (HHT) IN CENTRAL SOUTH AFRICA**
Riaz Seedat
- 514 IN-VITRO FABRICATION OF ENCAPSULATED GENIPIN-CROSSLINKED GELATIN HYDROGEL WITH MESENCHYMAL STEM CELLS FOR VOCAL FOLD REGENERATION**
Mawaddah Azman
- 517 A 10-YEAR REVIEW OF SINONASAL CARCINOMA AND OUTCOME OF MANAGEMENT AT A SINGLE INSTITUTION**
David Yee Leong Wai

ORAL PRESENTATIONS

Abstract ID

- 518 SYSTEMATIC REVIEW AND METANALYSIS: EFFECT OF BUPIVACAINE EPINEPHRINE INFILTRATION IN TONSILLECTOMY**
Lee Teng Huei
- 519 COCHLEAR APERTURE STENOSIS; A FORGOTTEN AETIOLOGY OF NON-SYNDROMIC CONGENITAL SINGLE SIDED DEAFNESS**
Iylia Ajmal Othman
- 524 SURGICAL OUTCOMES OF ENDOSCOPIC DACRYOCYSTORHINOSTOMY WITH MUCOSAL FLAP REMOVAL TECHNIQUE: A 3-YEAR STUDY IN A TERTIARY CARE HOSPITAL IN CENTRAL INDIA**
Kiran Kumar Prathipati
- 525 REGENERATED OXIDIZED CELLULOSE AS A SEALANT AND ADHESIVE IN ENDOSCOPIC ENDONASAL SKULL BASE RECONSTRUCTION**
Ashwin Gajendran Vedhapoodi
- 527 APPROACH TO SPHENOID SINUSES: PNEUMATISATION AND ANATOMICAL VARIANTS - WHAT THE SURGEON NEEDS TO KNOW TO AVOID INTRAOPERATIVE COMPLICATIONS?**
Venus Tilavat

POSTER PRESENTATIONS

Abstract ID

- 012 ZYGOMATIC ROOT ABSCESS: A RARE ENTITY NOT TO BE FORGOTTEN!**
Chow Xiao Hong
- 013 RECURRENT SPONTANEOUS NASAL SEPTAL HEMATOMA AND ABSCESS: A RARE MANIFESTATION OF LEUKEMIA**
Chow Xiao Hong
- 015 ENDOSCOPIC REPOSITIONING OF ABERRANT CAROTID ARTERY IN MIDDLE EAR**
Noor Dina Hashim
- 026 MODIFICATION OF SEPTAL WINDOW TO IMPROVE ANGLED ENDOSCOPIC VIEW FOR BEYOND MAXILLARY SINUS**
Boo-Young Kim
- 027 CLINICAL CHARACTERISTICS AND ENDOSCOPIC ENDONASAL REMOVAL OF FOREIGN BODIES WITHIN SINUSES, ORBIT, AND SKULL BASE**
Yihui Wen
- 030 ACTH-SECRETING ESTHESIONEUROBLASTOMA**
Paulo Angelo Catindig
- 031 TUMOR RESECTION AROUND THE AQUEDUCT OF SYLVIVUS WITH FLEXIBLE NEUROENDOSCOPE: TECHNICAL CASE REPORT**
Takayuki Ishikawa
- 035 AN EXTENSIVE RECURRENT ANGIOLEIOMYOMA OF NASAL CAVITY - A RARE CASE REPORT**
Ashwin V G
- 038 KLEBSIELLA SINUSITIS MASQUERADING AS INVASIVE FUNGAL SINUSITIS IN IMMUNOCOMPROMISED PATIENT: A CASE REPORT**
Nur Hanisah Abd Nasir
- 041 ENDOSCOPIC APPROACH TO THE CVJ CHORDOMAS: ENDONASAL OR TRANSORAL?**
Mehdi Zeinalizadeh
- 043 A CASE OF SURVIVAL AFTER COMPLETE TRACHEAL CUT IN A PSYCHIATRIC PATIENT: A CASE REPORT**
Nur Hanisah Abd Nasir
- 047 OSSEOUS CHORISTOMA OF THE TONGUE: A RARE ENTITY**
Dilpreet Kaur A/P Gurmeet Singh
- 048 TUBERCLE OF ZUCKERKANDL - A RELIABLE LANDMARK FOR RECURRENT LARYNGEAL NERVE IN THYROID SURGERY**
Ashwin V G
- 049 A CASE OF ATYPICAL LEMIERRE'S SYNDROME**
Ashwin V G
- 051 AN ENIGMATIC SYNCHRONOUS NASAL MASS**
Komalar A/P Ponnuruvelu
- 053 ATYPICAL NPC PRESENTATION IMPOSING A DIAGNOSTIC CHALLENGE**
Siti Nazira Abdullah

POSTER PRESENTATIONS

Abstract ID

- 054 GIANT SPINDLE CELL/PLEOMORPHIC LIPOMA OF ANTERIOR NECK**
Siti Nazira Abdullah
- 059 ENDOSCOPIC TRANSORBITAL APPROACH TO SPHENO-ORBITAL TUMORS**
Matteo Zoli
- 065 POSTERIOR AURICULAR MYIASIS AND SQUAMOUS CELL CARCINOMA: A CASE REPORT**
Mohamed Iliyas Bin Sultan Abdul Kader
- 071 TRANSPTERYGOID APPROACHES - OUR EXPERIENCE**
Vivek Sasindran
- 072 MUCOCELES OF PARANASAL SINUSES**
Vivek Sasindran
- 073 PAPILLARY THYROID CARCINOMA WITH FLORID CUTANEOUS METASTASIS: MANAGEMENT DILEMMAS**
Nur Sa'adah Mohamad
- 074 ECCRINE POROCARCINOMA OF THE PINNA: A RARE MALIGNANCY AT A RARER LOCATION**
Satesh Kumaran A/L Ganeson
- 076 DELAYED CAROTICOCAVERNOUS FISTULA WITHOUT VASCULAR INJURY FOLLOWING TRANSSPHENOIDAL EXCISION OF A TUBERCULUM SELLAE MENINGIOMA - A FIRST CASE REPORT**
Jesse Zen Ngui
- 080 TRAUMATIC BILATERAL FACIAL NERVE PALSY: A 10 YEARS RETROSPECTIVE STUDY**
V Sha Kri A/L Eh Dam
- 084 TWO-STAGED SURGERY AS AN ALTERNATIVE STRATEGY FOR GIANT PITUITARY ADENOMA**
Tzu-Fen Huang
- 087 SINONASAL POLYMORPHOUS LOW-GRADE ADENOCARCINOMA WITH DISTANT LUNG METASTASIS - A CASE REPORT**
Tengchin Wang
- 088 THE EPIPHANY OF SCHNEIDERIAN PAPILLOMA OF THE EXTERNAL AUDITORY CANAL**
Nur'afeena Al Fahmi Binti Abdul Kashaf
- 089 FOURTH BRANCHIAL POUCH SINUS - A RARE, OFTEN MISDIAGNOSED CONGENITAL ANOMALY**
Rachel Lim Cui Ai
- 090 COMBINED SURGICAL APPROACH FOR A TRIGEMINAL SCHWANNOMA RESECTION**
Nur Aida Razuan
- 091 NASOLACRIMAL-CUTANEOUS FISTULA: AN RARE COMPLICATION OF FUNCTIONAL ENDOSCOPIC SINUS SURGERY**
Tung Siew Yoong, Joanne
- 096 UNEXPECTED EXTREMELY RARE UPPER AERODIGESTIVE TRACT FOREIGN BODY: STINK BEAN POD**
V Sha Kri A/L Eh Dam
- 097 IATROGENIC LARYNGOTRACHEAL TRAUMA: HIGH INDEX OF SUSPICIOUS IN EMERGENCY INTUBATION PATIENT**
V Sha Kri A/L Eh Dam

POSTER PRESENTATIONS

Abstract ID

- 098 SELF EXTRUSION OF UNUSUAL SIZE SUBMANDIBULAR SIALOLITH**
V Sha Kri A/L Eh Dam
- 099 UNEXPECTED NASAL FOREIGN BODY**
V Sha Kri A/L Eh Dam
- 100 RHINOENTOMOPHTHOROMYCOSIS DUE TO CONIDIOBOLUS CORONATUS: A CASE REPORT OF RARE FUNGAL INFECTION MIMICKING RHINOGENIC TUMOUR**
Khairul Naimah Binti Abdul Rashid
- 104 SPHENOID SINUS CSF LEAKS**
Vivek Sasindran
- 105 A CASE REPORT: RECURRENT MYOFIBROBLASTIC TUMOUR OF LARYNX**
Suhaila Binti Ruslan
- 106 A RARE CASE OF PLEOMORPHIC ADENOMA OF LATERAL NASAL WALL**
Ng Wei Qi
- 107 COLLUMELA SQUAMOUS CELL CARCINOMA: A RARE CASE REPORT**
Piriya Darishini A/P Renganathen
- 109 SEPTAL SCHWANNOMA: AN UNUSUAL CAUSE OF UNILATERAL NASAL OBSTRUCTION**
Ahmad Zulfadli Bin Mohd Nasir
- 110 AXILLARY LYMPH NODE METASTASES IN POST-TREATMENT NASOPHARYNGEAL CARCINOMA ARE REGIONAL OR DISTANT DISEASE? A CASE SERIES AND REVIEW OF THE LITERATURE**
Lum Sai Guan
- 113 A CASE OF OLFACTORY NEUROBLASTOMA REMOVEDREMOVED BY TRANSORBITAL NEUROENDOSCOPIC SURGERY (TONES)**
Kojiro Hirano
- 114 A CASE OF ODONTOGENIC SINUSITIS WITH PERAPICAL CYST REMOVED BY ENDOSCOPIC MODIFIED MEDIAL MAXILLECTOMY (EMMM)**
Shuhei Uruma
- 116 GIANT SCHWANNOMA OF LEFT MAXILLARY SINUS - A RARE CASE REPORT**
Muhammad Adzha Bin Musa
- 117 HYBRID RECONSTRUCTION OF THE ANTERIOR SKULL BASE FOLLOWING EXTENDED ENDOSCOPIC TRANSNASAL RESECTION OF SKULL BASE TUMOURS**
Hiu Lam Ip
- 118 LYMPHOEPITHELIAL CA**
Carren Teh
- 121 ISOLATED AURICULAR RELAPSING POLYCHONDritis**
Johannas Bin Mohd Yusof
- 122 TEMPORAL BONE FIBROUS DYSPLASIA IN AN ADOLESCENT**
Johannas Bin Mohd Yusof
- 124 NEUROFIBROMA OF NASAL CAVITY: A COMMON PRESENTATION OF AN UNCOMMON DISEASE**
Iffah Salim

POSTER PRESENTATIONS

Abstract ID

- 125** **ENDOSCOPIC LARYNGEAL MICROSURGERY: COLD INSTRUMENTATION VS POWERED TOOL MICRODEBRIDER**
Norazila Abdul Rahim
- 127** **IDENTITY CRISIS - COMMON TUMORS IN EXCEPTIONAL LOCATIONS, A CASE SERIES**
Thilaga A/P Rajendran
- 128** **POTT'S PARAPLEGIA**
Jeyasakthy Saniasiaya
- 130** **SYNCHRONOUS CERVICAL MASS: HIDDEN CULPRIT**
Jeyasakthy Saniasiaya
- 131** **DEVELOPMENT OF A CROSS PLATFORM MOBILE-APP BASED AUDIOMETER AS A SCREENING TOOL FOR HEARING LOSS**
Julius Goh Liang Chye
- 132** **DELAYED POST EXTUBATION LARYNGEAL EDEMA AND STRIDOR RESULTING IN RESPIRATORY FAILURE IN ELDERLY PATIENT**
Norazila Abdul Rahim
- 133** **REVERSE TRANS-SELLAR NEUROENDOSCOPIC MANAGEMENT FOR A HUGE RATHKE'S CLEFT CYST CAUSING OBSTRUCTIVE HYDROCEPHALUS: A CASE REPORT**
Kyung Hwan kim
- 135** **EXPERIENCE IN EVALUATING AND DIAGNOSING PRIMARY CILIARY DYSKINESIA - A CASE REPORT**
Shuib Bin Khairudin
- 139** **SUBCUTANEOS VENOLYMPHATIC MALFORMATION IN THE NECK: A UNIQUE PRESENTATION**
Vishnu Varathan Moganadass
- 141** **AN UNUSUAL PRESENTATION OF EPIGLOTTIC CYST CAUSING AIRWAY OBSTRUCTION IN ADULT**
Vishnu Varathan Moganadass
- 142** **WAS IT REALLY A "VASCULAR" LESION, CASE REPORT OF FOCAL FIBROSIS OF TONGUE**
Trinyanasuntari Munusamy
- 145** **ROSAI-DORFMAN DISEASE: A REPORT OF THREE PEDIATRIC CASES**
Indumathi Ainer
- 146** **A FLAT SELLAR FLOOR IN THE ENDOSCOPIC TRANSPHENOIDAL EXCISION OF A PITUITARY ADENOMA SANS IGS**
Kalaiselvi Thuraisingam
- 147** **AN UNUSUAL PRESENTATION OF PAROTID MUCOEPIDERMOID CARCINOMA IN A CHILD: A CASE REPORT**
Kalaiselvi Thuraisingam
- 149** **ODONTOGENIC ORBITAL ABSCESS IN A CHILD: A CASE REPORT**
Nithya Kanesan
- 151** **PAIN AFTER PERCUTANEOUS ENDOSCOPIC LUMBAR DISCECTOMY**
Coh Chin Hwee
- 153** **ATYPICAL PRESENTATION OF METASTATIC PAPILLARY THYROID CARCINOMA: A CASE SERIES**
Muhammad Haziq Ghufra Bin Muhammad Fauzi

POSTER PRESENTATIONS

Abstract ID

- 154 A RARE CASE OF SPORADIC B-CELL LYMPHOMA ORIGINATING FROM THE NASAL SEPTUM:
A CASE REPORT**
Nesha Rajendram
- 158 A RARE CASE OF PRIMARY LOCALISED NASOPHARYNGEAL AMYLOIDOSIS: A CASE REPORT**
Nesha Rajendram
- 159 A CASE OF ENDOSCOPIC INFRATENTORIAL SUPRACEREBELLAR APPROACH FOR THE PINEAL
TUMOR**
Taiki Yamamoto
- 161 ADENOID CYSTIC CARCINOMA OF EXTERNAL AUDITORY CANAL: A CASE REPORT**
Aminuddin Bin Ansari
- 162 A NOVICE EXPERIENCE IN ENDOSCOPIC ENDONASAL TRANSPHENOIDAL APPROACH TO
SELLAR-SUPRASELLAR LESIONS**
Ashwin V G
- 163 SUCCESSFUL DELAYED OPTIC NERVE DECOMPRESSION IN A CASE OF INDIRECT TRAUMATIC
OPTIC NEUROPATHY**
Ashwin V G
- 164 A DEADLY MASQUERADE**
Tan Heng Yao
- 165 COMBINED EXTERNAL AND ENDOSCOPIC TRANSNASAL APPROACH IN REMOVAL OF A FISHING
HARPOON HOOK TRAVERSING BILATERAL SPHENOID SINUSES IN A 22 YEAR OLD MALE:
A CASE REPORT**
Romiena Mae A Santos
- 166 THE USE OF ENDONASAL ACOUSTIC DOPPLER IN HARVESTING NASOSEPTAL FLAP IN PATIENTS
WITH PREVIOUS IRRADIATION**
Lai Calvin Chee Fung
- 169 CERVICAL MYELOPATHY IN ACROMEGALY**
Kha-Liang Lee
- 170 INFANTILE PAROTID HEMANGIOMA: A REPORT OF 2 CASES**
Nur Izzaty Nadia Binti Mohd Ariffin
- 171 BENIGN EXOPHYTIC SINONASAL PAPILLOMA OF THE SPHENOID SINUS MIMICKING A
MALIGNANT TUMOUR: A CASE REPORT**
Sasitharan Paskaramoorthy
- 172 A COMBINED TRANSORBITAL TRANSNASAL ENDOSCOPIC APPROACH FOR RECONSTRUCTION OF
POST TRAUMATIC COMPLEX ANTERIOR CRANIAL FOSSA DEFECT**
Ashwin V G
- 174 VASCULAR SINONASAL TUMOURS: AN UNFORGIVING EDUCATOR OF THE INTRICACIES OF SKULL
BASE SURGERY - A BRIEF EXPERIENE AT HOSPITAL KUALA LUMPUR, A CASE SERIES**
Santiyamadhi A/P Subramanyan
- 181 A COMBINE APPROACH TO EXTENSIVE CYSTIC HYGROMA**
Preetpal Kaur D/O Gurdip Singh

POSTER PRESENTATIONS

Abstract ID

- 186 COMPOSITE HADAD-BASSAGASTEGUY (NASOSEPTAL MUCOCHONDRAL - OSTEOAL) PEDICLED FLAP WITH TITANIUM MESH IN ORBITAL FLOOR RECONSTRUCTION DURING TOTAL MAXILLECTOMY**
Gianele Ricca Sugang
- 187 A 5 YEAR STUDY OF PITUITARY ADENOMAS: MICROSCOPIC VS ENDOSCOPIC TRANSSPHENOIDAL PITUITARY TUMOUR APPROACH**
Albert Wong Sii Hieng
- 189 CERVICAL PNEUMATOCELE FOLLOWING THYROIDECTOMY - SEEING IS BELIEVING**
Nor Hafiza Qualickuz Zanan
- 190 CERVICAL LYMPHADENITIS: A MANIFESTATION OF RARE DISEASES**
Aimi Athirah Binti Azmi Murad
- 191 MULTIPLE FUNCTIONS OF THYROID CARTILAGE WINDOW IN LARYNGEAL PATHOLOGIES MANAGEMENT**
Aimi Athirah Binti Azmi Murad
- 192 A RARE CASE OF PRIMARY TUBERCULOSIS OF TONSILS: A CASE REPORT**
Muhammad Irsyad Bin Azmi
- 194 EXTENSIVE LIPOMA OF BILATERAL SIDE OF NECK; A LITERATURE REVIEW**
Ilamathi Balakrishnan
- 197 OLFACTORY NEUROBLASTOMA WITH ACUTE OPHTHALMIC MANIFESTATION: AN UNUSUAL PRESENTATION**
Amarpreet Singh Gill
- 204 FIBROUS DYSPLASIA OF TEMPORAL BONE: A CASE REPORT**
Ilamathi Balakrishnan
- 205 GRANULOMATOSIS WITH POLYANGIITIS: A CASE OF EAR, NASAL AND LUNG MANIFESTATIONS**
Heng Kheah Lynn
- 207 MEASUREMENT OF INTRAORBITAL AND INTROCLAR PRESSURE IN THE TRANSORBITAL APPROACH**
Woohyun Kim
- 208 TUBERCULOSIS IN PREAURICULAR ABSCESS**
Shifa Binti Zulkifli
- 209 COBLATOR ASSISTED EXCISION OF PEDIATRIC OROPHARYNGEAL CYSTIC LYMPHANGIOMA**
Shifa Binti Zulkifli
- 210 MAXILLARY SINUS LYMPHOMA - CASE REPORT AND REVIEW OF LITERATURE**
Joan Lee
- 212 CYTOMEGALOVIRUS INFECTIONS CAUSING ISOLATED FACIAL NERVE PALSY IN AN INFANT**
Shifa Binti Zulkifli
- 213 RARE AND AGGRESSIVE RHABDOMYOSARCOMA OF THE TEMPORAL REGION IN A TODDLER: A DIAGNOSTIC DILEMMA**
Shifa Binti Zulkifli

POSTER PRESENTATIONS

Abstract ID

- 214 FIRST BRANCHIAL CLEFT MALFORMATIONS: DIFFERENT MANAGEMENT AND OUTCOMES**
Shifa Binti Zulkifli
- 215 FOLLICULAR LYMPHOMA IN BILATERAL SUBMANDIBULAR AND PAROTID GLANDS: A CASE REPORT**
Kugan Varatha Raju
- 216 ATYPICAL MANIFESTATION OF RETROPHARYNGEAL ABSCESS IN A NEONATE: A CASE REPORT AND LITERATURE REVIEW**
Shifa Binti Zulkifli
- 217 A RARE ENTITIY OF SINONASAL TUMOUR**
Kugan Varatha Raju
- 220 PEDIATRIC MASTOID SUBPERIOSTEAL ABSCESS: DIAGNOSTIC AND TREATMENT DILEMMA**
Shifa Binti Zulkifli
- 222 MULTILEVEL SLEEP SURGERY IN SYNDROMIC CHILDREN WITH SLEEP APNEA: CASE REPORT AND LITERATURE REVIEW**
Shifa Binti Zulkifli
- 224 EFFECTS OF GLOVE FINGER- VERSUS LIDOCAINE-SOAKED NASAL PACKING AFTER ENDOSCOPIC NASAL SURGERY: A PROSPECTIVE RANDOMIZED CONTROLLED TRIAL**
Valeria Dell'era
- 227 BUTTON BATTERY IN THROAT? IT IS A DOUBLE-STACKED COIN INGESTION - A CASE REPORT**
Thilaga A/P Rajendran
- 230 SURVIVING BILATERAL CHOANAL ATRESIA IN NEWBORN: A CASE REPORT**
Norazila Abdul Rahim
- 232 THYROID ANAPLASTIC CARCINOMA ARISING IN ECTOPIC THYROID TISSUE WITHIN A BRANCHIAL CLEFT CYST - REPORT OF A RARE CASE**
Dinie Bin Tumaisuri
- 233 INFECTED NASAL IMPLANT: REPORT OF A RARE CASE**
Dinie Bin Tumaisuri
- 236 METASTATIC RENAL CELL CARCINOMA TO SUBMANDIBULAR GLAND: A RARE OCCURRENCE**
Dinie Bin Tumaisuri
- 239 APPLICATION OF FUSION-FLUORESCENCE IMAGING USING INDOCYANINE GREEN IN ENDOSCOPIC ENDONASAL SURGERY**
Min Ho
- 246 RARE CASE OF INFLAMMATORY PSEUDOTUMOR OF NASOPHARYNX**
LOW SHU WEN
- 248 VIDIAN NEURECTOMY - MANAGEMENT, OURCOME AND DISABILITY REVIEW**
Harvinder Singh A/L Dalip Singh
- 251 RARE CLINICAL ENTITY OF CUTANEOUS METASTASIS IN HYPOPHARYNGEAL SQUAMOUS CELL CARCINOMA**
Noor Nelza Nadia Binti Abd Wahab

POSTER PRESENTATIONS

Abstract ID

- 252 TUBERCULOSIS MASTOIDITIS: A DILEMMA IN DIAGNOSIS**
Tiong Siew Lee
- 256 CAT SCRATCH DISEASE - THE CHALLENGES AND EXPANDING THE DIAGNOSIS OF CAT SCRATCH DISEASE**
Farah Iryani Binti Izani
- 258 COVID-19 MIMICKING FOREIGN BODY: UNCOMMON BUT POSSIBLE**
Sathapan Manimeyapan S Palaniappan
- 259 ENDOSCOPIC PROGRESSION OF LARYNGEAL LESION IN EXTRA AND PULMONARY TUBERCULOSIS**
Tiara Melati
- 260 ENDOSCOPIC REMOVAL OF PETROUS CHOLESTEATOMA VIA TRANS-CANAL SUPRA-LABYRINTH APPROACH**
Kastury Ravichandran
- 264 PRELIMINARY REPORT OF FULLY ENDOSCOPIC MICROVASCULAR DECOMPRESSION; THE PERSPECTIVE OF LEARNING CURVE**
Hyuk-Jin Oh
- 267 SPINDLE CELL VARIANT EMBRYONAL RHABDOMYOSARCOMA IN AN IMMUNOCOMPROMISED ADULT: A CASE REPORT**
Gillian T Barzaga
- 269 A RARE CASE OF SINONASAL HEMANGIOPERICYTOMA WITH INITIAL DIAGNOSIS OF HEMANGIOMA**
Lina Yusrina Binti Iskandar Zulkarnain
- 273 ENDOSCOPIC ENDONASAL COMBINED TRANSORAL MEDIAL APPROACH TO THE NASOPHARYNX, PARAPHARYNGEAL SPACE AND JUGULAR FORAMEN**
Weitian Zhang
- 281 ANAPLASTIC THYROID CARCINOMA: THE GREAT MASQUERADER**
Nur Aida Razuan
- 282 NON-SYNDROMIC CLEFT LIP AND PALATE WITH CONGENITAL SUBGLOTTIC STENOSIS: A RARE CASE SERIES**
Nur Aida Razuan
- 283 A RARE CASE OF FUNCTIONING CAROTID BODY PARAGANGLIOMA**
Nur Aida Razuan
- 285 SJÖGREN'S SYNDROME PRESENTED AS RECURRENT PAROTID ABSCESS IN A YOUNG ADULT: A CASE REPORT**
Ahmad Izani Bin Mohd Safian
- 286 INVERTED PAPILLOMA AS A RARE DIFFERENTIAL DIAGNOSIS OF A MEDIAL CANTHAL SWELLING: A CASE REPORT**
Ahmad Izani Bin Mohd Safian
- 289 ATYPICAL PRESENTATION OF EAGLE SYNDROME WITH FACIAL NERVE PALSY: A CASE REPORT**
Ahmad Izani Bin Mohd Safian

POSTER PRESENTATIONS

Abstract ID

- 294** **MINIMALLY INVASIVE CONTRALATERAL ENDOSCOPIC ENDONASAL APPROACH FOR A TRUE INTRACAVERNOUS EPIDERMIOID CYST RESECTION**
Jerold Justo
- 295** **HUGE FRONTO-ETHMOIDAL MUOCOCELE: A TEENAGER WITH PROPTOSIS**
Suzana Sahril
- 296** **BOTH MY EARS ARE SWOLLEN: BISMUTH IODOFORM PARAFFIN PASTE (BIPP) DELAYED HYPERSENSITIVITY REACTION FOLLOWING OTOLOGICAL SURGERY**
Suzana Sahril
- 298** **ACUTE RHINOSINUSITIS COMPLICATED WITH SUBPERIOSTEAL AND EXTRADURAL ABSCESS AS A RARE CLINICAL PRESENTATION OF VITAMIN C DEFICIENCY IN CHILDREN**
Ahmad Izani Bin Mohd Safian
- 299** **MINIMALLY INVASIVE SURGICAL MANAGEMENT OF PETROCLIVAL MENINGIOMA IN A MORBIDLY OBESE PATIENT WITH OBSTRUCTIVE APNEA: A CASE REPORT**
Ahmad Izani Bin Mohd Safian
- 301** **OBSTRUCTIVE SLEEP APNEA AND ITS ASSOCIATION WITH HUMORAL IMMUNITY AGAINST VARICELLA ZOSTER VIRUS**
Min Young Seo
- 302** **SINUS SURGERY CONDUCTED UNDER LOCAL ANESTHESIA**
Keigo Nakagami
- 307** **SINGLE BURR HOLE ENDOSCOPE CONTROLLED EVACUATION OF HYPERTENSIVE INTRACEREBRAL HAEMATOMA**
Chow Kwan Ho
- 308** **TUBERCULOSIS MIMICRY: A CASE STUDY OF RIGHT FIBROMATOSIS COLLI IN AN INFANT WITH POSITIVE GASTRIC ASPIRATE AFB SMEAR**
Syuraih Abdullah Bin Abu Kasim
- 309** **DISTINCTIVE MELIOIDOSIS: A RARE INSTANCE**
Kabilen Selva Kumaran
- 310** **ENDOSCOPIC APPROACH FOR SINONASAL NEOPLASM**
Amran Simanjuntak
- 311** **ENDOSCOPIC ENDONASAL VERSUS ENDOSCOPIC TRANSORAL APPROACH TO THE CRANIOVERTEBRAL JUNCTION AND LOWER CLIVUS: A COMPARATIVE CLINICAL CASE SERIES**
Mehdi Zeinalizadeh
- 312** **ENDOSCOPIC ENDONASAL MANAGEMENT OF PEDIATRIC CONGENITAL TRANSSPHENOIDAL ENCEPHALOCELES: NUANCES OF A REDUCTION/RECONSTRUCTION TECHNIQUE**
Mehdi Zeinalizadeh
- 313** **UNUSUAL SITE OF SALIVARY GLAND NEOPLASM WITH ASSOCIATION OF METACHRONOUS CANCER: LOW GRADE MUCOEPIDERMIOID CARCINOMA IN NASOPHARYNX WITH PAPILLARY THYROID CANCER**
Noor Nelza Nadia Binti Abd Wahab
- 317** **UNMASKING THE ENIGMA: A RARE CASE REPORT OF PARANASAL SINUS ROSAI-DORFMAN DISEASE**
Athierah Muhammad

POSTER PRESENTATIONS

Abstract ID

- 324 THE FORGOTTEN FRACTURED COVID-19 SWAB STICK AS FOREIGN BODY IN OESOPHAGUS**
Fatini Mohammad Zubir
- 328 AN UNUSUAL FUSION: NODULAR ONCOCYTIC HYPERPLASIA AND WARTHIN'S TUMOR IN THE PAROTID GLAND**
Kabilen Selva Kumaran
- 329 CLEAR SKIES AHEAD: A FLIGHT ATTENDANT'S REMARKABLE RECOVERY FROM BILATERAL RECURRENT FACIAL PALSY**
Farhana Nur Iman Binti Lokman
- 332 LOST MEDIAL RECTUS MUSCLE RETRIEVAL BY COMBINATION WITH ENDOSCOPIC TRANSNASAL APPROACH, MEDIAL ORBITOTOMY, AND SUB TENNON APPROACH**
Kosuke Takabayashi
- 333 A RARE ENTITY OF PARAGLOTTIC ABSCESS: A CASE REPORT**
Farhana Binti Kamaruzaman
- 334 THE USE OF USB DIGITAL MICROSCOPE CAMERA AS SURGICAL MICROSCOPE ALTERNATIVE FOR TEMPORAL BONE LABORATORY**
Jennilyn C Bancifra
- 335 A RARE CASE OF PRIMARY NASAL SMALL CELL NEUROENDOCRINE CARCINOMA IN NASOPHARYNGEAL CARCINOMA SURVIVOR**
Khoo Shu Jiun
- 339 NAVIGATING DIAGNOSTIC CHALLENGES AND THERAPEUTIC APPROACHES IN LARYNGEAL TUBERCULOSIS AND CANDIDIASIS IN OTORHINOLARYNGOLOGY**
Amirah Binti Sufian
- 340 ORBITAL PERIOSTEAL SUTURING: A PIONEERING TECHNIQUE FOR ENDOSCOPIC MEDIAL ORBITAL WALL RECONSTRUCTION**
Teppe Takeda
- 349 A RARE OCCURRENCE OF ECTOPIC SINONASAL ADAMANTINOMATOUS CRANIOPHARYNGIOMA IN A YOUNG ADULT**
Leong Jia Ern
- 356 "MYSTERIOUS" NECK SPACE TUMOUR**
Puvanaeswaran Dakshinamurthi
- 358 MICROSCOPIC ENDOSCOPIC ASSISTED TRANSSPHEOIDAL EXCISION OF PITUITARY NEUROENDOCRINE TUMOURS USING AN EXPANDABLE PLASTIC TUBE**
Law Puong You
- 359 PEDIATRIC TUBERCULOUS OTITIS MEDIA**
Jennilyn C Bancifra
- 361 RHINOENTOMOPHTHORMYCOSIS - A RARE CASE OF FUNGAL INFECTION MIMICKING RHINOGENIC TUMOUR**
Yeoh Zhi Xiang
- 362 UNVEILING AN UNCOMMON PRESENTATION: A CASE OF PAPILLARY THYROID CARCINOMA MASQUERADING AS A BRANCHIAL CLEFT CYST**
Ahmad Izani Bin Mohd Safian

POSTER PRESENTATIONS

Abstract ID

- 363 A RECURRENT SINONASAL INVERTED PAPILLOMA WITH INTRACRANIAL EXTENSION TURNED TO BE MALIGNANCY - A CASE REPORT**
Sasitharan Paskaramoorthy
- 367 A RARE CASE OF LARYNGEAL ANGIOSARCOMA (LAS)**
Shanusha Amarasingam
- 368 A CURIOUS CASE OF MISSING DENTURE: FOREIGN BODY ESOPHAGUS CASE REPORT**
Shanusha Amarasingam
- 371 UNCOMMON SITE PRESENTATION: A CASE REPORT OF EXTRAPAROTID WARTHIN'S TUMOR**
Nurul Atikah Zakaria
- 373 RESECTION OF A PINEAL TUMOR USING A FLEXIBLE VIDEOSCOPE VIA A TRANSVENTRICULAR APPROACH**
Masayoshi Kobayashi
- 375 PHOTODYNAMIC THERAPY FOR HEAD AND NECK CANCERS: NOVELTIES AND PROSPECTS**
Rohaizam Bin Jaafar
- 376 DETERMINATION OF HYPERMETHYLATION OF MGMT AND DAPK GENES IN SALIVARY GLAND TUMOUR TISSUES AND ITS ASSOCIATION WITH HPV 16/18 POSITIVITY**
Rohaizam Bin Jaafar
- 378 AN UNUSUAL CAUSE OF TINNITUS: DISTAL INTRACANALICULAR LIPOCHORISTOMA**
Satesh Kumaran Ganeson
- 381 SUBMENTAL MASS IN AN 18-YEAR-OLD: A CASE OF MASSON TUMOR**
Darshini Nagarajah
- 382 CAPSULATED INTRANASAL ECTOPIC TOOTH IN A CHILD**
Darshini Nagarajah
- 383 SYNCHRONOUS TUMOUR OF OROPHARYNGEAL CANCER AND ENDOMETRIAL CANCER**
Darshini Nagarajah
- 384 A RARE CAUSE FOR HOARSENESS OF VOICE IN HYPERTHYROIDISM**
Nurul Nabilla Binti Sabri
- 385 SOLITARY MAXILLARY PLASMACYTOMA**
Jonah Seenii A/L John Devasagayam
- 388 NAVIGATING A LARGE SALIVARY DUCT CYST**
Teo Yun Xin
- 389 LIGHTNING STRIKE - A RARE CAUSE OF HEARING LOSS**
Aida Zahidah Binti Muhammad Razif
- 390 MASSIVE NECK WITH LARYNGEAL HEMATOMA - A RARE COMPLICATION OF ACUPUNCTURE**
Aida Zahidah Binti Muhammad Razif
- 391 A RARE LYMPHOEPITHELIAL CARCINOMA INVOLVING NASAL CAVITY & PARANASAL SINUS**
Aida Zahidah Binti Muhammad Razif
- 394 NASAL NEMESIS: TRIUMPHING OVER NASAL SEPTAL ABSCESS WOES**
Nur Nadia Binti Abd Rahim

POSTER PRESENTATIONS

Abstract ID

- 397 EXPLORING ENDOSCOPIC ENDONASAL NASOPHARYNGECTOMY OUTCOMES: A RETROSPECTIVE ANALYSIS FROM SARAWAK GENERAL HOSPITAL (2013-2020)**
Lim Li Yun
- 398 REMOVAL OF SECONDARY BRONCHUS FOREIGN BODY - A DISTRICT HOSPITAL EXPERIENCE**
Wong Jie Lin
- 399 TUBERCULOUS MASTOIDITIS A DIAGNOSTIC CHALLENGE**
Wong Jie Lin
- 400 A CASE OF ORBITAL SUBPERIOSTEAL COLLECTION**
Shanusha Amarasingam
- 401 A HUGE THYROID GLAND CYST PRESENTING IN ADULTHOOD: CASE REPORT**
Shanusha Amarasingam
- 403 A GOAT HEAD FOR TRAINING IN ENDOSCOPIC MIDDLE EAR SURGERY: A DESCRIPTIVE COMPARISON**
Fizza Asif Qureshi
- 404 TB LYMPHADENOPATHY WITH FATAL HEMORRHAGIC PULMONARY TB: AN ORL PERSPECTIVE**
Amirah Sufian
- 406 A CASE REPORT OF A RARE OROPHARYNGEAL SYNOVIAL SARCOMA**
Mohammad Zakwan Bin Mohamed Zin
- 407 CASE OF SINONASAL NEUROENDOCRINE TUMOUR GRADE 2 WITH SELLAR EXTENSION MANAGED WITH ENDOSCOPIC ENDONASAL RESECTION AND SKULL BASE RECONSTRUCTION**
Lee King Peng
- 408 A SURGEON'S FEAR: MASTOID ABSCESS WITH PREEXISTING COCHLEAR IMPLANT**
Wan Nabila Binti Wan Mansor
- 409 TRAVERSING THE NASOLABIAL TERRAIN: UNVEILING A UNIQUE EXTRACRANIAL SCHWANNOMA CASE REPORT**
Seenu Reddy A/L Uthaya Kumar
- 410 ROLE OF LOW LEVEL LASER THERAPY IN ORAL MUCOSITIS**
Karan Bhatia
- 412 INFRATEMPORAL FOSSA ABSCESS WITH LEPTOSPIROSIS RESEMBLING STROKE**
Schandtinie A/P Ealumalai
- 419 KIMURA'S ENIGMA: UNRAVELING THE UNCOMMON ORIGINS OF HEAD AND NECK**
Norfarah Syahirah Binti Mohd Nifa
- 420 PERSISTENT RIGHT SIDED CHEEK PAIN, AN ATYPICAL CONTACT POINT HEADACHE. A CASE REPORT**
Khairullah Bin Anuar
- 421 LYRE SIGN: DO NOT BE FOOLED**
Nurdiana Binti Baharudin
- 423 MIYAZAKI SYNDROME TREATED WITH ENDOSCOPIC THIRD VENTRICULOSTOMY**
Gabor Nagy

POSTER PRESENTATIONS

Abstract ID

- 426 ACTINOMYCOSIS: A RARE ENTITI IN MASTOID CAVITY**
Siti Asmat Md Arepen
- 427 IN VITRO STUDY OF ANTIMICROBIAL ACTIVITY OF MALAYSIAN HONEY AGAINST COMMON PATHOGEN IN ACUTE OTITIS EXTERNA: PRELIMINARY REPORT**
Nor Azirah Salahuddin
- 428 MODIFIED EXPANSION SPHINCTER PHARYNGOPLASTY SURGERY IN OSA PATIENTS: A CASE SERIES**
Siti Asmat Md Arepen
- 429 TRANSNASAL ENDOSCOPIC APPROACH FOR ORBITAL APEX LESIONS**
Nur Shazmine Binti Augus Salim
- 430 A CASE SERIES OF INTRACTABLE BPPV - HOW DO WE HELP THEM?**
Nor Azirah Binti Salahuddin
- 432 ROLE OF HYPERBARIC OXYGEN THERAPY IN REFRACTORY MALIGNANT OTITIS EXTERNA: A CASE SERIES**
Yuvaneshwary A/P Kalaiselvam
- 434 OTOGENIC BRAIN ABSCESS SECONDARY TO CHOLESTEATOMA**
Nor Eyzawiah Hassan
- 436 BASE OF SKULL CRANIOFACIAL FIBROUS DYSPLASIA: A CASE REPORT**
Nur 'Afeena Al Fahmi Binti Abdul Kashaf
- 439 FIRST REPORTED CASE OF BILOBED BUCCAL LIPOMA AND PROPOSED SURGICAL TECHNIQUE TO MINIMIZE COMPLICATIONS IN BUCCAL SURGERY**
Khoo Veejie
- 440 RARE PRESENTATION OF PLUNGING RANULA AS A RECURRENT ISOLATED NECK SWELLING AND ITS MANAGEMENT**
Khoo Veejie
- 441 CASE REPORT OF SEROMUCINOUS HAMARTOMA IN ETHMOID SINUS**
Norsyazwani Bt Abu Kasim
- 443 PURELY TRANSORBITAL ENDOSCOPIC RESECTION OF GASTROINTESTINAL STROMAL TUMOR METASTASIS EXTENDING FROM TEMPORAL FOSSA TO THE MASTICATOR SPACE**
Hazan Basak
- 447 THE VALUE OF MIDDLE EAR MUSCLE REFLEX (MEMR) TEST IN SCREENING FOR AUDITORY NEUROPATHY SPECTRUM DISORDER (ANSO): A META-ANALYSIS AND SYSTEMATIC REVIEW**
Joyce Rodvie Miranda Sagun
- 448 PINNA SPOROTRICHOSIS - A CASE REPORT**
Schandtinie A/P Ealumalai
- 449 OUT OF PLACE, OUT OF BREATH: LINGUAL THYROID UNMASKED WITH AIRWAY CHALLENGES**
Shangeetha Anbalagan
- 450 RARE LARYNGEAL INVOLVEMENT OF PEMPHIGUS VULGARIS AND SLE**
Schandtinie A/P Ealumalai

POSTER PRESENTATIONS

- 454 RHINOLITH IN RELATION TO NASAL SEPTAL ABSCESS AND INTRACRANIAL ABSCESS**
Fatini Mohammad Zubir
- 455 DIAGNOSIS OF CERVICAL RIB: A REFRESHER FOR ENT DOCTORS**
Abdul Ruhi Ul Azim Bin Liman
- 456 CASE REPORT OF TB PREVERTEBRAL ABSCESS MIMIC PARAPHARYNGEAL TUMOUR**
Amira Sofea Binti Ali Amiruddin
- 457 UNMASKING THE MASQUERADER: INTERNAL CAROTID ARTERY PSEUDOANEURYSM MASQUERADING AS A PARAPHARYNGEAL ABSCESS**
Noorain Nadhrah Binti Muslim
- 458 DIFFERENT PRESENTATIONS OF SUPRAGLOTTITIS IN ADULT PATIENTS**
Wong Jie Lin
- 459 NASAL SEPTAL PERFORATION - A CASE REPORT AND REVIEW OF THE LITERATURE**
Muhammad Nur Islam Bin Zahari
- 462 A NEGLECTED FOREIGN BODY MIMICKING OROPHARYNGEAL TUMOR**
Abdul Ruhi Ul Azim Bin Liman
- 463 PICTORAL GUIDE: AURICULAR NERVE BLOCK FOR PINNA LACERATION**
Noor Shahira Binti Mohamad Fuzi
- 464 THYROID ABSCESS - POST COVID COMPLICATION**
Mishaili Makentharan
- 465 MULTI-STAGE RECONSTRUCTION FOR A LARGE NASAL DEFECT SECONDARY TO EXTRANODAL NK/T CELL MIDLINE GRANULOMA**
Melanie Grace Yap Cruz
- 466 ENDOSCOPIC MANAGEMENT OF TRAUMATIC CSF LEAK**
Navdeep Bhamra
- 468 SPONTANEOUS AURICULAR HEMATOMA - AN UNUSUAL COMPLICATION OF DENGUE FEVER**
Abdul Azim Al-Abrar Ahmad Kailani
- 469 UNEXPECTED DISCOVERY OF A RARE SECRETORY CARCINOMA OF PAROTID GLAND**
Stacy Arvinna Binti Jamarun
- 470 A SINGLE STAGE 360-DEGREE APPROACH TO NASAL DERMOID EXCISION: INTEGRATING ENDONASAL AND EXTERNAL APPROACHES WITH SIMULTANEOUS CSF LEAK REPAIR AND OPEN TIP RHINOPLASTY**
Najma Chowdhury
- 471 MIS-SWALLOWING SHARP POINTED OBJECT IN THE ESOPHAGUS: AN ALARMING CASE SERIES**
Zaid Bin Nailul Morad
- 472 FUNGAL LARYNGOTRACHEITIS TO NON-FUNCTIONING LARYNX. AN ABNORMAL PRESENTATION**
Amirah Binti Sufian
- 473 COMBINED TRANSCRANIAL AND ENDONASAL ENDOSCOPIC APPROACH FOR SINONASAL TUMORS WITH INTRACRANIAL EXTENSION: A CASE SERIES**
Ng Wei Ping

POSTER PRESENTATIONS

Abstract ID

- 474 STRATEGIC DEBULKING AND MULTIDISCIPLINARY MANAGEMENT OF NASO-ORBITAL ALVEOLAR RHABDOMYOSARCOMA IN A PREGNANT PATIENT: OPTIMIZING VISION PRESERVATION AND THERAPEUTIC OUTCOMES**
Asiya Zaidi
- 475 INVERTED PAPILLOMA OF THE NASAL SEPTUM - A CASE REPORT AND REVIEW OF THE LITERATURE**
Abdul Azim Al-Abrar Ahmad Kailani
- 476 CASE REPORT - INTRACTABLE HEMORRHAGE SECONDARY TO INTERNAL CAROTID ARTERY (ICA) SACCULAR ANEURYSM IN A POST RADIATION NASOPHARYNGEAL CANCER PATIENT**
Azman Bin Ali
- 477 OTOACARIASIS - A NEARLY MISSED DIFFERENTIAL**
Mishaili Makentharan
- 478 FRONTAL SINUSITIS UNVEILED: THE CULPRIT OF POTTS PUFFY TUMOR**
Dinie Qistina Rajalie
- 482 LUC'S ABSCESS IN A YOUNG ADULT - A UNIQUE PRESENTATION AND APPROACH**
Abdul Azim Al-Abrar Ahmad Kailani
- 483 IN-OFFICE TRANSNASAL FLEXIBLE BLUE LASER THERAPY OF THE LARYNX: A BREAKTHROUGH APPROACH**
Ahmad Kamil Ahmad Fahmi
- 484 COMBINED TRANSORBITAL AND ENDONASAL APPROACH TO INVERTED PAPILLOMA WITH ORBITAL EXTENSION**
Karamveer Narang
- 486 CLIVUS OSTEOMYELITIS AS A COMPLICATION OF PEDIATRIC RETROPHARYNGEAL ABSCESS : OUR CLINICAL EXPERIENCE**
Shifa Zulkifli
- 491 A RARE NASAL PRESENTATION OF LYMPHOMA**
Mishaili Makentharan
- 492 CHOPSTICK FESS CASE CONTROL STUDY AND HOW I DO IT**
Nabeel Hassan
- 494 ENDOSCOPIC CONTROL OF A SEVERE BLEEDING AFTER LE FORT I FRACTURE THROUGH A LATERAL TRANSMAXILLARY APPROACH**
Siniša Milenović
- 497 A RARE CASE OF MULTIPLE FACIAL SWELLINGS**
Kalyani V
- 500 SKULL BASE OSTEOMYELITIS: A CASE REPORT OF GARCIN SYNDROME DUE TO MUCORMYCOSIS IN COVID PANDEMIC**
Azin Tabari
- 501 PTERYGOPALATINE FOSSA WINDOW (PPF) APPROACH FOR THE MANAGEMENT OF A LATERAL SPHENOID RECESS MENINGOENCEPHALOCELE**
Tabitha Mohanarajah

POSTER PRESENTATIONS

- 503 ASPIRATED MEROCEL: A NEAR DEATH EXPERIENCE**
Suhaili Zazali
- 504 CHOLESTEATOMA PRESENTING AS A NON-HEALING WOUND**
Suhaili Zazali
- 505 MANAGEMENT CHALLENGE OF NECK MASS: METASTATIC CARCINOMA OF UNKNOWN PRIMARY VS THYMOMA**
Lee Teng Huei
- 506 EXTERNAL AUDITORY CANAL SQUAMOUS PAPILLOMA PRESENTED WITH OTITIS EXTERNA AND SEVERE BONY EROSION**
Lee Teng Huei
- 508 TRACHEOESOPHAGEAL PUNCTURE FISTULA**
Tan Hui Fang
- 516 RHINO- ORBITAL- CEREBRAL ASPERGILLOSIS: A CASE REPORT AND LITERATURE REVIEW OF EMERGING TRENDS**
Yee Pui Mun
- 521 A BLUISH TONSILLAR MASS**
Law Mei Fang
- 523 FINDING THE FISH BONE**
Lee Min Qi
- 526 OPTIMIZATION OF THE SURGICAL FIELD IN ENDOSCOPIC SINUS SURGERY: OUR APPROACH**
Venus Tilavat
- 529 EXTENDED ENDONASAL ENDOSCOPIC (EEE) SURGERY WITH ALMOST NO USE OF ADJUVANT RADIOTHERAPY FOR JUVENILE NASOPHARYNGEAL ANGIOFIBROMA (JNA)**
Shamsul Alam
- 530 EXTENDED ENDONASAL ENDOSCOPIC APPROACH FOR THE RESECTION OF PAEDIATRICS CRANIOPHARYNGIOMA - AN ANALYSIS OF 40 CASES**
Shamsul Alam