

SOUVENIR PROGRAMME

20 CPD Points



ANNUAL SCIENTIFIC MEETING 2025

**Establishing Foundations,
Aspiring Excellence**

 18th - 21st June 2025

 Hospital Al-Sultan Abdullah, UITM Puncak Alam



Welcome Message from Organising Chairperson

Dear Colleagues and Friends,

We are absolutely thrilled to welcome you to the Malaysian Society of Interventional Radiology (MYSIR) Annual Scientific Meeting 2025! This year's theme, "Establishing Foundations, Aspiring Excellence," reflects our collective passion for advancing Interventional Radiology in Malaysia—and we can't wait to embark on this journey together with you.

Mark your calendars for 18th–21st June 2025, as we gather at the stunning Hospital al-Sultan Abdullah, UiTM Puncak Alam campus, for an event packed with learning, networking, and inspiration. The excitement kicks off with a pre-congress workshop on 18th June, where you'll get hands-on experience with the latest IR innovations. From 19th–21st June, dive into two dynamic scientific tracks over 3 days designed to cater to your diverse interests and expertise.

One of the highlights you won't want to miss? Our Gala Dinner on 20th June, an evening of celebration, camaraderie, and reflection on how far we've come as a community. For our MYSIR members, we'll also host the Annual General Meeting (AGM), on the 21st June, where your voice will help shape the future of our society.

Not a MYSIR member yet? This is your perfect opportunity to join! Enjoy exclusive benefits, including discounted registration fees for future scientific meetings and access to a thriving professional network. Plus, as a special treat, we're running a MYSIR Membership Drive during the conference—sign up onsite, and a mystery gift awaits you!

This meeting is more than just an event, it's a chance to connect, collaborate, and elevate our specialty together. Your presence will make it truly special, and we're so excited to see you in person, share ideas, and celebrate our progress.

Let's make June 2025 unforgettable and we're counting down the days to welcome you!

Warm regards,

Associate Professor Dr Ch'ng Li Shyan

Organising Chairperson

Malaysian Society of Interventional Radiology
Annual Scientific Meeting 2025



Welcome Message from Scientific Chairperson

Dear Colleagues and Friends,

What an incredible journey we're about to embark on together! It's my absolute pleasure to invite you to the Malaysian Society of Interventional Radiology (MYSIR) Annual Scientific Meeting 2025, happening from 18th to 21st June 2025 at UiTM Puncak Alam. Under this year's theme—"Establishing Foundations, Aspiring Excellence"—we'll celebrate the strides we've made in Interventional Radiology (IR) and set the stage for an even brighter future.

As your Scientific Chairperson, I'm beyond excited to unveil a program crafted to inspire, challenge, and connect IR professionals at every stage of their careers. We kick things off on 18th June with a hands-on pre-congress workshop, where you'll sharpen your skills with the latest IR techniques. Then, from 19th – 21st June, dive into two dynamic scientific tracks covering everything from Interventional Oncology to Vascular & Non-Vascular Interventions—plus essential Basic IR Skills for those newer to the field.

But this year, we're shaking things up! Get ready for brand-new sessions designed to spark creativity and camaraderie:

Career in IR: Navigate the evolving landscape of our specialty.

Tea with IRon Ladies: Connect with inspiring women shaping IR's future.

IR Games: Test your knowledge in a lively, interactive showdown.

We've also assembled an all-star lineup of speakers—both international experts and local pioneers—who'll share groundbreaking insights and practical wisdom. This is your chance to exchange ideas, debate innovations, and bring fresh perspectives back to your practice.

Whether you're a seasoned specialist or just beginning your IR journey, there's something here for you. Let's make this meeting a springboard for collaboration, learning, and growth—because together, we're unstoppable.

The countdown is on! I can't wait to see your smiling faces in June 2025. Let's make it unforgettable.

Warm regards,

Dr Anis Shafina Mahfudz

Scientific Chairperson

Malaysian Society of Interventional Radiology
Annual Scientific Meeting 2025



Sponsors Acknowledgement

PLATINUM



GOLD



SILVER



TABLETOP



AFFILIATES



Congress Information

Registration

All delegates are required to register at the Registration Counter, at Anjung Zam Zam on Level 2. All congress attendees and exhibitors must wear their name badges at all times during this congress to access all scientific sessions, meals and exhibitions.

Speaker Room

The Speaker Room is located at Foyer area of the Congress Venue on Level 2. All speakers are required to upload their presentation(s) at least 24 hours before their scheduled presentation time to ensure a smooth presentation.

Congress Venue

Hospital Al-Sultan Abdullah
Pintu Utama UiTM
42300 Puncak Alam, Selangor

Congress Secretariat

Malaysian Society of
Interventional Radiology
c/o Eventual X Sdn Bhd

Internet Access

Complimentary Wi-Fi is available at the Congress Area.

SSID: MYSIR Meeting
Pass: mysir2025

Registration Counter & Speaker Room Opening Hours

18th June 2025

7.30 AM – 1.00 PM

19th June 2025

7.30 AM – 5.00 PM

20th June 2025

7.30 AM – 5.30 PM

21st June 2025

7.30 AM – 4.00PM

Continuing Professional Development (CPD) Points for Malaysians

On the day of the congress, please visit the registration counter to scan to get CPD Points. Once the congress is completed, the congress secretariat will submit the attendance list to the Malaysia Medical Association (MMA) and MyCPD to ensure the CPD Points are recorded accordingly.

Congress Information

Malaysian Society of Interventional Radiology

This congress has been approved for 20 points under the Medical Specialist MMC CPD points for the National Specialist Register of Malaysia (NSR). If you are an Interventional Radiologist registered with the Malaysian National Specialist Registry, please login to your individual Specialist CPD account and search for the Event ID: CPDE66975 to update your points.

E-certificate of Attendance

You will be able download your e-certificate of attendance to the email you used to register for this congress. Please keep your e-certificate for future reference for your Medical Specialist MMC CPD points. This information is correct at time of printing and is subject to change by the Malaysian Medical Council.

Parking

Please proceed to Dewan Berlian, where 300 parking bays have been reserved daily. Dewan Berlian is located approximately 5 minutes from the congress venue, and a shuttle service will be provided throughout the day between Dewan and the hospital.

Surau

Surau Hospital UiTM is located by the car park area on Level 3.

Nearest Mosque (Friday Prayers)

Puncak Alam Mosque
Persiaran Puncak Alam 1
42300 Puncak Alam, Selangor
(11-mins away)

Shuttle Service Schedule

19th June 2025

7.30 AM – 6.30 PM
Dewan Berlian – Congress Venue

20th June 2025

7.30 AM – 6.30 PM
Dewan Berlian – Congress Venue

21st June 2025

7.30 AM – 6.30 PM
Dewan Berlian – Congress Venue

Congress Venue Layout



PLATINUM

- P01 : Siemens Healthcare Sdn Bhd
P02 : Canon Medical Systems Malaysia Sdn Bhd
P03 : Becton Dickinson Sdn Bhd

GOLD

- | | |
|---------------------------------------|----------------------------------|
| G01 : Medtronic Malaysia Sdn Bhd | G08 : Bayer Co. Malaysia Sdn Bhd |
| G02 : Teleflex Medical Asia Pte. Ltd. | G10 : Boston Scientific |
| G03 : LAC Medical Supplies Sdn Bhd | G11 : Penumbra Inc |
| G06 : Exza Medical (M) Sdn Bhd | S01 : Medcin Pharma Sdn Bhd |
| G07 : Merit Medical Asia Co. Ltd | S07 : Healthcon Sdn Bhd |

SILVER

- | | |
|-----------------------------------------|------------------------------------|
| S02 : B. Braun Medical Supplies Sdn Bhd | S09 : Jetpharma Sdn Bhd |
| S03 : H&A Medical Supply | S10 : Endosurgery Sdn Bhd |
| S04 : Abbott Medical (Malaysia) Sdn Bhd | S12 : IHH Healthcare |
| S05 : Gaia Medical Sdn Bhd | S13 : LAC Medical Supplies Sdn Bhd |
| S06 : GE Healthcare Sdn Bhd | S14 : Terumo Neuro |
| S08 : Terumo Malaysia Sdn Bhd | |

TABLETOP

- | | |
|------------------------------------------|---------------------------------------|
| T01 : Rxilient Health | T03 : Hygea Medical Technology Co Ltd |
| T02 : Getz Healthcare (Malaysia) Sdn Bhd | T04 : Avelon Healthcare |

Organising Committee 2025

Conference Advisor

Ahmad Sobri Muda
Alex Tang
Zulkifli Zaki Abd Ghani

Organising Chairperson

Ch'ng Li Shyan

Scientific Chairperson

Anis Shafina Mahfudz

Pre-Congress Workshop

Ch'ng Li Shyan
Leong Yuh Yang
Tan Hooi Lam
Norhaswani Nabilah Mohd Norzalimi
Nor Syahirah Azira Rosaland

Social Programme Committee (Faculty & Gala Dinner):

Divann Esvaran
Nur Adura binti Yaakup
Nur Yazmin Yaacob
Sim See Kim

IR Games

Aidi Aswadi Bin Halim Lim
Nor Syahirah Azira Rosaland
Tan Hooi Lam

Tik Tok Competition / Social Media

Divann Esvaran

Conference App

Anis Shafina Mahfudz
Divann Esvaran
Sim See Kim

Annual General Meeting 2025

Naveen Rajadurai
Anis Shafina Mahfudz

Scientific Committee Members

Neurointervention Track

Leong Yuh Yang
Md Yuzairif bin Mohd Yusof

Oncology Track

Melisa Lim Seer Yee
Ridzuan Abd Rahim

Vascular / Haemodialysis Track

Isa Izzaki Zainal
Ng Wei Lin

Non-vascular Track

Lee Chun Cheng

Musculoskeletal Track

Naveen Rajadurai

Basic IR Track

Anis Shafina Mahfudz

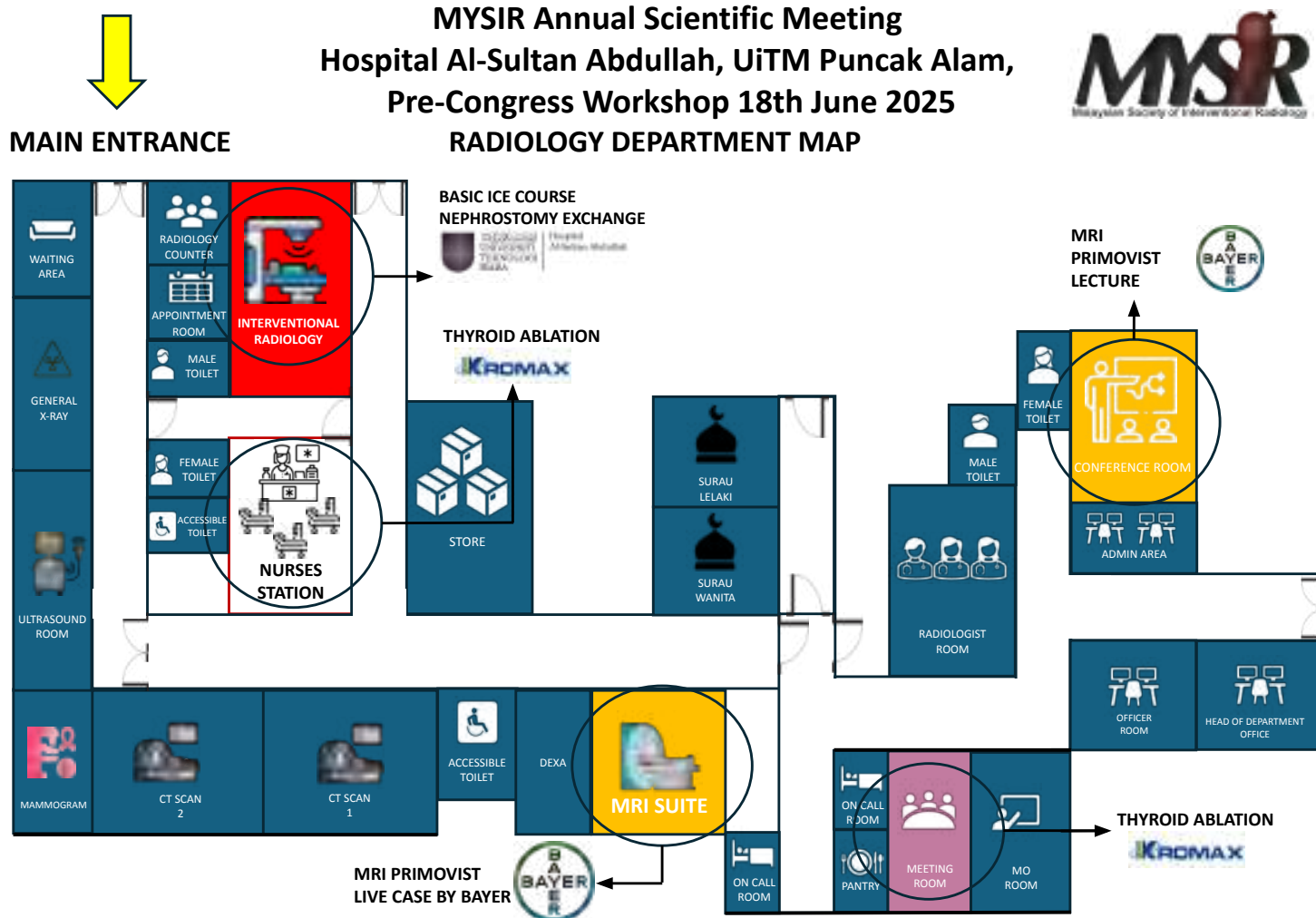
Allied Health Track

Mohammad Mudzakir Zainal Alam
Nurizyan binti Norazmi

Oral and Poster Presentation Sessions

Isa Izzaki Zainal
Mohd Hafizuddin Husin

Pre-Congress Workshop Venue



Pre-Congress Workshop

Date: 18 June 2025 (Wednesday)

Thyroid Ablation

07:45AM - 5:00PM
Bilik Persidangan 2

KROMAX
SOUTH ASIA

CT Neuro Perfusion

08:30AM - 11:35AM
Bilik Persidangan 1

Canon
CANON MEDICAL


IR Nurses and Medical Assistants: Becoming the IR's Right Hand Person

08:00AM - 1:00PM
Bilik Nephrology



MR Primovist Liver

08:30AM - 12:00PM
Bilik Seminar



**Separate CPD points will be awarded for respective workshops.
Register now to secure your spot!**

AGENDA



MYSIR Annual Scientific Meeting 2025 (Pre-congress)

Professor Wei-Che Lin

and

Dr. Sivakumaran Karupayah



Hospital al-Sultan Abdullah, UiTM Puncak Alam



Wednesday, 18th June, 2025

07:45am - 05:00pm



in collaboration with



Topic/Activity	Details	Time	Venue
Registration	<ul style="list-style-type: none"> Registration counters open 	07:45 - 08:15 am	Bilik Persidangan
Presentation by HYGEA Principal	<ul style="list-style-type: none"> HYGEA Principal will deliver a presentation on "Exceed S10 Microwave Ablation system overview & Cryoablation product of Hygea" 	08:30am - 09:00am	Bilik Persidangan
Break	<ul style="list-style-type: none"> Morning Break 	09:00am - 09:30am	Bilik Persidangan
Presentation by Kromax	<ul style="list-style-type: none"> Kromax will deliver a short presentation on "Cambridge Interventional CRF" 	09:30am - 09:40am	Bilik Persidangan
Presentation by Dr Sivakumaran Karupayah	<ul style="list-style-type: none"> Dr. Sivakumaran Karupayah will deliver a presentation on "Fundamentals Stage Thyroid Ablation." 	09:40am - 10:00am	Bilik Persidangan
Session Presentation by Prof Lin	<ul style="list-style-type: none"> Prof Lin will deliver a presentation on "Advanced Stage Thyroid Ablation." 	10:00am - 10:30am	Bilik Persidangan
Hands-on Training with Dummies	<ul style="list-style-type: none"> Group A: Hands-on demonstration of the Cambridge Interventional CRF machine by Prof. Lin and Dr. Siva followed by participant practice. Group B: Hands-on demonstration of the Hygea Microwave Machine by a vendor representative from China, followed by participant practice. 	10:30am - 12:00pm	Bilik Persidangan

AGENDA




MYSIR Annual Scientific Meeting 2025 (Pre-congress)



Professor Wei-Che Lin

and



Dr. Sivakumaran Karupayah



Hospital al-Sultan Abdullah, UiTM Puncak Alam



Wednesday, 18th June, 2025

07:45am - 05:00pm



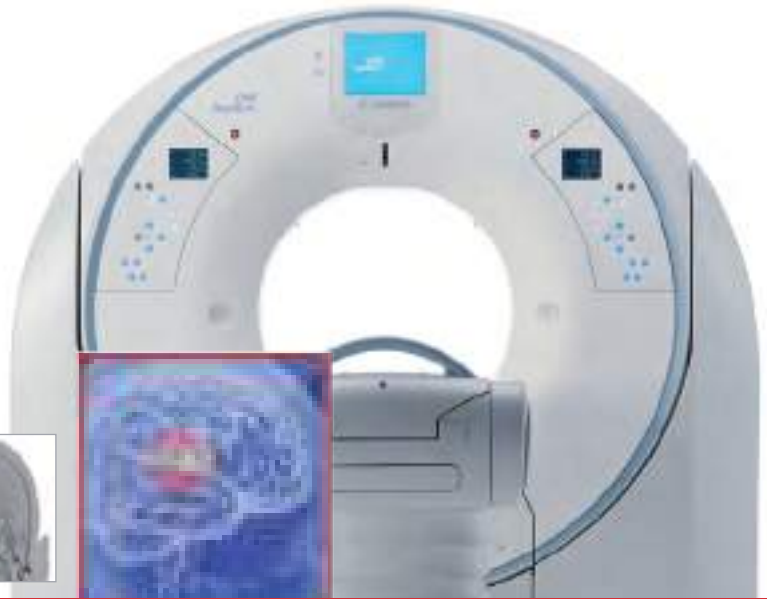

in collaboration with



Topic/Activity	Details	Time	Venue
Lunch Break.	<ul style="list-style-type: none">Refreshment and Networking.	12:00pm - 13:00pm	Bilik Persidangan
Hands-on Training with Dummies	<ul style="list-style-type: none">Group B: Hands-on demonstration of the Cambridge Interventional CRF machine by Prof. Lin and Dr.Siva followed by participant practice.Group A: Hands-on demonstration of the Hygea Microwave Machine by a vendor representative from China, followed by participant practice.	13:00pm – 02:30pm	Bilik Persidangan XX
Live Patient Operation Session	<ul style="list-style-type: none">Dr. Sivakumaran Karupayah will conduct the operation under governance of Prof Lin.Doctors are invited to enter and observe.	02:45pm - 05:00pm	Radiology Department
← End of The Day →			

Meaningful innovation.
Made possible.

Made For life



Pre-Congress Workshop *Canon CT Neuro Perfusion Workshop*

MYSIR 2025
18th June

Bilik Persidangan 1
Hospital Al-Sultan Abdullah, UiTM Puncak Alam



Dr. Siti Salwa Mohamad Zaini
Neuroradiology
Prince Court Medical Centre



Dr. Nur Asma Sapial
Neuroradiology
Hospital Pakar Universiti Sains Malaysia



Mr. Sarvavicknesh Selvarajah @ Vicky
Manager of Clinical Application Dept.
Canon Medical Systems Malaysia

Programme

8.30 - 9.00 am
Introduction to Brain Perfusion-Stroke CT
Dr. Siti Salwa Mohamad Zaini

9.00 - 10.00 am
Hands-on Workshop with Case Studies
Dr. Siti Salwa Mohamad Zaini

10.00 - 10.20 am
Tea Break

10.20 - 10.50 am
Automation Platform – Empower Your
Healthcare Workflow
Mr. Sarvavicknesh

10.50 - 11.35 am
Maximizing Diagnostic Yield in Stroke Imaging:
CT Perfusion Case Studies with Legacy Technology
Dr. Nur Asma Sapial

CANON MEDICAL SYSTEMS MALAYSIA SDN. BHD.

Co. Registration No. 201301033340 (1063170-D)

MDA Establishment License (MDA- 4830-WDP123)

LOT 2-5, JALAN SU/6A, LION INDUSTRIAL PARK, SECTION 26,
40400 SHAH ALAM, SELANGOR DARUL EHSAN, MALAYSIA.
TEL: +603-5192-1188 (GENERAL LINE) FAX: +603-5191-6363 (SALES) / +603-5192-2014 (SERVICE)
EMAIL: sales@my.medical.canon / service@my.medical.canon

Canon Medical Systems Malaysia      

www.my.medical.canon

Pre-Congress Workshop: Interventional Radiology Nurses

18 June 2025

Venue: Hospital Al-Sultan Abdullah (HASA), UITM Puncak Alam

The Man on the Right, the Right-Hand Man

- ◆ Master the art of **assisting in interventional radiology procedures**
- ◆ Gain **hands-on experience** from expert practitioners
- ◆ Enhance **collaboration skills** with experienced interventional radiologists

08:00 - 08:20	Registration
08:25 - 08:30	Welcome Speech
08:35 - 08:50	Lecture 1: Assisting in Neurointervention (Aneurysm & AVM/AVF Embolisation)
08:55 - 09:10	Lecture 2: Assisting in Body Interventions (TACE & Haemorrhagic Emergencies)
09:15 - 09:30	Lecture 3: Assisting in Neurointervention (Stroke & Carotid Artery Stenting)
09:35 - 09:50	Q&A Session with All Speakers
09:50 - 10:20	Coffee Break
10:20 - 10:35	Hands-on Demonstration: Neurointervention
10:40 - 10:55	Hands-on Demonstration: Body Interventions
11:00 - 11:15	Hands-on Demonstration: Stroke & Carotid Artery Stenting
11:20 - 13:00	Hands-on Rotations (3 Stations, 30 mins each) Participants divided into 3 Groups and to rotate to each station for hands-on experience. 30 minutes each station and 5 minutes gap to rotate.
11:20 - 11:50	Rotation Hands-on: Neurointervention
11:55 - 12:25	Rotation Hands-on: Body Interventions
12:30 - 13:00	Rotation Hands-on: Stroke & Carotid Artery Stenting
13:00pm	Summary of Key Takeaways & Closing Remarks

Expert Speakers

SSN Chong Pau Khee – National Neuroscience Institute, Singapore

Topic: Assisting in Neurointervention

- Aneurysm embolisation (simple coiling, balloon/stent-assisted coiling, flow diverter stenting)
- AVM/AVF embolization

SN Wan Nur Afifah Bt Ismail – Hospital Kuala Lumpur

Topic: Assisting in Body Intervention

- TACE
- Haemorrhagic emergencies (BAE, GI bleed, vascular injuries, pseudoaneurysm management)

SN Nazhirah – Hospital Pengajar UPM

Topic: Assisting in Neurointervention

- Stroke intervention (mechanical thrombectomy, angioplasty, and stenting)
- Carotid artery angioplasty and stenting

Proudly Supported by **Medcin Pharma** and **Balt Extrusion**



Medcin Pharma Sdn.Bhd.



**MYSIR
ANNUAL SCIENTIFIC MEETING
PRE-CONGRESS by BAYER**

LECTURE & Gd-EOB MRI LIVE SCAN

Wednesday, JUNE 18, 2025

9.30 AM – 12.30 AM,

Hospital Al-Sultan Abdullah – Radiology Dept. Conference Room

Speaker



Dr. Linda Brown

Bumrungrad Hospital,
Bangkok, Thailand

Co-Speaker



Dr. Mohana Letchumanan

Hospital Selayang,
Malaysia

MRI Application Facilitator



Mr Tony Ong

Regional Application Manager,
Bayer Radiology, APAC

AGENDA

8.30 AM

Registration & Opening Remarks (Live Scan to Start Concurrently)

9.30 AM

Pits and Pearls of Gd-EOB-DTPA-enhanced MRI by Dr Linda Brown

10.45 AM

Clinical Image Review & Quiz by Dr Mohana Letchumanan

12.00 PM

Closing Ceremony & Lunch

Programme at a Glance **Day 1-2**

DAY 1

19th June 2025 (Thursday)

Time	Lecture Hall A	Lecture Hall B
07:30	Registration Counter Opens	
08:30 - 10:00	Interventional Oncology	Basic IR 1
10:00 - 10:30	Penumbra Tea Symposium	Merit Medical Tea Symposium
10:30 - 12:00	Opening Ceremony	
12:00 - 13:30	Canon Medical Lunch Symposium	Siemens Healthineers Lunch Symposium
	Lunch Break, Exhibit Visit & Moderated Poster Judging Session	
13:30 - 15:00	MSK	Allied Health 1
15:00 - 15:30	Exza Medical Tea Symposium	Medexp Tea Symposium
15:30 - 17:00	Non-Vascular	Neuro IR 1
17:00	End of Day 1	

DAY 2

20th June 2025 (Friday)

Time	Lecture Hall A	Lecture Hall B	HASA Cafeteria
07:30	Registration Counter Opens		
08:30 - 10:00	Vascular Intervention 1	Basic IR 2	
10:00 - 10:30	Boston Scientific Tea Symposium	BD Tea Symposium	
10:30 - 12:00	Know Your Armamentarium in Neurointervention	Allied Health 2	Tea with IRon Ladies
12:00 - 14:30	BD Lunch Symposium	Gaia Medical Lunch Symposium	12:00-12:15: Siemens Healthineers Talk
14:30 - 15:45	Career in IR	Basic IR 3	
15:45 - 16:15	Medtronic Tea Symposium	Healthcon Tea Symposium	
16:15 - 17:30	NKOTB - How I Do It	Oral Presentations	
18:30 - 21:00	Gala Dinner - IRidescent: Night & Lights @ Dewan Berlian		

Programme is correct at the time of publishing. The organising committee reserves its rights to amend the programme at their best jurisdiction. Publishing date as of 15 June 2025.

Programme at a Glance **Day 3**

DAY 3

21st June 2025 (Saturday)

Time	Lecture Hall A	Lecture Hall B
07:30	Registration Counter Opens	
08:30 - 10:00	IR Fellows Feud	Vascular Intervention 2
10:00 - 10:30	Bayer Tea Symposium	Medcin Pharma Tea Symposium
10:30 - 12:00	IR Games	The Neurointerventionist
12:00 - 13:30	Lunch Break & Exhibit Visit	Inari Lunch Symposium
13:30 - 15:00	Allied Health 3	MYSIR Annual General Meeting 2025
15:00 - 16:00	Closing Ceremony & Award Presentations	
16:30	End of Conference	

Detailed Programme

DAY 1**HALL A**19th June 2025 (Thursday)

0730	Registration Counter Opens	
0830 - 1000	Interventional Oncology Moderators: Ng Wei Lin & Lee Chun Cheng	
0830 - 0845	Intra-Arterial Therapy for Retinoblastoma: How I Do It	Ganeshwara Durai Raja Lingam
0845 - 0900	Neuroanatomic Consideration in Lung Ablation	Melisa Lim
0900 - 0915	Personalised Dosimetry in SIRT for Primary and Secondary Liver Tumours	Boey Ching Yeen
0915 - 0930	Transarterial Therapy for Neuroendocrine Liver Metastases	Ridzuan Abdul Rahim
0930 - 0945	Imaging of Atypical HCC	Linda Brown
0945 - 1000	Q&A	All
1000 - 1030	Penumbra Tea Symposium Moderator: Ng Wei Lin	
	The Role of Penumbra CAVT™ in PE Intervention	Lau Jia Him
	Venous Intervention: My Clinical Experience in India	Kartikeyan Damodharan
1030 - 1200	Opening Ceremony	
1110 - 1155	The Future of Interventional Radiology	Ahmad Sobri Muda
1200 - 1300	Canon Medical Lunch Symposium	
	Hybrid AngioCT for IR: From Navigation to Therapy	Leong Sum
	Canon Alphenix Single Plane Made A Difference: A Single-Center Experience	Nasibah Mohamad
1300 - 1330	Lunch Break, Exhibit Visit & Moderated Poster Judging Session	
1330 - 1500	MSK Moderators: Naveen Rajadurai & Roger Tok	
1330 - 1345	Tips & Tricks on Performing a Bone Biopsy	Roger Tok
1345 - 1400	Pelvic Tumour Interventions	Leong Sum
1400 - 1415	MSK Embolization for Frozen Shoulder	Panat Nisityotakul
1415 - 1430	Epidurolysis - Is It For All Back Pain?	Naveen Rajadurai
1430 - 1445	Management of Tarlov Cysts	Lee Chun Cheng
1445 - 1500	Q&A	All
1500 - 1530	Exza Medical Tea Symposium Moderator: Ridzuan Abdul Rahim	
	Small Device, Big Impact: Redefining Emulsion in cTACE with Piolax	Eric Chung & Muhammad Zahid Abdul Muien
1530 - 1700	Non-Vascular Moderators: Melisa Lim & Leong Sum	
1530 - 1545	The Application of Cryoablation in High Risk Liver Tumours	Hong Xin Niu
1545 - 1600	Parathyroid Thermal Ablation: A Game Changer or Temporary Alternative?	Lin Wei-Che
1600 - 1615	Argon Plasma Coagulation for Malignant Biliary Stricture	Alex Tang
1615 - 1630	Electrochemotherapy for Pancreatic Carcinoma	Basri Johan Jeet Abdullah
1630 - 1645	Introduction to IRE: How I Start My Practice 	Julien Garnon
1645 - 1700	Q&A	All
1700	End of Day 1	

Detailed Programme

DAY 1**HALL B****19th June 2025 (Thursday)**

0730	Registration Counter Opens	
0830 - 1000	Basic IR 1 Moderators: Sim See Khim & Tan Hooi Lam	
0830 - 0845	Tools of the IR Trade	Koh Seng Hong
0845 - 0900	Fundamentals of Image Guided Biopsy	Mohd Hafizuddin Husin
0900 - 0915	Image Guided Drainages	Loi Kai Seng
0915 - 0930	US Vessel Puncture Technique	Aida Shazlin Hamiddin
0930 - 0945	Safe Sedation in IR	Fauziah Ahmad
0945 - 1000	Q&A	All
1000 - 1030	Merit Medical Tea Symposium Moderator: Nasibah Mohamad	Too Chow Wei
	Drug Eluting Microsphere and Transradial Access: Conventional, Combination and Cutting-Edge Uses	
1030 - 1200	Opening Ceremony & Plenary Lecture in Hall A	
1200 - 1300	Siemens Healthineers Lunch Symposium	Leong Yuh Yang
	Beyond 3D: Advancing Insights in Complex Neurovascular Angioarchitecture	
1300 - 1330	Lunch Break, Exhibit Visit & Moderated Poster Judging Sessions	
1330 - 1500	Allied Health 1 Moderators: Mohammad Mudzakir Zainal Alam & Nor Syahirah Azira	
1330 - 1345	Interventional Radiology: Back to Basics	Lee Chin Chew
1345 - 1400	Interventional Radiology Nursing: Roles and Responsibility	Mazirah Johari
1400 - 1415	IR Trolley Preparation & Assisting IR Procedures	Siti Nurhidayah Ahmad
1415 - 1430	Radiographer Responsibilities in the Cardiac Catheterization Laboratory	Deneskh Kumar Arjunan
1430 - 1445	Post Procedure Care: Vascular Accesses and Puncture Sites	Noorhaniza Abu Hassan
1445 - 1500	Q&A	All
1500 - 1530	Medexp Tea Symposium Moderator: Arvin Rajadurai	Ch'ng Li Shyan
	Innovation Vascular Access: Advancing Protection with Chlorog+ard® Technology in PICC	
	Revolutionizing Interventional Radiology: The Role of Powered Bone Biopsy in Difficult Lesions	
1530 - 1700	Neuro IR 1 Moderators: Strahan Teoh & Wan Muhammad Nazief Wan Hassan	
1530 - 1545	The Ups, Downs and Swirls of the Neuroarterial Systems	Rajeev Shamsuddin Perisamy
1545 - 1600	The aMAZEing ECA Anatomy	Mohd Hafizuddin Husin
1600 - 1615	The ECA ICA Anastomosis: The Bridge to Survival or Doom?	Wan Muhammad Ibrahim Wan Azman
1615 - 1630	Cerebral Angiography - Negotiating Difficult Arches, Cervical Loops and Carotid Siphons	Stephen Mah Sin Yeat
1630 - 1645	Beyond 2D DSA - Navigating Through the Other Dimensions	Bibi Sadaqat Rahim
1645 - 1700	Q&A	All
1700	End of Day 1	

Innovative Intervention Strategies for VTE

Thursday, 19 June 2025 | 10:00–10:30 | Lecture Hall A

SPEAKERS



Dr. Karthikeyan Damodharan

Director,
Vascular & Interventional Radiology,
MIOT Hospitals Chennai



Dr. Ng Wei Lin

Head of Unit,
Interventional Radiology,
University Malaya Medical Center



Dr. Lau Jia Him

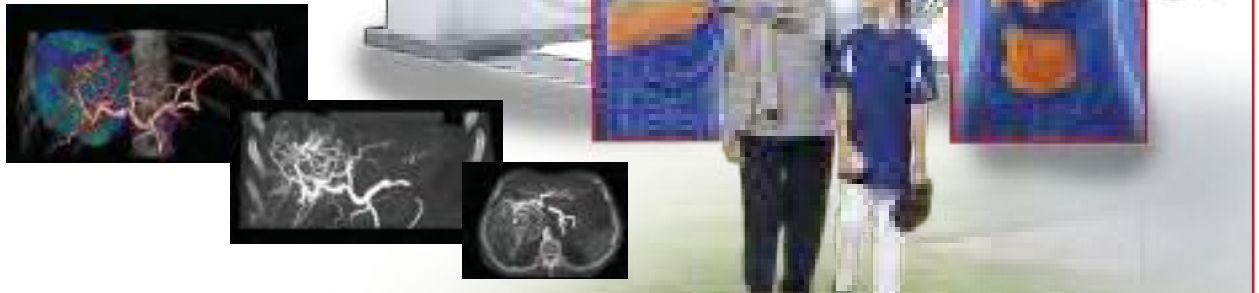
Consultant,
Interventional Neuroradiology & Interventional Radiology,
Sunway Medical Centre Ipoh

10:00	Opening Remarks by Dr. Ng Wei Lin, Malaysia
10:00–10:12	The Role of Penumbra CAVT™ in PE Intervention by Dr. Lau Jia Him, Malaysia
10:12–10:24	Venous Intervention: My Clinical Experience in India by Dr. Karthikeyan Damodharan, India
10:24–10:30	Q&A and Open Discussion
10:30	Closing Remarks by Dr. Ng Wei Lin, Malaysia

Images used with permission. Consents on file at Penumbra, Inc. Procedural and operative techniques and considerations are illustrative examples from physician experience. Physicians' treatment and technique decisions will vary based on their medical judgment. Individual results may vary depending on patient-specific attributes and other factors. Product availability varies by country. Please contact your local Penumbra representative for more information. Copyright ©2025 Penumbra, Inc. All rights reserved. The Penumbra P logo and CAVT are registered trademarks or trademarks of Penumbra, Inc. in the USA and other countries.

Meaningful innovation.
Made possible.

Made For life



Canon Lunch Symposium

MYSIR 2025
19th June

Lecture Hall A | 12.00 - 1.00pm | UiTM Puncak Alam



Hybrid AngioCT for IR: From Navigation to Therapy

Dr. Leong Sum

Vascular and Interventional Radiology
Singapore General Hospital



Canon Alphenix Single Plane Made a Difference: A Single-Center Experience

Dr. Nasibah Mohamad

Interventional Radiology
Hospital Pakar Universiti Sains Malaysia

CANON MEDICAL SYSTEMS MALAYSIA SDN. BHD.

Co. Registration No. 201301033340 (1063170-D)

MDA Establishment License (MDA- 4830-WDP123)

LOT 2-5, JALAN SU/6A, LION INDUSTRIAL PARK, SECTION 26,
40400 SHAH ALAM, SELANGOR DARUL EHSAN, MALAYSIA.
TEL: +603-5192-1188 (GENERAL LINE) FAX: +603-5191-6363 (SALES) / +603-5192-2014 (SERVICE)
EMAIL: sales@my.medical.canon / service@my.medical.canon

Canon Medical Systems Malaysia      

www.my.medical.canon



Small Device, Big Impact:

Redefining Emulsion in cTACE with Piolax

Speaker 1 : **Dr Muhammad Zahid bin Abdul Muien**
Clinical Radiologist, IR Fellow, HCTM

Speaker 2 : **Dr. Eric Chung**
Interventional Radiologist, PPUM

Dr Ridzuan Bin Abdul Rahim as Chairperson
Interventional Radiologist, IKN

19th June, 2025 (Day 1) 3:00PM to 3:30PM
Venue: Lecture Hall A

Join us now!



MERTMEDICA®

WE ARE PLEASED TO INVITE YOU TO JOIN

TEA SYMPOSIUM B

**DRUG ELUTING MICROSPHERE AND
TRANSRADIAL ACCESS: CONVENTIONAL, COMBINATION AND
CUTTING - EDGE USES**

Thursday, 19th June 2025 | 10:00 – 10:30 AM
Lecture Hall B

Chairperson



Dr. Nasibah Binti Mohamad
Clinical and Interventional Radiologist
Hospital Universiti Sains Malaysia

Speaker



Dr. Too Chow Wei
Senior Consultant
Vascular & Interventional Radiology
Singapore General Hospital

Beyond 3D:
Advancing Insights in
Complex Neurovascular
Angioarchitecture



19 June 2025

12 PM – 1 PM

Lecture Hall B



Dr. Leong Yuh Yang

Interventional and Neuro-
interventional Radiologist,
Hospital Canselor Tuanku Muhriz
UKM

You are cordially invited to attend our Tea Symposium!



Date : Day 1, 19 June 2025



Time : 3:00 PM – 3:30 PM



Venue : Lecture Hall B

Chairperson



Dr Arvin Rajadurai
Interventional Radiologist
Pantai Hospital Kuala Lumpur

Speaker 1



Assoc. Prof. Dr. Ch'ng Li Shyan

Interventional Radiologist

Hospital Al-Sultan Abdullah, UiTM Puncak Alam

Speaker 2



Dr Lee Chun Cheng

Interventional Radiologist

Sunway Medical Centre

Topic

Innovation Vascular Access: Advancing Protection with Chlorag+ard® Technology in PICC

Topic

Revolutionizing Interventional Radiology: The Role of Powered Bone Biopsy in Difficult Lesions

Time: 3:00 PM – 3:15 PM

Time: 3:15 PM – 3:30 PM



**Join us
for hands-on session
at Teleflex booth
G02 by 3.45pm!**



Brought to you by:

Teleflex

Distributed by:



Contact Us

Verra: 012-5405927

Gordon: 012-6556728

Steven: 016-4170718

Detailed Programme

DAY 2**HALL A****20th June 2025 (Friday)**

0730	Registration Counter Opens	
0830 - 1000	Vascular Intervention 1 Moderators: Ch'ng Li Shyan & Loh Kok Beng	
0830 - 0845	Endovascular Management of Deep Venous Thrombosis	Kartikeyan Damodharan
0845 - 0900	Pulmonary Embolism: Choosing the Right Weapon	Arvin Rajadurai
0900 - 0915	Portal Venous Stenting: Indications, Technique and Outcomes	Leong Sum
0915 - 0930	Innovation TACS Breast and Lung: The Hori Method	Nur Yazmin Yaacob
0930 - 0945	GnRH enhanced Uterine Artery Embolisation for Adenomyosis	Alex Tang
0945 - 1000	Q&A	All
1000 - 1030	Boston Scientific Tea Symposium Moderator: Alex Tang	
	Management of PE and DVT with EKOS	Mohd Fariq Mohd Yusof
1030 - 1200	Know Your Armamentarium in Neurointervention Moderators: Stephen Mah Sin Yeat & Rajeev Shamsuddin Perisamy	
1030 - 1045	Equipment Selection and Compatibility in Neuro IR: Sheaths, Guiders, Microcatheters and Microwires	Md Yuzairif Md Yusof
1045 - 1100	Arsenals in Stroke Intervention: Guiders, Aspiration and Intermediate Catheters, Stent Retrievers	Strahan Teoh
1100 - 1115	Intracranial Balloons and Stents - Are They All The Same?	Arvin Rajadurai
1115 - 1130	The Yin of Neurointervention: The Liquids	Wan Muhammad Nazief Wan Hassan
1130 - 1145	The Yang of Neurointervention: The Coils	Bibi Sadaqat Rahim
1145 - 1200	Q&A	All
1200 - 1300	BD Lunch Symposium Moderator: Anushya Vijayananthan	
	Optimising PICC Practice: From Arm to Atrium	Leong Sum
1430 - 1545	Career in IR Moderators: Shahrina Man Harun & Leong Yuh Yang	
1430 - 1445	Acing EBIR	Isa Azzaki Zainal
1445 - 1500	Utilising Social Media to Boost IR Services	Panat Nisityotakul
1500 - 1515	Diversifying & Broadening Your IR Career	Ahmad Sobri Muda
1515 - 1530	Innovations in IR	Basri Johan Jeet Abdullah
1530 - 1545	Q&A	All
1545 - 1615	Medtronic Tea Symposium	
	Pipeline Shield: Setting the Benchmark for Flow Diversion Excellence Worldwide	Suyama Kenichiro
1615 - 1730	NKOTB - How I Do It Moderators: Basri Johan Jeet Abdullah & Anushya Vijayananthan	
1615 - 1630	Fistulothrombectomy	Ng Wei Lin
1630 - 1645	Alcohol TACE	Nur Yazmin Yaacob
1645 - 1700	Interventional Pain / Nerve Blocks	Lee Chun Cheng
1700 - 1715	Neuro IR	Md Yuzairif Md Yusof
1715 - 1730	Q&A	All
1830 - 2100	Gala Dinner - IRidescent: Night & Lights @ Dewan Berlian	

Detailed Programme

DAY 2**HALL B****20th June 2025 (Friday)**

0730	Registration Counter Opens	
0830 - 1000	Basic IR 2 Moderators: Wan Muhammad Ibrahim Wan Azman & Ridzuan Abdul Rahim	
0830 - 0845	"Pegang Wire": Is It Forever?	Tan Hooi Lam
0845 - 0900	Chemoport Insertion	Anis Shafina Mahfudz
0900 - 0915	Genitourinary Intervention	Sim See Khim
0915 - 0930	Hepatobiliary Intervention	Aida Shazlin Hamiddin
0930 - 0945	Haemodialysis Access	Koh Seng Hong
0945 - 1000	Q&A	All
1000 - 1030	BD Tea Symposium	
	PICC Me Up: Why This Line Deserves More Love	Leong Sum
1030 - 1200	Allied Health 2 Moderators: Abdull Fatah Firdaus Abdull Manaf & Noorhaniza Abu Hassan	
1030 - 1045	Sterility and Draping Techniques	Nurizyan Norazmi
1045 - 1100	Ergonomics in IR	Mohd Faqru'l Ghani
1100 - 1115	Embolic Material Preparation Techniques	Oga Singin Darius
1115 - 1130	CT Guided: Technical Tips & Trick	Mohd Kamil Mohamad Fabell
1130 - 1145	Role of Nurses in Distal Transradial TACE	Nor Syahirah Azira Rosaland
1145 - 1200	Q&A	All
1200 - 1300	Gaia Medical Lunch Symposium	
	Fundamentals of MSK Embolisation and My Experiences in Thailand	Panat Nisityotakul
	Wire Techniques for Challenging Crossing in PTA Procedures	Lim Shueh Hao
1430 - 1545	Basic IR 3 Moderators: Aida Shazlin Hamiddin & Loi Kai Seng	
1430 - 1445	Fundamentals of Arterial Intervention	Ch'ng Li Shyan
1445 - 1500	Overview of Gynaecological Intervention	Anushya Vijayananthan
1500 - 1515	Basic Oncology for Interventional Radiologists	Nur Adila Mokhtar
1515 - 1530	Interventional Oncology 101	Ridzuan Abdul Rahim
1530 - 1545	Q&A	All
1545 - 1615	Healthcon Tea Symposium	
	Percutaneous Irreversible Electroporation Combined With Radioactive Seeds Treatment for Advanced Pancreatic Cancer	Tong-guo Si

Detailed Programme

DAY 2**HALL B**20th June 2025 (Friday)

1615 - 1730	Oral Presentations Moderators: Mohd Hafizuddin Husin & Isa Azzaki Zainal	
1615 - 1630	Pre-Operative Embolization of Phyllodes Breast Tumor in Pregnant Patient: Pre-Procedure Simulation Protocol and Radiation Safety Measures	Khadijah Hamzah
1630 - 1645	Discordance Between Planar Scintigraphy and SPECT/CT in Tc-99m MAA Lung Shunt Fraction Calculations and its Association with Post Y-90 Radioembolization Complications	Eugene Lau Ing Yew
1645 - 1700	Advancements in Forensic Investigation: Clinical Post-Mortem CT Guided Biopsy as Adjunct Diagnostic Tool in Covid-19 Pneumonia Death	Mohd Ashyiraff Ilani Ismail
1700 - 1715	Predictive Value of Flair Hyperintense Vessels Sign for Large Vessel Occlusion in Hyperacute Stroke	Nurain Mahfar
1715 - 1730	AI-Assisted Detection of Hyperintense Vessel Sign on FLAIR MRI: A Novel Triage Tool for Acute Ischemic Stroke Management	Muhammad Izzat Ahmad Sabri
1830 - 2100	Gala Dinner - IRidescent: Night & Lights @ Dewan Berlian	

DAY 2**HASA Cafeteria**20th June 2025 (Friday)

0730	Registration Counter Opens	
1030 - 1200	Siemens Healthineers Talk Tea with the IRon Ladies Moderators: Anushya Vijayananthan & Jeyaledchumy Mahadevan	
1030 - 1045	Balancing IR Career vs. Family	Nur Ilyana Aripin
1045 - 1100	Health and Wellness in IR	Nur Yazmin Yaacob
1100 - 1115	The Right Mindset for Success	Anushya Vijayananthan
1115 - 1130	Effective Teamworking in IR	Shahrina Man Harun
1130 - 1145	Insights From My IR Career	Josephine Subramaniam
1145 - 1200	She's in the Room: IR Through the Eyes of a Female Radiographer	Nur Amirah Mahadi
1200 - 1215	Q&A	All
1830 - 2100	Gala Dinner - IRidescent: Night & Lights @ Dewan Berlian	

Establishing Foundations, **Aspiring Excellence**



MYSIR ASM GALA DINNER

“IRIDESCENT: NIGHT & LIGHTS” *A Gala Night Like No Other!*

20 June 2025

6:30 PM

Dewan Berlian, UiTM Puncak Alam

Step into a world where elegance meets neon,
an immersive celebration under shimmering lights



* To RSVP for the dinner, please ensure you have an active delegate account on the website.
Respond via the form in your delegate dashboard to secure your spot.

CLOT CLARITY EKOS IN PRACTICE

AGENDA



OPENING SPEECH

DR. ALEX TANG



MANAGEMENT OF PE AND DVT WITH EKOS

DR. FARIQ YUSOF



Q&A



HANDS-ON DEMO:

EKOS SET-UP & INSERTION
(SUBJECT TO TIME AVAILABILITY)

SPEAKER



**Dr. Mohd Fariq
Bin Mohd Yusof**

Consultant Radiologist and
Interventional Radiologist

CHAIRPERSON



**Dr. Alex Tang
Ah Lak**

Senior Consultant Vascular and
Interventional Radiologist

HOSPITAL AL-SULTAN ABDULLAH,
LECTURE HALL A
TEA SYMPOSIUM E

20 JUNE 2025 (FRIDAY)
10.00 AM - 10.30 AM



Your Choice. Your PICC.

with **Dr. Leong Sum**

Senior Consultant, Vascular and Interventional
Radiology at Singapore General Hospital



PICC Me Up: Why This Line Deserves More Love

 20 June 2025, Friday


 10:00AM – 10:30AM

 Lecture Hall B

Optimising PICC Practice: From Arm to Atrium

 20 June 2025, Friday

 12:00PM – 1:00PM

 Lecture Hall A

Why attend?

Join Dr. Leong Sum (MB BCH, MSc Med Ed, IMRCS, FFRRCSI) for a tea and lunch symposium as he covers best practices for insertion and maintenance to enhance patient outcomes, sharing valuable insights and expertise for all HCPs.

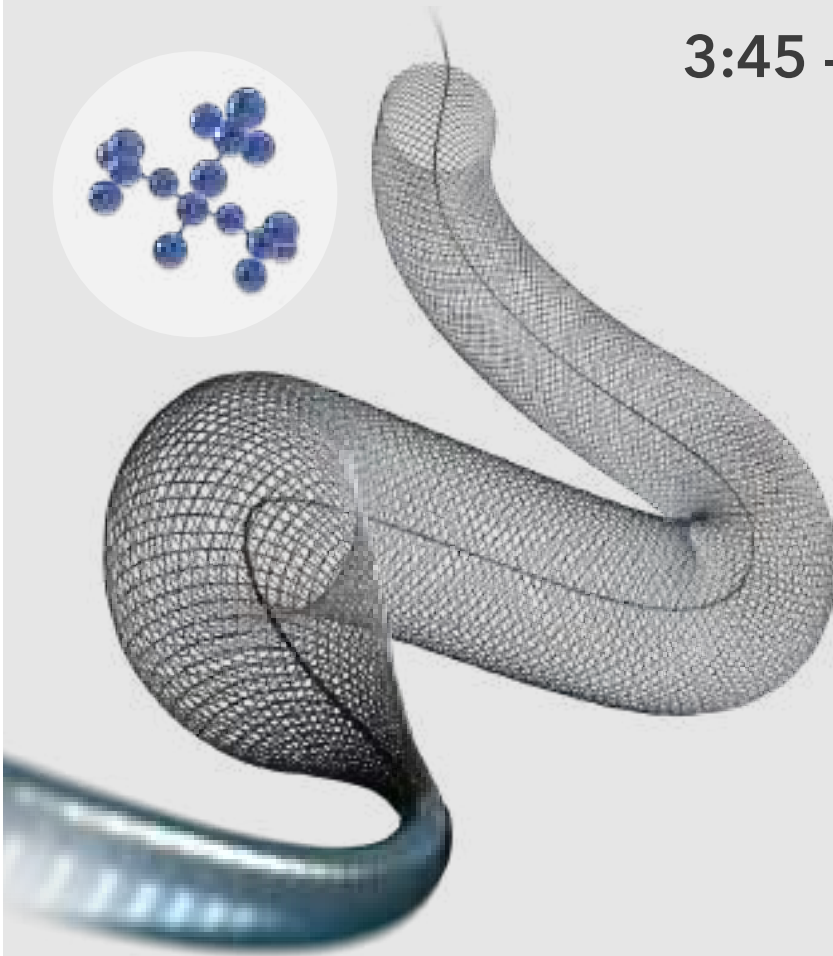
Scan or click
here to register
for these events.



Pipeline Shield Tea Symposium

20th June 2025 (Friday)

3:45 – 4:15PM @Lecture Hall A



Pioneering

Unrivaled legacy
of innovation

Efficacy

Setting the bar for
safe and effective
aneurysm treatment

Versatility

More tailored
treatment with a
wide range of sizes

Setting the benchmark for flow diversion excellence worldwide.



SPEAKER

Dr Suyama Kenichiro

Assistant Professor

Department of Neurosurgery

Fujita University School of Medicine, Japan

Malaysian Society of
Interventional Radiology

WIRING THROUGH COMPLEXITY

20 (FRI)
JUN, 2025
12.00 - 13.00

SPEAKER



Panat Nisityotakul, M.D.
Vachira Phrakert Hospital, Thailand

TOPIC & LECTURE

*“Fundamentals of MSK Embolisation
and my experiences in Thailand”*

*“Wire techniques for challenging
crossing in PTA procedures +
Shockwave IVL”*



Lim Shueh Hao, M.D.
Wellington Hospital, New Zealand

Sponsored by

 Your dreams. Meten together.
ASAHI INTECC



SPONSORED TEA SYMPOSIUM (H)

**PERCUTANEOUS IRREVERSIBLE ELECTROPORATION
COMBINED WITH RADIOACTIVE SEEDS TREATMENT
FOR ADVANCED PANCREATIC CANCER**



**FRIDAY
20 JUNE 2025**



**TIME
3.45 PM – 4:15 PM**



**VENUE
Lecture Hall B
Hosp Al- Sultan Abdullah
UiTM Puncak Alam**



Speaker

Prof. Dr Tong-guo Si

Director of Intereventional Therapy Dept
Tianjin Medical University
Cancer Hospital Airport Hospital

For more Information, please
visit our booth at

S07

Tea with the *Iron Ladies*


HASA Cafeteria
20th June 2025 | 1030AM - 1200PM



**Balancing
IR Career vs. Family**
Nur Ilyana Aripin



**Health and Wellness
in IR**
Nur Yazmin Yaacob




**The Right Mindset
for Success**
Anushya Vijayananthan



**Effective
Teamworking in IR**
Shahrina Man Harun



**Insights From
My IR Career**
Josephine Subramaniam



**She's in the Room:
IR Through the Eyes of a
Female Radiographer**
Nur Amirah Mahadi

Detailed Programme

DAY 3

HALL A

21st June 2025 (Saturday)

0730	Registration Counter Opens	
0830 - 1000	IR Fellows Feud Moderator: Ch'ng Li Shyan Panellists: Josephine Subramaniam, Nur Yazmin Yaacob & Md Yuzairif Md Yusof	
0830 - 0845	University of Malaya	Ng Yi De
0845 - 0900	Universiti Putra Malaysia	Mohd Hanif
0900 - 0915	Universiti Kebangsaan Malaysia	Rusli Zaim Rusli
0915 - 0930	Hospital Kuala Lumpur, Ministry of Health	Loi Kai Seng
0930 - 0945	Hospital Sungai Buloh, Ministry of Health	Koh Seng Hong
0945 - 1000	Fellows Feud: Fight to the Finish	
1000 - 1030	Bayer Tea Symposium Hepatocellular Carcinoma: Summary of Gadoxetic Acid, Guidelines and Consensus Statement Updates	May Lau
1030 - 1200	IR Games Moderators: Anis Shafina Mahfudz & Antony Kuruville	
1200 - 1330	Lunch Break and Exhibit Visit	
1330 - 1500	Allied Health 3 Moderators: Lee Chin Chew & Nurizyan Norazmi	
1330 - 1345	Medication Mixing for IR Nurses	Noraizan Ismail
1345 - 1400	Pediatric Intervention: Radiographer's Dos & Don'ts	Abdull Fatah Firdaus Abdull Manaf
1400 - 1415	Infection Control in IR	Adilah Adnan
1415 - 1430	Special Imaging Applications in IR	Mohammad Mudzakir Zainal Alam
1430 - 1445	IR Inventory Management	Antony Kuruville
1445 - 1500	Q&A	All
1500 - 1600	Closing Ceremony & Award Presentations	
1600	End of Conference	

Detailed Programme

DAY 3**HALL B****21st June 2025 (Saturday)**

0730	Registration Counter Opens	
0830 - 1000	Vascular Intervention 2 Moderators: Ganeshwara Durai Raja Lingam & Melisa Lim	
0830 - 0845	Understanding Arteriovenous Fistulas & Grafts	Ng Wei Lin
0845 - 0900	Endovascular Management of Immature AVF	Loh Kok Beng
0900 - 0915	Central Vein Occlusion: Deciding Between Stenting and Angioplasty	Nik Azuan Nik Ismail
0915 - 0930	Drug-Eluting Balloons in Dialysis Access: Evidence & Applications	Lim Shueh Hao
0930 - 0945	Collaborative Care in Dialysis Access Management: Synergy Between IRs, Surgeons and Nephrologists	Gan Chye Chung
0945 - 1000	Q&A	All
1000 - 1030	Medcin Pharma Tea Symposium Insights into Intracranial Aneurysms and AVM Interventions	Bibi Sadaqat Rahim
1030 - 1200	The Neurointerventionist Moderators: Khairul Azmi Abd Kadir & Leong Yuh Yang	
1030 - 1045	Managing Expectations In Neuro IR: Are We Perfect?	Jeyaledgechumy Mahadevan
1045 - 1100	Treatment Strategies and Objectives for Intracranial Aneurysms	Wickly Lee
1100 - 1115	Treatment Strategies and Objectives in Intracranial Shunts	Khairul Azmi Abd Kadir
1115 - 1130	The New Era of 'Larger' and 'Longer'. What's Stopping an EVT Now? Current Updates in Indications of Stroke Intervention	Koo Kim Lim
1130 - 1145	The ART of Mechanical Thrombectomy: Techniques in MT	Isa Azzaki Zainal
1145 - 1200	Q&A	All
1200 - 1300	Inari Lunch Symposium Chairperson: Loh Kok Beng Panelists: Arvin Rajadurai & Nik Farhan Nik Fuad Transforming DVT Care : Optimizing Outcomes with the ClotTrieve System Advancing Pulmonary Embolism Intervention: The FlowTrieve System in Clinical Practice	Lim Shueh Hao Joel Liu Jingkai
1330 - 1500	MYSIR ANNUAL GENERAL MEETING 2025 (MEMBERS ONLY)	
1500 - 1600	Closing Ceremony & Award Presentations	
1600	End of Conference	

Neuro Symposium

Lessons from Borneo: Insights into Intracranial Aneurysms and AVM Interventions

Date: 21 June 2025 (Saturday)

Time: 10am

Venue: Hall B

Speaker: Dr Bibi Sadaqat, Sarawak General Hospital



MySir 2025 - Lunch Symposium

Rethinking and Managing PE & DVT with Inari Thrombectomy System



Saturday, June 21, 2025

12:00 – 13:00 PM (MYT)

Presentations:

- **Transforming DVT care:
Optimizing outcomes with the ClotTrieve System**
- **Advancing Pulmonary Embolism Intervention:
The FlowTrieve System in Clinical Practice**

Chairperson

Dr. Loh Kok Beng
Interventional Radiologist
Hospital Pulau Pinang

Panelists

Dr Arvin Rajadurai
Interventional Radiologist
Pantai Hospital Kuala Lumpur

Dr Nik Farhan Nik Fuad
Diagnostic & Interventional Radiologist
Hospital Canselor Tuanku Muhriz



Dr Shueh Hao Lim, Clinical Director

Interventional Radiologist,
Wellington Regional Hospital



Dr. Joel Liu Jingkai

Interventional Radiologist,
Changi General Hospital, Singapore

E-Poster Presentations

DIAGNOSTIC IMAGING PERTAINING TO IR

ID	TITLE & PRESENTATION AUTHOR
ID011	"TEMPERING THE TUBE": HEAT ASSISTED MODIFICATION OF PIGTAIL CATHETER <i>Nor Haniza Arasad</i>
ID014	IMAGING IN ACUTE STROKE CARE: EFFICACY, LIMITATIONS AND OPPORTUNITIES - A SYSTEMATIC REVIEW <i>Izzna Shafinaz Abu Bakar</i>

EMERGENCY CASE

ID	TITLE & PRESENTATION AUTHOR
ID021	EMBOISATION OF BLEEDING GASTROESOPHAGEAL JUNCTION TUMOR <i>Jeremy Lim Jian Li</i>
ID039	WUNDERLICH SYNDROME IN PREGNANCY: NAVIGATING THE DIAGNOSTIC AND THERAPEUTIC DILEMMAS <i>Zalikhah Ismail Zulkifli</i>

HEPATOBILIARY INTERVENTION

ID	TITLE & PRESENTATION AUTHOR
ID004	RUPTURED HEPATOCELLULAR CARCINOMA (HCC) POST CHIROPRACTIC MANIPULATION <i>Ng Yun Hui</i>
ID041	ENDOVASCULAR APPROACH TO ACUTE HIGH FLOW GASTRIC VARICEAL BLEED SECONDARY TO HEPATOCELLULAR CARCINOMA ASSOCIATED ARTERIOPORTAL SHUNTS <i>Muhammad Zahid Abdul Muien</i>

INTERVENTIONAL ONCOLOGY

ID	TITLE & PRESENTATION AUTHOR
ID017	CUMULATIVE RADIATION DOSE IN A LIVER CANCER PATIENT UNDERGOING YTTRIUM-90 RADIOEMBOLIZATION: A DOSIMETRIC CASE STUDY <i>Siti Norsyafiqah Mohd Mustafa</i>
ID022	SEALING THE ESCAPE: HEPATIC VEIN BALLOON OCCLUSION ENABLING SAFE TACE IN AV SHUNTING HEPATOCELLULAR CARCINOMA <i>Muhammad Rafik Muhammad Shamad</i>
ID028	TRANSARTERIAL BLEOMYCIN TREATMENT FOR LIVER HEMANGIOMA <i>Nurizdiha Shukor</i>

E-Poster Presentations

NEUROINTERVENTION

ID	TITLE & PRESENTATION AUTHOR
ID006	RIGHT CAROTICAVERNOUS FISTULA WITH PREDOMINANT CONTRALATERAL OCULAR SYMPTOMS: A RARE PRESENTATION <i>Pavitra Vijayan</i>
ID012	RUPTURED ANEURYSM OF THE ARTERY OF DAVIDOFF AND SCHECHTER IN FALCOTENTORIAL DURAL ARTERIOVENOUS FISTULA: A CASE REPORT <i>Huzaifah Zharif Othman</i>
ID013	WHEN THE CURE TURNS CATASTROPHIC: DELAYED ANEURYSM RUPTURE AFTER FLOW DIVERTER STENTING <i>Khoo Kai Siang</i>
ID020	LIFE SAVING ENDOVASCULAR COIL TRAPPING EMBOLIZATION FOR AN INTRACRANIAL MYCOTIC ANEURYSM <i>Mohd Shafiq Mohd Azman</i>
ID024	PARENT ARTERY OCCLUSION FOR LEFT SUPRACLINOID ICA PSEUDOANEURYSM <i>Ahmad Khairulnaim Ahmad Kabir</i>
ID033	TRANSARTERIAL PRESSURE-COOKER TECHNIQUE EMBOLIZATION OF A COMPLEX DURAL ARTERIOVENOUS FISTULA THROUGH SINGLE FEEDER CATHETERIZATION: TECHNICAL SUCCESS IN A SINGLE SESSION <i>Mohamad Azwan Abdul Wahab</i>
ID036	PATIENT FOLLOW UP PROCEDURE FOR TISSUE REACTION EFFECT IN INTERVENTIONAL RADIOLOGY: HOSPITAL SUNGAI BULOH EXPERIENCE <i>Wan Nur Ain Wan Ghazali</i>
ID038	LATE, BUT NOT TOO LATE: REAL-EXPERIENCE OF EXTENDED WINDOW THROMBECTOMY <i>Nur Sakinah Abd Rasad</i>
ID040	CONTRAST STAINING POST-THROMBECTOMY: A DIAGNOSTIC PITFALL MIMICKING HEMORRHAGIC TRANSFORMATION <i>Tee Ming Teoh</i>
ID044	SPONTANEOUS REGRESSION OF CAVERNOMA: A RARE PHENOMENON ON SERIAL MRI BRAIN IMAGING <i>Huzaifah Paimin Abdullah Yusuf</i>

E-Poster Presentations

NON-VASCULAR INTERVENTION

ID	TITLE & PRESENTATION AUTHOR
ID008	TRIUMPH OVER LYMPH: A CASE REPORT ON THE EFFICACY OF LYMPHATIC EMBOLIZATION IN MANAGING POST-RENAL TRANSPLANT LYMPHOCELE <i>Muhammad Fakhri Ahmad</i>
ID019	INDOCYANINE GREEN (ICG) LOCALIZATION PRIOR TO VIDEO ASSISTED THORACOSCOPIC SURGERY (VATS). A SINGLE CENTER EXPERIENCE <i>Nur Fitrahiyah Mohd Makhtar</i>
ID031	TARGETED EPIDURAL BLOOD PATCH VIA POSTERIOR TRANSFORAMINAL APPROACH IN VENTRAL CSF LEAK: A CASE-BASED PERSPECTIVE <i>Nurain Mahfar</i>

PAEDIATRIC INTERVENTION

ID	TITLE & PRESENTATION AUTHOR
ID009	ENDOVASCULAR EMBOLISATION OF A TRAUMATIC INTERNAL ILIAC ARTERY PSEUDOANEURYSM WITH HIGH FLOW ARTERIOVENOUS FISTULA FOLLOWING BONE MARROW ASPIRATION IN A CHILD-A RARE COMPLICATION OF A COMMON PAEDIATRIC PROCEDURE <i>Adrian Chong Jin Yao</i>
ID010	OUTCOME OF BLEOMYCIN SCLEROTHERAPY IN PAEDIATRIC CYSTIC HYGROMA: A SINGLE CENTRE CASE SERIES <i>Tan Song Hwee</i>

RADIOGRAPHER

ID	TITLE & PRESENTATION AUTHOR
ID043	OPTIMIZING RADIOGRAPHER INVOLVEMENT IN TACE PROCEDURES USING EMBOLIZATION GUIDANCE: A COMPARATIVE ANALYSIS <i>Mohammad Hisyam Zukefli</i>

E-Poster Presentations

VASCULAR INTERVENTION

ID	TITLE & PRESENTATION AUTHOR
ID005	CHEMORADIOTHERAPY IN LUNG CANCER: A DOUBLE-EDGED SWORD – A CASE REPORT AND LITERATURE REVIEW OF SUPERIOR VENA CAVA OBSTRUCTION AS AN UNEXPECTED COMPLICATION <i>Pavitra Vijayan</i>
ID007	THE OUTCOME AND FACTORS INFLUENCING THE SUCCESS OF MECHANICAL THROMBECTOMY IN PATIENT WITH ARTERIOVENOUS FISTULAE THROMBOSIS IN HOSPITAL PAKAR UNIVERSITI SAINS MALAYSIA <i>Fatin Syahirah Sulaiman</i>
ID016	A VASCULAR SURPRISE: THE CASE OF THE HEPATIC ARTERY PSEUDOANEURYSM <i>Luqman Jamaludin</i>
ID018	A RARE CASE OF SUBCAPSULAR HEMATOMA WITH MULTIPLE PSEUDOANEURYSMS AT NON BIOPSY RELATED SITES FOLLOWING RENAL BIOPSY <i>Shamand Jeya Pragash</i>
ID026	FLUOROSCOPIC GUIDED JUGULAR CATHETER INSERTION FOR HEMODIALYSIS: COMPARISON OF OCCUPATIONAL DOSE BY ACCESS SITE AND POSITION DURING PROCEDURE <i>Mohammad Mudzakir Zainal Alam</i>
ID027	BLUNT INTRAORAL TRAUMA LEADING TO DELAYED ISCHEMIC STROKE IN A CHILD: A RARE CASE OF TRAUMATIC CAROTID DISSECTION AND VENOUS THROMBOSIS <i>Nurain Mahfar</i>
ID029	IMAGE-GUIDED BLEOMYCIN SCLEROTHERAPY WITH POPESCU SUTURING IN TWO PAEDIATRIC CASES OF LOWER LIP VASCULAR MALFORMATIONS <i>May Foo Tse Ling</i>
ID037	A SILENT VASCULAR TIME BOMB: A RARE PULMONARY ARTERY PSEUDOANEURYSM FROM METASTATIC ELBOW EPITHELOID SARCOMA IN A YOUNG ADULT TREATED WITH AMPLATZER PLUG EMBOLIZATION <i>Mohammad Aizat Kamal Md Shamuddin</i>
ID042	UPPER ARM CHEMOPORT PLACEMENT IN BREAST CANCER PATIENTS: TECHNICAL FEASIBILITY AND PATIENT-CENTERED OUTCOMES <i>Nur Farah Liyana Kamaruddin</i>
ID045	ENDOVASCULAR TREATMENT OF INADVERTENT CAROTID ARTERY PUNCTURES: A CASE SERIES FROM PPUKM EXPERIENCE <i>Rusli Zaim Rusli</i>

Your Choice. Your PICC.

PowerPICC™ catheters combine the efficacy of PICC access and power injection into **one catheter**.

PowerPICC™ Catheter

Allowing injection of contrast media for CECT (contrast-enhanced computed tomography) scans with a maximum rate of 5 mL/sec.¹

PowerPICC SOLO™ 2 Catheter

Designed for IV fluid, power injection, saline care and maintenance through **innovative valve technology**.²⁻³



References: 1. PowerPICC Nursing Instructions for Use 2. PowerPICC SOLO 2 IFU
3. PowerPICC SOLO Marketing Claims Verification Testing Report
BD, the BD logo, PowerPICC and PowerPICC Solo Catheter are trademarks of
Becton, Dickinson and Company. Registered under Act 737, GD5603523-127401.
© 2025 BD. All rights reserved. BD-150345

Meaningful innovation.
Made possible.

Made For life



Vantage Galan™ 3T

› Magnetic Resonance Imaging



Aquilion ONE
IN-SIGHT Edition

› Computed Tomography



Alphenix 4DCT

› Angiography



Alphenix 睿影

› Angiography



INTELLI-C

› Fluoroscopy



Radrex

› General X-ray



Mobirex i9

› Mobile X-ray



Aplio i-series
Prism Edition

› Ultrasound



Vitrea™

› Healthcare IT



Planmed
Mammography

› Mammography

CANON MEDICAL SYSTEMS MALAYSIA SDN. BHD.

Co. Registration No. 201301033340 (1063170-D)

MDA Establishment License (MDA- 4830-WDP123)

LOT 2-5, JALAN SU/6A, LION INDUSTRIAL PARK, SECTION 26,
40400 SHAH ALAM, SELANGOR DARUL EHSAN, MALAYSIA.
TEL: +603-5192-1188 (GENERAL LINE) FAX: +603-5191-6363 (SALES) / +603-5192-2014 (SERVICE)
EMAIL: sales@my.medical.canon / service@my.medical.canon

Canon Medical Systems Malaysia [f](#) [@](#) [in](#) [v](#) [x](#) [®](#)

www.my.medical.canon



ARTIS icono biplane

A breakthrough in Neurointerventions

The Lateral Plane Switch feature of the ARTIS icono biplane enables diverse medical specialties, such as interventional cardiologists and radiologists, to conduct procedures effectively without compromising on imaging quality or procedural efficiency.

Scan the QR code to learn more.



Ultravist®



Delivering Confidence with Every Dose

100+
countries

40 years
of global legacy

Multiple **GMP** and **ISO** certified
manufacturing sites globally

Well proven
benefit-risk profile,
backed by 150,000 patients in observational
studies

Seamless integration
with Bayer injectors and software solutions

See the Possible. Create the Future.

› BAYER IN RADIOLOGY

Bayer Co (Malaysia) Sdn Bhd 25-03 & 25-04, Level 25, IMAZIUM No 8, Jalan SS21/37, Damansara Uptown 47400 Petaling Jaya Selangor, Malaysia Tel: +60 3 7801 3088 For Healthcare Professionals Only

EXZA MEDICAL

Trusted Provider of Vascular & Oncology Intervention

DEGRADABLE STARCH
MICROSPHERE



EmboCept[®] S

Piolar



EMULSION CONNECTOR
FOR C-TACE

Your

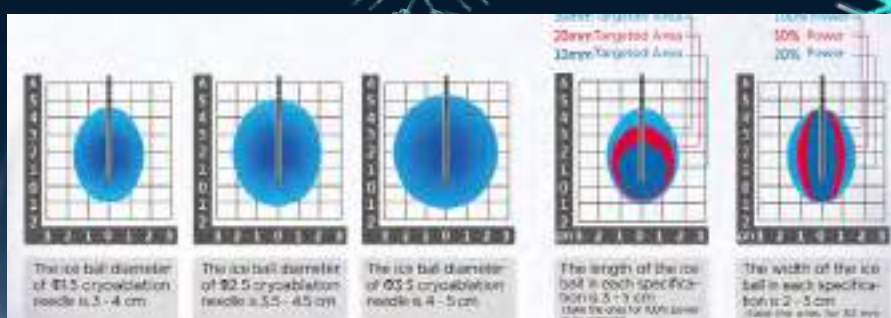
TACE

solutions

Visit Our Booth

THE FIRST & ONLY

TRANSBRONCHIAL AND PERCUTANEOUS DUAL-PATH CRYOABLATION SYSTEM WITH NITROGEN GAS



Visit Our Booth At S07

*For further informations and other exciting
vascular access products too*

HEALTHCON SDN BHD

No. 1, Jalan Bulan U5/166, Seksyen U5, Bandar Pinggiran Subang,
45150, Shah Alam, Selangor

Tel : 03 - 7845 0753 / 66, 03 - 7845 0624


Fax : 03 - 7845 0768

Email : support@healthcon.com.my Website : www.healthcon.com.my

Medtronic

PIPELINE™ EMBOLIZATION DEVICE FAMILY

Setting the benchmark for
flow diversion excellence
worldwide.



- ✓ **15 years** of Innovative history
- ✓ Implanted in **100K+** Patients worldwide
- ✓ More than **950** Pipeline-only publications



FLEX & CONFORM

HepaSphere™ Microspheres

Experience a drug-eluting microsphere with the power of conformability for TACE for HCC.¹



BIOPSY POSSIBILITIES

LOOK AND DISCOVER

SOFT TISSUE BIOPSY

LIGHTNING **FLASH**TM 2.0



now with
Select+TM

For the Treatment of PE

ELEMENT

Vascular Access System

The Complete VTE Platform

The First Laser-Cut Hypotube
Sheath Designed for VTE

ARROW®

Expect More From Your PICC



The Clinician:
Smooth insertion &
Ease of use



Your Institution:
Cost-effective
solution



The Patient:
Designed
for comfort

ARROW®

Precise Control For Difficult Lesions

OnControl® Powered Bone Lesion
Biopsy System



ARROW®

SUPER ARROW-FLEX® SHEATH INTRODUCER

Flexibility you can see. Strength you can feel.



DISTRIBUTED BY:

REDEFINING VERTEBRAL METASTASES MANAGEMENT – ONE ABLATION AT A TIME

Minimally invasive RF ablation tailored for painful spinal metastases.



SPINARY

Book a Hands-On Demo with Us Today!
Experience intelligent spinal ablation in action.

Axon Spinary
Brochure Download



MEDCIN PHARMA SDN BHD (587084 - D)

Contact Us Now:

Carl Teh : **+60 17 - 291 3900**

Farisha : **+60 12 - 396 6346**

CLOSING TIME



Contact your Vascular Closure Specialist today!

Thank you for making Perclose™ Devices the World's Leading Vascular Closure Systems.*

- The broadest arterial and venous indications on the market,^{1,2} enabling you to close after the widest breadth of transfemoral procedures
- Over 20 million closures and counting across 100+ countries worldwide³
- Over 30 years of Perclose™ Legacy⁴

Don't just close it. **Perclose™ it.**

*As of September 2024, per global market share data on file at Abbott.

1. Perclose™ ProStyle™ SMCR System – Instructions for Use (IFU). Refer to IFU for additional information.

2. As compared to Angio-Seal¹, ExoSeal¹, FemoSeal¹, InClosure¹, MANTA¹, Mynx¹, PerQseal¹, Vascade¹, Velox CD¹, X-Seal¹. Data on file at Abbott.

3. July 2024 Finance Report. Data on file at Abbott.

4. On Nov. 8, 1993, the first (Perclose) patent was filed for the percutaneous suture vascular closure device.

CAUTION: This product is intended for use by or under the direction of a physician. Prior to use, reference the Instructions for Use, inside the product carton (when available) or at manuals.eifu.abbott for more detailed information on Indications, Contraindications, Warnings, Precautions and Adverse Events. This material is intended for use with healthcare professionals only.

Information contained herein for DISTRIBUTION in Malaysia ONLY.

Check the regulatory status of the device in areas where CE marking is not the regulation in force.

Illustrations are artist's representations only and should not be considered as engineering drawings or photographs. Photo on file at Abbott.

Abbott International BV

Park Lane, Culliganlaan 2B, 1831 Diegem, Belgium, Tel: 32.2.714.14.11

™ Indicates a trademark of the Abbott Group of Companies.

www.cardiovascular.abbott

©2024 Abbott. All rights reserved. MAT-2506476 v1.0

Registered under Act 737

Registration No.: GC10610124-164095



Standard & Specialty Ports
Celsite® Access Port Systems



Central Venous Catheters
Certofix® Protect



Surecan® Port Needles
Port Needles



Introcan Safety® 3
Closed IV Catheters



ADVANCE ABLATION SOLUTIONS

Cool-Tip™ RF Ablation System

Emprint™ Microwave Ablation System



**Powerful
Predictability**

Emprint™ ablation system with
Thermosphere™ technology



Field
Control

+



Thermal
Control

+



Wavelength
Control



Company No. 201201016305 (1001816-V)

Distributed by Endosurgery Sdn Bhd

✉: info@endosurgery.com.my, ☎: +60122013541

A-09-06, Tower A, Menara Prima, Jalan PJU 1/39, Dataran Prima,
47301 Petaling Jaya, Selangor Darul Ehsan, Malaysia.

ASAHI Meister 16
ASAHI polyurethane catheter guide wire

0.016 inch guide wire
for selective TACE procedures

**ASAHI
Veloute**
Microcatheter

More selective,
more effective

ASAHI INTECC

ASAHI INTECC

SHOCKWAVE M⁵⁺

SHOCKWAVE M5+ AT A GLANCE:

- **BALLOON LENGTH: 60MM**
- **CATHETER WORKING LENGTH: 135CM**
- **BALLOON DIAMETERS: 3.5-6.5, 7.0 & 8.0MM**
- **SHEATH COMPATIBILITY: 3.5-6.0 -6F, 6.5/7.0 -LARGE LUMEN 6F*, 8.0 -7F**
- **TOTAL PULSES: 300**



Johnson & Johnson
MedTech

SHOCKWAVE
MEDICAL

GAIA Medical Sdn Bhd 1118568-V

Allia™ Image Guided Systems

Augment imaging. Enhance experience. Improve outcomes

Allia IGS 5 and Allia IGS 7, a trusted assistant for image guided therapies assists you to perform tasks naturally in a personalized workplace, so that nothing comes between you and the patient for an effortless and efficient procedure.

To learn more, visit
GE HealthCare at
Booth S6, MySIR
2025



Allia IGS 7



Allia IGS 5

ARGON

MEDICAL DEVICES

TRAVELER™

PORTAL VEIN ACCESS SERIES

Argon's **Traveler Portal Vein Access Series** helps evolve portal vein access procedures through unique visibility and durability enhancements while maintaining common techniques

Greater Visibility

- Echogenic tips
- Alignment marker
- Radiopaque band

Improved Durability

- PEEK material needle/stylet catheters

TRAVELER¹⁶

PORTAL VEIN ACCESS SET

16Ga Curved Needle

TRAVELER³⁸

PORTAL VEIN ACCESS SET

0.038" Stylet



H&A Medical Supply Sdn Bhd

Please visit at our booth S03

for more information.

Tel No: 03-56366732

SIX PRODUCTS IN A DROP.

GLUBRAN®2

ADHESIVE

High tensile strength. Acceptable minimum load is ≥ 435 N [approx. 18 Kgf/cm²]. ²⁻³



SEALANT

Applied with dedicated nebulizing devices it forms a thin film with sealing and waterproof properties due to its synthetic nature and strong adhesive power. ³⁻⁶



HAEMOSTATIC

Effective in wet environment. ¹⁰



BACTERIOSTATIC

Blocks bacterial growth for an average of 7 days. ¹⁰⁻¹²



SCLEROSANT

Injected into the lumen of a vessel/varices, polymerize generating a plastic cap causing thrombosis and subsequent fibrosis and sclerosis. ¹³⁻¹⁷



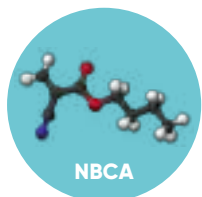
LIQUID EMBOLIZING AGENT ²⁰⁻⁸¹

Injected into a blood vessel polymerizes building a cast adheres to the vessel occluding it such as an embolus. It causes completely and definitively occlusion without any recanalization, equivalent to surgical ligation.

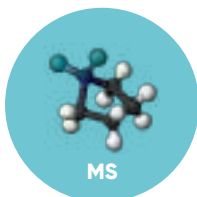
Tailored dilutions with Lipiodol allow a great modularity of Glubran®2, adaptable to a large variety of cases:

TREATMENTS	GLUBRAN®2/LIPODOL
• Arterial and venous bleeding	1:3-1:6 ^{48,57,58, 84}
• AVM	1:3 ⁸⁴
• Fistulas	1:1-1:3 ^{24,30,36,46,62,73,79}
• Varicocele	1:1 ⁸⁴
• Cysts and tumours	1:1-1:6 ^{29,31,67}
• Portal Vein	1:1-1:8 ⁸⁴
• Endoleaks type II	1:3 ^{41,49,56}
• Prostate	1:8 ^{87,89}

- **Ready to use**
- **Does NOT polymerise in the presence of air**
- **Storage at +2 to +8°C**
- **Can remain at room T (22,5 +/- 2,5°C) for 5 days ²**



+



The co-monomer NBCA + MS is an add value to give:

- Polymerisation Temperature 45°C ¹⁰⁻¹³⁻⁶¹⁻⁸²
- NO tissue necrosis ¹⁰⁻¹²⁻⁶¹⁻⁶³⁻⁶⁴
- Greater elasticity of the cast at the end of the polymerization ⁴⁻⁶

Appearance

TRANSPARENT

Odour

TYPICAL OF CYANOACRYLATES

Density

SIMILAR TO WATER

Progreat λ ™

Lambda

Microcatheter for intravascular treatment



MASTER ULTRA BRANCH SELECTIVITY

from ACCESS
to CLOSURE
INTERVENTIONAL
ONCOLOGY





TERUMO
INTERVENTIONAL
SYSTEMS

Progreat λ is intended for therapeutic embolization and angiography in peripheral vessels.
Progreat λ is not available for sale in all countries. Please contact your Terumo local sales representative for more information.

Hemorrhagic Stroke Solutions

WEB™

Aneurysm Embolization System



FRED™ X

Flow Diverter Stent

LVIS™ EVO™

Intraluminal Support Device



Indications for Use:

For Healthcare Professionals Intended Use Only

WEB™

The WEB Aneurysm Embolization System is intended for the endovascular embolization of ruptured and unruptured intracranial aneurysms and other neurovascular abnormalities such as arteriovenous fistulae (AVF). The WEB Aneurysm Embolization System is also intended for vascular occlusion of blood vessels within the neurovascular system to permanently obstruct blood flow to an aneurysm or other vascular malformation. Class III - 0297

FRED™ X

The FRED X System is intended for endovascular embolization of intracranial neurovascular aneurysms. The FRED X System may also be used with embolic coils for the treatment of intracranial neurovascular lesions. CE0297 - Class III

LVIS™ EVO™

The LVIS EVO Device is intended for use with embolic coils for the treatment of intracranial neurovascular diseases. Legal Manufacturer: MicroVention Europe S.A.R.L. Class III - CE0297

Indications, contraindications, warnings, and instructions for use can be found in the product labeling supplied with each device.

MICROVENTION™, WEB™, FRED™ X, and LVIS™ EVO™ are trademarks of MicroVention, Inc., registered in the United States and other jurisdictions. All brand names are trademarks or registered trademarks owned by TERUMO CORPORATION, its affiliates, or unrelated third parties. All third-party products are trademarks™ or registered® trademarks and remain the property of their respective holders

Committed to Excellence in Healthcare

Delivering patient-first care through 18 hospitals nationwide



Gleneagles Hospitals

- Gleneagles Hospital Penang
- Gleneagles Hospital Kuala Lumpur
- Gleneagles Hospital Johor
- Gleneagles Hospital Kota Kinabalu

ISLAND HOSPITAL

- Island Hospital Penang

PRINCE COURT MEDICAL CENTRE

- Prince Court Medical Centre Kuala Lumpur

PANTAI HOSPITALS

- Pantai Hospital Ampang
- Pantai Hospital Ayer Keroh
- Pantai Hospital Batu Pahat
- Pantai Hospital Cheras
- Pantai Hospital Ipoh
- Pantai Hospital Klang
- Pantai Hospital Kuala Lumpur
- Pantai Hospital Laguna Merbok
- Pantai Hospital Manjung
- Pantai Hospital Penang
- Pantai Hospital Sungai Petani

TIMBERLAND MEDICAL CENTRE

- Timberland Medical Centre Sarawak




Scan the QR code to connect with us

For more information, you may email or WhatsApp us:

✉ specialist.management@ihhhealthcare.com


☎ +6012-771 9141 (WhatsApp only)


Guerbet | 

Xenetix®
Iodixolol

ANCHORED
in real-world evidence
to guide you in
Breast Cancer Diagnosis

Scan here to:
discover more





Guerbet | 

Dotarem®
Gadoteric acid

THE 1st MACROCYCLIC
GGCA ON THE MARKET

STABILITY
and experience

MORE THAN
170
MILLION DOSES
ADMINISTERED WORLDWIDE



Discover the benefits
of Gadoteric acid (Dotarem®)
in your practice

Information on the product may vary from country to country.
For more information, please refer to your local product information.

Trusted by radiologists, Dotarem®
by Guerbet, a Gadoteric brand, is renowned for its
high stability^{1,2} over 20 years of experience^{3,4}
with more than 170 million doses admini-
stered worldwide⁵, delivering effective^{6,7}
MR contrast-enhanced examinations.

Lipiodol® UltraFluid
Iodinated ethyl esters of fatty acids of poppy seed oil

Guerbet | 

AWESOME SINCE
1982 | **40 YEARS IN**
INTERVENTIONAL
RADIOLOGY 

MD **medi-diagnostic**

Distributed by Medi-Diagnostic Solutions (M) Sdn Bhd
23-1 & 23-2 Jalan PJU7/16A, Mutiara Damansara,
Petaling Jaya, Selangor Darul Ehsan
Tel: 03-77285830 Fax: 03-7725831

IR Contests

TikTok Competition: IR in Action

How To Enter:

- Follow our Tik Tok account @mysir.asm
- Create a Tik Tok video showcasing any aspect of Interventional Radiology, which may include:-
 - A quick breakdown of an IR procedure.
 - Educational content about the benefits of IR.
 - Behind-the-scenes moments from an IR Suite or clinic.
 - Fun or educational skits based on "IR in Action"
 - Showcase a patient success story (with consent) or recovery process

All entry forms must be submitted to the MYSIR ASM 2025 secretariat and posted on TikTok by 18th June 2025, after which the videos will be showcased on the official @mysir.asm TikTok page

IR Got Talent

How To Enter:

Open to all MYSIR ASM 2025 Delegates

- Individual or group performances
- Any show such as singing, dancing, comedy acts, magic tricks.
- Single or Multiple acts
- Maximum 8 minutes per participant/team
- Register fast, only maximum 6 teams to showcase your talent *first come first served basis!

Event Details

Date: Friday, 20 June 2025

Time: 8PM

IR Games

How To Enter:

- Form a team of 5 members which may include the following job categories:
 1. Interventional Radiologist (IR), IR Fellow or Radiologist
 2. Medical Officer (MO)
 3. Nurse or Medical Assistant (MA)
 4. Radiographer

**Maximum of 2 participants allowed from each category*

**One team per hospital.*

Event Details

Date: Saturday, 21 June 2025

Time: 10.30AM



T: +60 18-788 1399

E: rachele@eventualx.co