



2026 WCO Technology Conference and Exhibition

Session 8
Universal Postal Union

30.01.2026



UPU's role - Customs integration in the Supply Chain

Regulations and Standards

- Setting global regulations and standards
- One common UPU-WCO standard (CUSITM/CUSRSP)
- Customs and international Transport (leg 2) integrated in the UPU Global Postal Model (GPM) for Electronic Data Exchange (EAD)

Solution Provider

- Secured EAD network for all actors in the Supply Chain: Post*Net (*)
- Business applications, including the Customs Declaration System (CDS) for Post-Customs linkage
- API (internal and with 3rd party providers) for a portfolio of services (T&T, scans, compliance checks...)
- Big Data systems (*) for KPI and compliance measurements, or operational/security services (Dangerous Goods Search Tool – DGST)
- Cloud services (*)

(*) ISO27001:2022 certified services

Capacity building and Continuous Improvements

- Assistance programs including a Quality of Service Fund to help UPU's Designated Operators (DO)
- Trainings, classroom or through an online platform (TrainPost)
- Compliance program: measure → analyze → fix → check



EAD Data Quality

Noticeable quality/compliance improvements (monthly)

- Both for Customs and Addressing data

Impacts of our

- Assistance and compliance programs
- Tools:

POST*CODE DataBase

Addressing and SAVE APIs

HS Lookups / HS verification APIs

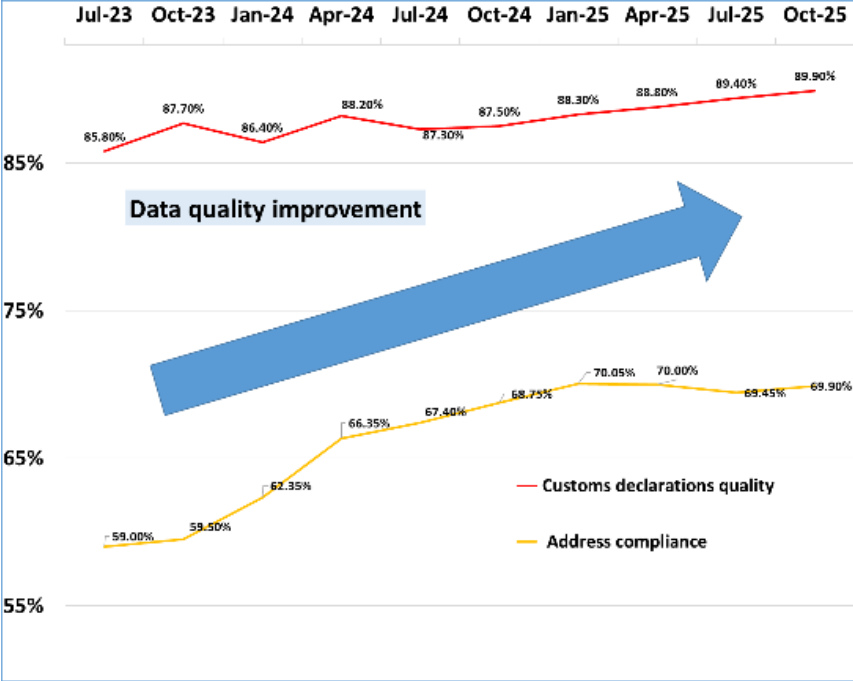
Options for data collection (APIs, kiosk, Mobile App)

Prohibitions and Restriction checks

EAD check API

Denied parties checks

Stopwords checks



Address compliance

	Jul-23	Oct-23	Jan-24	Apr-24	Jul-24	Oct-24	Jan-25	Apr-25	Jul-25	Oct-25
All	59.00%	59.50%	62.35%	66.35%	67.40%	68.75%	70.05%	70.00%	69.45%	69.90%
Asia Pacific	55.85%	56.70%	60.65%	64.85%	68.00%	68.00%	68.85%	67.05%	69.35%	68.30%
Europe	58.40%	56.45%	60.05%	63.70%	64.40%	66.15%	68.30%	68.25%	66.45%	68.55%
Arab Region	51.70%	50.30%	52.75%	56.45%	60.60%	61.40%	61.55%	65.35%	62.35%	65.30%
Caribbean	71.45%	72.00%	75.45%	79.10%	77.15%	79.00%	85.20%	78.25%	72.30%	71.95%
Latin America	51.60%	54.90%	55.70%	58.55%	59.40%	61.80%	62.85%	65.30%	69.30%	69.30%
Africa AE	50.60%	56.45%	62.65%	63.00%	63.80%	65.95%	63.80%	67.60%	69.35%	68.05%
Africa OC	74.20%	74.45%	70.35%	82.10%	82.75%	79.10%	79.05%	81.95%	80.95%	81.70%



UPU Delivered Duty Paid (DDP)

How the UPU could quickly bring to market a solution to comply with changing regulations

In August 2025, most posts stopped sending mail containing goods to the US following the suspension of the de minimis rule

UPU developed a solution, integrated in the CDS application (used by 182 posts)

Generic solution, adaptable to the rules of any destination country considering DDP

Choice of payment options

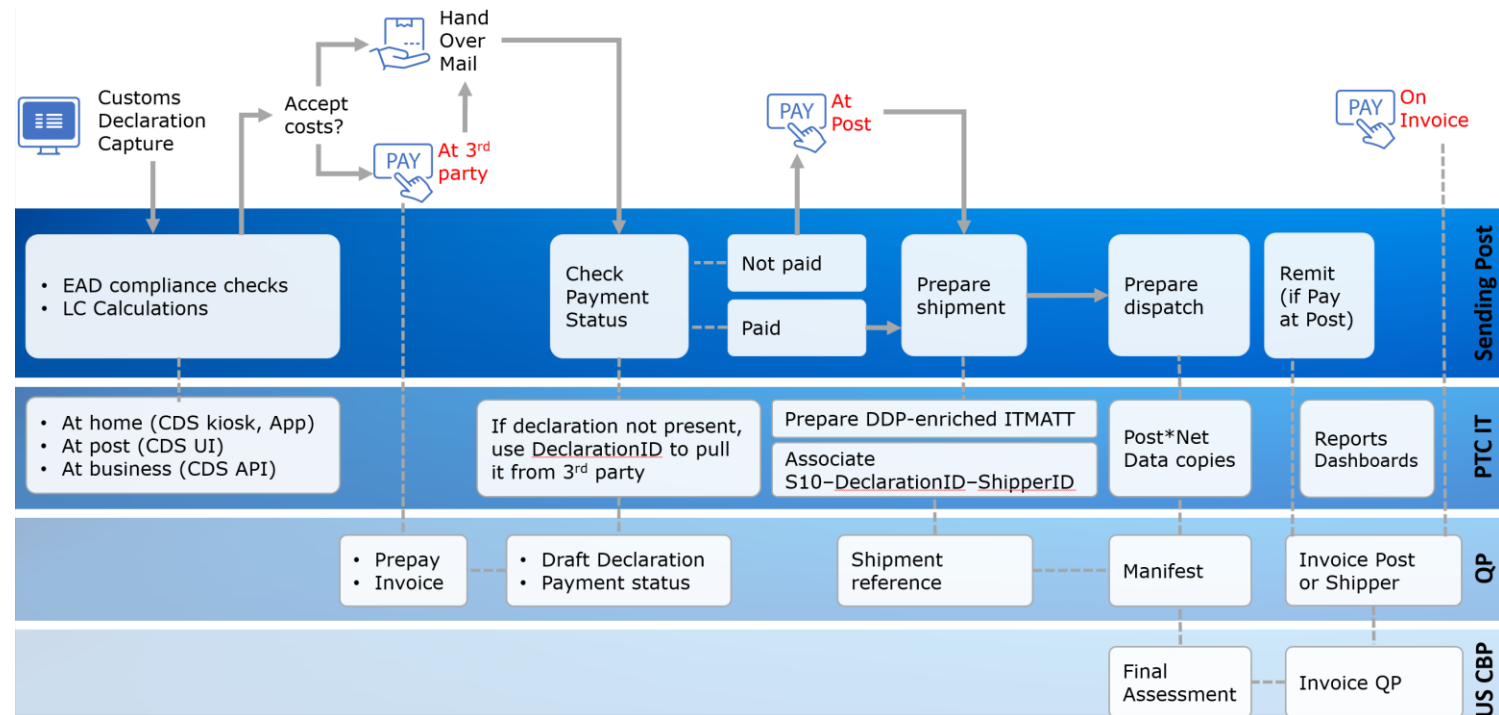
For retail and commercial Postal customers

Choice of 3rd party provider (in the US: QP) (standardized -certified- integrations)

23 Posts in production have resumed sending mail to the US

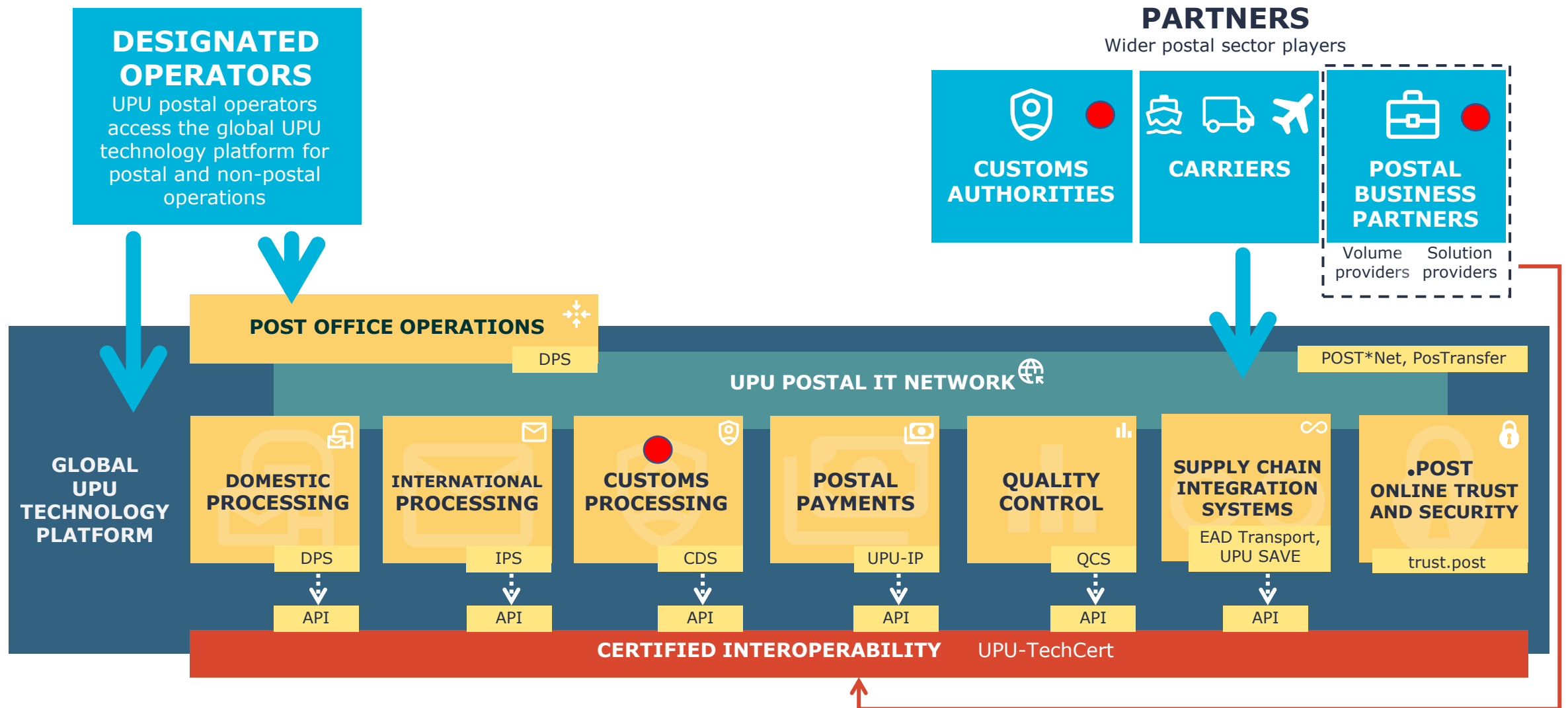
49 Posts with ongoing integration projects

5 QP integrated (4 currently going through UPU-TechCert certification)





Technology strategy 2026-2029





Thanks!

avsecd@upu.int