

# SRTEPC WORLD

Vol. No. 4 • Issue No. 10 • January, 2024 • ₹ 50/- MUMBAI ENGLISH MONTHLY

The Synthetic and Rayon Textiles  
Export Promotion Council

R.N.I. No. MAHENG/2020/79258 / Published on 20th January 2024 (28 Pages)

## SRTEPC Honours Outstanding Export Performances: A Celebration of Excellence



Keynote Address by Shri Piyush Goyal, Hon'ble Minister of Commerce and Industry, Consumer Affairs, Food And Public Distribution And Textiles

The Synthetic & Rayon Textiles Export Promotion Council (SRTEPC) recently orchestrated its prestigious Annual Export Award Function at Hotel Taj Lands End, Mumbai, on January 4, 2024. The event aimed to recognize and applaud exporters for their remarkable contributions to the textile industry during the fiscal year 2022-23. Graced by the esteemed presence of Shri Piyush Goyal, Hon'ble Minister of Commerce & Industry, Consumer Affairs, Food & Public Distribution, and Textiles, the occasion garnered significance and grandeur.

### Keynote Address by Chief Guest

Shri Piyush Goyal, in his keynote address, extended a warm welcome to industry stalwarts, award winners, members of the Committee of Administration, and Smt. Roop Rashi, Textile Commissioner. He lauded Shri Bhadrash Dodhia, Chairman of SRTEPC, for exemplary leadership and acknowledged the Council's significant role in promoting the sector. The Minister commended the industry's resilience amid the uncertainties of the pandemic and emphasized the sector's vital role in India's ambitious economic growth targets.

Continued on Page 04.....



#### JOINT EDITOR

: A. Ravi Kumar,  
Executive Director

#### EDITORIAL TEAM

Kripabar Baruah,  
Additional Director

Aishwary Jaiswal,  
Deputy Director

#### EDITORIAL

: The Synthetic & Rayon Textiles  
Export Promotion Council

#### SUBSCRIPTION &

#### ADVERTISEMENT OFFICE

Resham Bhavan, 78 Veer Nariman Road,  
Mumbai – 400 020

Phone : 22048797, 22048690, 22040168

Fax : 22048358

E-mail : srtepc@srtepc.in

Website : www.srtepc.in

#### REGIONAL OFFICES

: SURAT

The Synthetic & Rayon Textiles  
Export Promotion Council  
Block NO. 4DE, 4th Flr., Resham Bhavan,  
Lal Darwaja, Surat – 395 003  
Phone : 0261-2423184  
Fax : 0261-2421756  
E-mail : surat@srtepc.in

: NEW DELHI

The Synthetic & Rayon Textiles  
Export Promotion Council  
Surya Kiran Building, Flat No. 602  
6th Floor, 19, Kasturba Gandhi Marg  
New Delhi 110 001  
Phone : 011-2373 3090/92  
Fax : 011-23733091  
E-mail : delhi@srtepc.in

: COIMBATORE

The Synthetic & Rayon Textiles  
Export Promotion Council  
41 Race Course  
Coimbatore – 641018, Tamil Nadu  
Phone : 0422-4215333  
E-mail : coimbatore@srtepc.in  
Contact Person : Mr. N. Esakkimuthu  
(Mobile 09790167113)

## Index

PAGE NO.	CONTENTS
1	SRTEPC Honours Outstanding Export Performances
3	Message from Chairman
5	National News
8	International News
11	a) Meeting of the Trade Advisory Group b) Red Sea Crisis
12	Bharat Tex 2024
13	a. Index of Industrial Production (IIP) (Apr -Nov 2023-2024) b. Policy Amendment & Notifications
14	Export Trends – Man-made Fibre Textiles
18	Export Trends – Technical Textiles
22	Tremendous Global Export Opportunity for Manmade Fibre Yarns



## MESSAGE FROM CHAIRMAN



Dear Friends,

At the outset, I wish each one of you A Very Happy & Prosperous New Year 2024.

### Export Performance

Like many other sectors, the Man-made Fibre Textiles export sector has encountered challenges due to the global Ecosystem resulting in a decline in exports from April to November 2023. Nonetheless, we anticipate a recovery, with exports surpassing US\$6 billion in the fiscal year 2023-24. On a positive note, Technical Textiles have exhibited growth, registering a 1.1% increase in exports from April to November 2023 compared to the same period last year. Based on this trend, Technical Textiles exports are projected to reach US\$3 billion in the fiscal year 2024.

### Export Award Function

Our Annual Export Award Function, held on January 4, 2024, at Hotel Taj Lands End, Mumbai, was a resounding success. I extend my heartfelt gratitude to our Chief Guest, Shri Piyush Goyal, Hon'ble Minister of Commerce & Industry, Consumer Affairs, Food & Public Distribution, and Textiles, for gracing the occasion and presenting awards to deserving winners. Numerous companies, both large and small, were acknowledged for their outstanding export performances. Notable recipients included Reliance Industries Ltd., Grasim Industries Ltd., D'décor Home Fabrics Pvt. Ltd., and a special category recognizing Women Entrepreneurship awarded to an upcoming Women entrepreneur. Certificates were also conferred upon outstanding students from VJTI in line with the Council's policy of skill development.

### Bharat Tex

I am pleased to inform that there is an overwhelming support from our members for Bharat Tex 2024, surpassing our expectations. The exhibition space is nearly sold out, and we anticipate strong participation from buyers worldwide, including the US, Europe, EU, Japan, among others. This significant textile exhibition, now an annual event, is poised for success, and I extend my best wishes to all the Exhibitors, Buyers and Visitors participating in this event which will be the largest Textiles & Clothing exhibition in the World covering an area of 200000 sq.mtrs.

### Red Sea Crisis

The current situation in the Red Sea is a cause for concern, impacting shipping routes and transit times. The recent Red Sea developments, has led to increased freight rates and insurance premiums. Exporters are facing challenges, and I appeal to the Government for support, urging an increase in Drawback, RoDTEP & RoSCTL rates to aid exporters in navigating these difficulties.

### Quality Control Order (QCO)

The Council has represented to the Government to exempt products under Quality Control Orders (QCOs) from the enforcement of the Quality Control requirements on imports against Advance Authorisations. We have urged the Government for a comprehensive coverage of the entire value chain of Textiles & Clothing under QCOs on a priority basis and at the earliest. In conclusion, I am optimistic that our collective efforts and resilience of our members will contribute to positive export growth by the end of the fiscal year 2024. I encourage all members to renew their memberships to continue their association with the Council.

SRTEPC remains committed to serving you at all times.

Thanking You

**BHADRESH DODHIA**

**Chairman SRTEPC - The Synthetic and Rayon Textiles Export Promotion Council**



Continued from Page 01.....

Shri Piyush Goyal put forth several recommendations for the industry:

- Urged members to support for domestic procurement and value addition.
- Proposed the introduction of Quality Control Orders (QCOs) across the textile value chain, including raw materials and end products.
- Emphasized the importance of investments, self-reliance, and the role of the NTTM Mission in fostering technological advancements.
- Encouraged active participation in the Samarth program and highlighted the underutilization of Free Trade Agreements (FTAs), urging EPCs to collaborate for better utilization.
- Proposed the establishment of a 'Bharat Park' in the UAE to boost exports and explored innovative ideas for industry expansion.

He concluded with a call to action for Award Winners, encouraging them to intensify efforts and secure more accolades in the competitive global landscape.

## Chairman's Address - Envisioning Growth in MMF Textile Exports

Shri Bhadresh Dodhia, Chairman of SRTEPC, expressed gratitude to Shri Piyush Goyal's presence and congratulated award winners for their exceptional export performances despite global challenges. He provided insights into the upcoming Bharat Tex event and set ambitious targets for MMF and Technical Textile exports by 2030.



Welcome Speech by Shri Bhadresh Dodhia, Chairman, SRTEPC

Shri Dodhia mentioned about the challenges faced by exporters, including GST-related issues and the impact of the Red Sea Crisis on sea freight rates. He urged for unified GST rates across the MMF textile value chain and to include a very important sector in Technical Textiles i.e. FIBC under the ROSCTL Scheme.

## Welcome Speech by Convenor

Shri Dhiraj R. Shah, Convenor of the Export Award Sub-Committee, welcomed attendees and acknowledged the Hon'ble Minister, Shri Piyush Goyal's contribution to achieving the country's export targets. He highlighted the achievements of Shri Rakesh Mehra, honored for exemplary contributions to the MMF textile industry.



Welcome Speech by Shri Dhiraj Raichand Shah, Convenor- Sub-Committee of Export Award

## Award Ceremony Highlights

SRTEPC felicitated over 50 Export Awards and 5 Certificates for the fiscal year 2022-23. Exporters from various categories, large, small, medium and micro sector were extended awards through the hands of the Hon'ble CIM, Shri Piyush Goyal.

On the occasion, Shri Rakesh Mehra, Chairman of M/s. Banswara Syntex Ltd. was extended the Exemplary Contribution Award for his brilliant contribution to the development of the MMF textiles & clothing sector and Ms. Neha Jhunjunwala was recognized as an outstanding Woman Entrepreneur. VJTI students were also acknowledged for their contributions to textile engineering.



Shri Rakesh Mehra, Chairman, M/s. Banswara Syntex Ltd. receiving Exemplary Contribution Award from the Hon'ble Minister of Textiles, Shri Piyush Goyal

Continued on Page 25.....



## Bharat Tex Expo Next Month to Attract over 3,500 Exhibitors: Textiles Secretary

Over 3,500 exhibitors and more than 3,000 overseas buyers are expected to participate in Bharat Tex 2024 -- a global textile expo to be held here from February 26-29, a senior official said on Tuesday. The expo is expected to bring together stakeholders across the textile value chain, including government and industry representatives, Secretary in the Ministry of Textiles Rachna Shah said. The mega event will provide a unique opportunity to India to showcase itself as a global sourcing and investment destination. "We expect participation of over 3,500 exhibitors from India and abroad, more than 3,000 overseas buyers and 40,000 business visitors at the Bharat Tex Expo, along with participation of policymakers, government representatives from India and abroad, the industry and buyers," she said. Elaborating on the various initiatives of the Ministry of Textiles, Shah said a "Centre of Sustainable Fashion Technology" is proposed to be established to promote capacity building and research in sustainability. The textiles secretary said the findings and recommendations of the INDIA size initiative have been finalised and it should soon be launched formally, which will pave the way for the Indian industry to work on making standard sizes tailored to suit the Indian body types. "This is a very extensive study that's been carried out for sizing in the Indian market. The findings and recommendations have been finalised and shortly we will hopefully be able to make a formal launch so that the Indian Industry can start working on the size to make apparel garments more suited to the Indian population," Shah said, while addressing a press conference here. She said the National Institute of Fashion Technology (NIFT) will introduce a five-year integrated Masters Programme titled "Crafting Luxury; Restoration and Curation of Textiles and Fashion; Event and Experience Design" from the 2024-25 academic session in select campuses. "An integrated masters programme is being introduced from this year on luxury on restoration of textiles and fashion. The duration of the course will be five years and it will cover the Bachelors and Masters. NIFT currently offers 4 years Bachelors degree programmes and a two-year Masters degree," Shah said. She said the process of forming a special purpose vehicle between the Centre and the states, where the parks are being established, is currently underway. "Almost 3 lakh jobs in each park are likely to be created and about Rs 10,000 crore of investment in each park with focuses on cutting edge technology and ease of doing business," Shah said. On the Production Linked Incentive (PLI) for Man Made Fibre (MMF) and Apparel, she said 64 companies are participating in the scheme, of which 30 firms have made considerable progress and expect to begin production from this year. "It is estimated that over a period of five years, the PLI scheme for textiles will lead to fresh investment of more than Rs 19,000 crore, cumulative turnover of over Rs 3 lakh crore will be

achieved and will create additional employment opportunities of more than 7.5 lakh jobs in this sector and several lakhs more for supporting activities "The textiles industry predominantly employs women, therefore, the scheme will empower women and increase their participation in formal economy," the Textiles Ministry had said earlier.

**Source:** The Business Standard

## India to Set Up 'Specific Trade Zone in UAE

The Government plans to set up 'Bharat Park', an India-specific trade zone with a showroom and warehouse in the UAE. Goods Made in India will be displayed and stored for the global audience in the Park. Piyush Goyal, Union Minister of Textiles and Commerce said the Bharat Park will facilitate other countries to buy Indian goods and the payment will be secured in UAE. Urging the industry to maintain the quality of goods exported from India, he said the Bureau of Indian Standard will spend ₹40 crore to set up 21 testing laboratories at various places in India.

## Future of textiles

The future of the textile industry belonged to Man Made Fibre Textiles as there are limitations in ensuring enough supply of cotton to meet the growing demand, he said at the recent Export Awards function of The Synthetic and Rayon Textiles Export Promotion Council. He urged the industry to use the free trade agreements with Japan, Australia, UAE and South Korea. The current poor utilisation of this opportunity is a matter of great concern for India, he added. Bhadrash Dodhia, Chairman, SRTEPC said export of man-made fibre textiles was down 9 per cent at US\$3.1 billion in the first seven months of this fiscal against \$3.4 billion in the same period last year, though technical textile exports improved marginally to US\$1.51 (\$1.5 billion). Dodhia said the industry is confident that textile exports will cross \$6 billion in this fiscal and technical textile shipments will cross US\$3 billion. SRTEPC will achieve the Government's export target of US\$11 billion of man-made fibre and US\$10 billion of technical textiles by 2030.

## Road blocks

SRTEPC has urged the government to cover the entire value chain of MMF textiles under same GST rate and correct the current inverted duty. Dodhia requested the government to cover the entire value chain of textiles and clothing under the Interest Equalization Scheme. The GST on fibre is levied at 18 per cent while that on yarn and fabrics is 12 per cent and 5 per cent. This has led to accumulation of huge input tax credits with the manufacturers and adding up to cost of production besides hampering competitiveness in the international market.

**Source:** The Business Line

## Commerce Ministry Seeks Exporters' Inputs on Reducing Compliance Burden

The Commerce and Industry Ministry has asked export promotion councils and other industry bodies to give specific inputs on measures to reduce regulatory compliances and streamline processes further and also share recommendations on decriminalisation, sources have said. This is in line with the government's stated policy of improving ease of doing business and working continuously to reduce compliance burden for a conducive business environment, a source tracking the matter told business line. "Inputs have been sought from export bodies on matters related to the Directorate General of Foreign Trade, Customs authorities, the RBI, the CBIC (Central Board of Indirect Taxes and Customs) and on the GST regime, sources tracking the matter told business line. Once the government receives inputs and processes them, the policies and the procedures will be modified accordingly, the source added. "We are giving our suggestions on what processes can be further simplified. We are identifying areas where you can go for self-certification and where you can go for lesser documentation," an official from an exporters' body said. Changes can also be made to the Foreign Trade Policy 2023 based on inputs as amending the policy is now a continuous process and not an annual one. Key focus The key focus of the government's drive is simplification of procedures related to applications, renewals, inspections, filing records, etc; rationalisation by repealing, amending or subsuming redundant laws; digitisation by creating online interfaces eliminating manual forms and records; and decriminalisation of minor technical or procedural defaults, Minister of State for Commerce Som Prakash recently said in a Parliament reply. DPIIT, the industry arm of the Commerce and Industry Ministry, started an exercise some time back to assess the cost of regulations in states to provide insight into reforms that can be carried out to improve the business climate. A number of obsolete provisions have already been removed or simplified by DPIIT. "Exporter bodies and other industry players have also been asked to give inputs for decriminalisation of provisions to be incorporated in the second edition of the Jan Vishwas Bill that the government is working on," the official said. The Jan Vishwas (Amendment of Provisions) Bill, 2023 was passed in the Lok Sabha on June 27 and in the Rajya Sabha on August 2. The Bill sought to decriminalise about 180 minor offences in 42 legislations including some colonial era laws.

**Source:** The Hindu

## Red Sea Crisis Casts Shadow on Exports as Shipping, Insurance Costs Rise

The Red Sea crisis has started taking a toll on India's exports as shipping and insurance costs for shipments to the EU, east coast of the US, parts of Africa and the Middle East have escalated, a senior official has said. But the government is yet to take a call on providing support to exporters in the form of subsidies, rebates or higher incentives under existing schemes, the official added. "At the Commerce Secretary's stock taking meeting on the Red Sea situation with traders, shippers and other stakeholders on Thursday, it was clear that exports from the country had started getting affected by the crisis as both shipping and insurance costs had escalated," the official tracking the matter said. The Iran-backed rebel group Houthi started attacking cargo in the Red Sea after the start of the Israel-Hamas war in October to declare their support for Hamas. Risk of attacks While the Defence Ministry was providing security and escorts to some shipments, the number of exporters using the Red Sea route had decreased because of the risk of attacks and the high insurance costs, the official added. "Most exporters are using the alternative route through the Cape of Good Hope but that is a much longer route. There is no container shortage yet, but turnaround time has increased by about 14 days because of the long route," the official said. Both shipping costs and insurance costs have increased sharply and the government would make an estimate once the numbers were provided by the industry, he added. According to industry estimates, about US\$225-230 billion of India's exports to the EU, the east coast of US, African countries such as Egypt, Eritrea and Djibouti, and some Middle East countries could be at risk if the situation in the Red Sea does not get contained.

**Source:** The Business Line

## Bharat Park to be Set up in UAE: Piyush Goyal

A goods show room and warehouses for Indian goods will be set up in United Arab Emirates (UAE), Commerce and Textiles Minister, Piyush Goyal said Thursday. The planned 'Bharat Park' will facilitate other countries of the world to buy Indian goods, he said during an event organised by the Synthetic and Rayon Textiles Export Promotion Council (SRTEPC). Expressing concern on Free Trade Agreements (FTAs) with Japan, Australia, UAE, and South Korea, he said that utilisation of benefits are very poor in India. He also said that Bureau of Indian Standards (BIS) will spend Rs. 40 crore for setting up 21 testing laboratories across the country. A SRTEPC statement said Manmade fibre textiles sector is facing issues of inverted duty structure under the Goods and Services Tax (GST)



regime. "There is 18% GST on fibres, 12% on yarns and 5% on fabrics. This is leading to accumulated input tax credits with the manufacturers, which is adding to their cost," the statement said.

**Source:** The Economic Times

### **Govt To Bring More Products Under Mandatory Quality Norm: Piyush Goyal**

New Delhi: Consumer Affairs Minister Piyush Goyal on Saturday said the government will bring more products under the mandatory quality norm as India moves towards becoming a developed nation by 2047. Addressing virtually the 77th foundation day of the Bureau of Indian Standards (BIS), Goyal said complying with high quality standards in products and services will help India achieve high goals and become a developed nation. Towards this direction, the BIS should become an ambassador of quality standards. "It should not just become an adopter of standards, but should be a pioneer of standards," he said. That apart, the BIS should frame quality standards comparable to international standards wherever possible. "For example in products like lift air filters and medical devices, I think India can be a front-runner and set international standard. He also urged for much greater stakeholder engagement for making quality standards and asked the industry to be more demanding to set labs for testing the quality. Hailing the BIS efforts in creating a quality conscious nation, the minister said bringing more products under the mandatory compliance of quality norms issued through the Quality Control Order (QCO) has ensured availability of quality products/services to the consumers. So far, 156 QCOs have been issued, covering 672 products. Before 2014, only 106 products were covered under 14 QCOs, he said. "In future, more products will be brought under the QCO. I believe we will be covering 2,000-2,500 products," he said, and added, "Our commitment to the quality will be so strong that every product/service available in India will be of higher quality." The minister further said that over decades, India was dependent on foreign standards for quality. "Now, India's pace and progress will be decided and dependent on our own standards. We will rely on our standards, not foreign standards, thus become self-reliant," he added. Among initiatives taken in the recent years, Goyal said hallmarking of gold jewellery and mandatory quality compliance in toys stand out and which brought transformation in the country. Hallmarking is a purity certification of the precious metal. Currently, hallmarking facilities are available in more than 340 districts. Over 4.15 lakh articles are hallmarked on a daily basis and 90-95 per cent consumers buy hallmarked jewellery, he said. Similarly in toys too, the mandatory quality compliance has helped reduce the cheap imports by 52 per cent and now safe and quality toys are available in the Indian market, he added. Asserting that good quality is non-negotiable

and complying with quality does not make the product costlier, the minister urged the industry to actively engage in setting quality standards and stressed on maintaining transparency in quality testing. Minister of State for Consumer Affairs Ashwini Choubey, Consumer Affairs Secretary Rohit Kumar Singh, Department of Promotion and Internal Trade Secretary Rajesh Kumar Singh, and BIS Director General Pramod Kumar Tiwari were present at the event.

**Source:** The Economic Times

### **Commerce Ministry Sets Up Task Force To Resolve Trade Issues For Exporters**

The Commerce Ministry has set up a task force to identify and resolve trade barriers being faced by exporters in other countries, a move which would help provide greater market access to domestic goods, an official said. The development assumes significance as many times India's exports suffer from these barriers such as time taking prior registration requirements and unreasonable domestic standards/rules in many countries. "We have constituted a task force within the ministry where we will be looking at the trade barriers, and technical barriers. The ministry has been focusing on how to improve systems, and improve standards," the official said. The ministry is also looking at improving mutual recognition agreements (MRAs) with different countries so that product standards are as per the requirements of the importing countries. Standards for goods and services should help in promoting global trade and not act as non-tariff barriers, the official added. According to a report of the economic think tank Global Trade Research Initiative (GTRI), India needs to act in a fast-track manner for removal of non-trade barriers (NTBs), being faced by domestic exporters in different countries like the US, China and Japan, to achieve one trillion dollar outbound shipment target for goods by 2030. It has asked for upgrading domestic systems, in cases where Indian products are rejected due to quality issues; and retaliating if unreasonable standards or rules continue to obstruct exports from New Delhi. Key Indian exports that routinely face high barriers include chillies, tea, basmati rice, milk, poultry, bovine meat, fish, chemicals products to EU; sesame seed, black tiger shrimps, medicines, apparels to Japan; food, meat, fish, dairy, industrial products to China; shrimps to the US; and bovine meat to South Korea, the report has said. According to the report, the other products which face these barriers include ceramic tiles in Egypt; chili in Mexico; medicines in Argentina; microbiological reagents in Saudi Arabia; electrical, medical devices, household appliances in Brazil; veterinary pharmaceuticals, feed additives, Machinery in Russia.

**Source:** The Business Standard



## Bangladesh: Investment Dried up in Textile and Garment in 2023

The textile and garment sector witnessed a very dry investment season in 2023 as demand for clothing items fell globally while an energy crisis on the domestic front led to higher costs of production. Moreover, higher costs of production due to increased prices of raw materials, transport cost, the volatile exchange rate of the local currency against the US dollar, and the government's restriction on imports in order to save US dollars were other reasons for the slowdown in investment in the sector. The year 2023 was one of the toughest for global textile and garment industries as the major consumer markets like Europe and the USA reduced import of clothing items substantially due to historic inflationary pressure. For instance, the USA's overall garment imports declined by 22.71 percent in January-October of 2023 to US\$67.26 billion. The lower demand from the major consumer markets also affected investment in the domestic market. The US saw garment imports from Bangladesh decline by 24.75 percent to US\$6.35 billion in the January-October period of 2023, according to data from the Office of Textiles and Apparel (OTEXA) of the US government. Meanwhile, garment shipments from Bangladesh to the European Union (EU) grew by merely 2.28 percent in January-November of 2023 compared to the corresponding period of 2022. In January-November of the outgoing year, garment shipments from Bangladesh grew an unusually low rate of 4.35 percent year-on-year to US\$42.83 billion. In 2022, the global export market for garment items was worth US\$576 billion, shrinking from more than US\$700 billion. The export of garment items globally was even lower than US\$576 billion in 2023. The worst-hit sector was Bangladesh's primary textile sector, worth nearly US\$25 billion, as it witnessed almost zero investment in 2023, with no new units being established. Even in 2022, the year Russia launched its invasion of Ukraine, 14 new units were established in the primary textile sector at an investment of Tk 4,148.14 crore, mainly in non-cotton fibre production, according to data from the Bangladesh Textile Mills Association (BTMA). In 2023, only one unit of a spinning mill in Narsingdi reported that they would invest Tk 700 crore to produce cotton and man-made fibre, but that factory will be set up this year, said Monsoor Ahmed, chief executive officer of the BTMA. Ahmed also said the import of four core raw materials for the primary textile sector, including capital machinery, fabrics, yarn and cotton, declined by 28 percent on average in 2023 compared to 2022 because of low investment inflow in the sector. Very few textile millers expanded their capacity despite it being very much required, the BTMA CEO added. A similar slowdown in investment was also seen in the garment sector, worth more than US\$30 billion, in the past year. In 2023, 134 new garment units came into operation compared to 182 in 2022, according to data from the Bangladesh Garment Manufacturers and Exporters Association (BGMEA). The main reason for lower investment in that sector was because of a slowing in the inflow of work orders from international clothing retailers and brands alongside other causes like the volatile dollar market, low prices from the buyers, rising costs of production, and

low pressure of gas and electricity in factories, said BGMEA President Faruque Hassan. Some factory owners expanded necessary technologies as many exporters are focusing more on high valued added garment items like apparels made from man-made fibre, Hassan told The Daily Star over phone. However, the situation is expected to improve from the second half of this year as the global economic situation is improving, evidenced by the easing of the interest rate by the US Federal Reserve and major banks in the European countries, Hassan also said. In 2022, nearly 50 new units came into operation in the knitwear sector, but in 2023, that number was reduced to less than 10, said Mohammad Hatem, executive president of Bangladesh Knitwear Manufacturers and Exporters Association (BKMEA). The knitwear sector also witnessed some very required expansion which was mandatory for the exporters. Otherwise, the sector saw dry investment, he said. He added that the low inflow of work orders and inadequate gas pressure meant industry owners could not run their factories at full capacity, with most units running at 50-60 percent capacity. He also said the volatile dollar market was responsible for low investment inflow in the sector.

**Source:** The Daily Star

## China-Nicaragua Free Trade Agreement Comes Into Effect

On Monday, the Free Trade Agreement (FTA) between China and Nicaragua came into effect, two years after both countries re-established diplomatic relations and two weeks after elevating them to a "strategic partnership" level. Signed on August 31, 2023, the FTA begins to take effect today, providing immediate access to that market for 60 percent of the products currently exported by Nicaragua with a 0 percent tariff such as beef, sugar, seafood, honey, harnesses, and textiles. In terms of goods trade, the two parties will eventually implement zero tariffs on 95 percent of products in their tariff lines, of which 60 percent will receive zero tariffs immediately. The remaining 35 percent will be gradually exempt from tariffs. The parties will achieve a high-level mutual opening in the fields of goods trade, trade in services, and market access for investment. Additionally, the agreement will foster economic and technical cooperation between the two parties in the areas of agriculture, textiles, logistics, tourism, and small and medium-sized enterprises, it underscored. Nicaragua hopes that China will become one of the main suppliers of raw materials, inputs, capital goods, consumer goods, machinery, equipment, among others, and a buyer of Nicaraguan agricultural exports, investing in the establishment of free zone companies. Nicaragua's agricultural sector represents 16.5 percent of the country's gross domestic product (GDP) and drives 35 percent of total exports. On Dec. 20, Nicaraguan President Daniel Ortega hailed the entry into force of this FTA as the "best Christmas gift." Previously, China and Nicaragua elevated their diplomatic relations to the level of a "strategic partnership." Additionally, the agreement will foster economic and technical cooperation between the two parties in the areas of agriculture, textiles, logistics, tourism, and small and medium-sized enterprises,





it underscored. Nicaragua hopes that China will become one of the main suppliers of raw materials, inputs, capital goods, consumer goods, machinery, equipment, among others, and a buyer of Nicaraguan agricultural exports, investing in the establishment of free zone companies. Nicaragua's agricultural sector represents 16.5 percent of the country's gross domestic product (GDP) and drives 35 percent of total exports. On Dec. 20, Nicaraguan President Daniel Ortega hailed the entry into force of this FTA as the "best Christmas gift." Previously, China and Nicaragua elevated their diplomatic relations to the level of a "strategic partnership."

**Source:** Telesure

## **Gots now Recognised by Germany's Sustainable Textile Label Green Button**

In September 2019, the Green Button was introduced in Germany, as the world's first government sustainable textile label designed to help improve textile production and label products that comply with social back and environmental standards. "The Green Button is only awarded to products that come from responsible companies and have been produced with sustainability aspects in mind. At the start of the Green Button, these were particularly environmental requirements for bleaching and dyeing as well as requirements for social and working conditions during cutting and sewing" explains the textile label's official website. Green Button 2.0 includes raw materials. Now, there is also the Green Button 2.0, which expands existing criteria and also includes requirements for the sustainable extraction of raw materials. Products may only contain approved fibres and materials. As proof of sustainable production, the Green Button accepts certification labels that meet the credibility criteria of the German federal government and have evaluated the required social and environmental requirements in the supply chain. Companies must provide proof of corresponding certification labels for these supply chain stages. GOTS now accepted certification label The Global Organic Textile Standard, or GOTS for short, was recently added to the list of certification labels accepted by Green Button. It has successfully passed the benchmarking process and is now a recognised certification label for production process requirements (meta-seal approach) under Green Button 2.0. From now on, the GOTS certification label will be accepted for manufacturing and wet processes and as before for the fibre and material production for the use of plant-based and animal fibres and for the use of man-made fibres with a proportion between 10 and 30 percent in the final product. Currently, 16 established certification label are recognised, among them Bluesign Product, Cotton Made in Africa (CmiA), Fairtrade Cotton, Fairtrade Textile standard, Global Recycled Standard, OekoTex Made in Green, Oeko-Tex Standard 100, Oeko-Tex Standard 100 „organic“ and Oeko-Tex Organic Cotton as well as the Responsible Down Standard, the Responsible Mohair Standard and the Responsible Wool Standard.

**Source:** Fashion United

## **Chinese Clothing Manufacturers gain Foothold on European Soil with their own Factories**

Chinese textile company Shanghai Jingqingrong Garment, which supplies clothing for multinational fashion chains such as Japan's Uniqlo or Sweden's H&M and COS, will open its first textile factory outside China, in Catalonia. Chinese clothing manufacturers gain foothold on European soil with their own factories. This is the result of an investment project by the textile company that has received the support of the Catalan government. It is a recent example of the trend for Chinese garment and textile manufacturers to locate more within Europe. Shanghai Jingqingrong's textile company is located in the Catalan town of Ripollet, a few kilometres north of Barcelona, in the Vallès Occidental region. The plant's management is preparing to open in the first half of 2024 and create some 30 jobs. This is the result of an investment of around three million euros set aside by Shanghai Jingqingrong Garment to launch a new international knitwear production line. Producing knitwear is a category that textile companies in Catalonia have historically specialised in. The image of the industrial area has attracted the attention of the Chinese company, according to Roger Torrent, minister of enterprise and labour for the Catalan government, the department that supported the initiative through Acció, an agency that supports foreign investments and business competitiveness. "It is no coincidence that Chinese companies like Shanghai Jingqingrong Garment are starting their international expansion strategies from Catalonia, one of the most industrialised areas in Europe and one of the main gateways to the continent," Torrent said in a government statement. He further highlighted that "Chinese companies have invested more than one billion euros in Catalonia in the past five years", in "projects that have led to more than 2,000 jobs".

**Source:** Fashion United

## **Bangladesh: Garment Exports up, but Imports of Inputs Slump**

Raw-material imports for Bangladesh's export-oriented readymade garment (RMG) industry dipped sharply in 2023, despite the sector maintaining a 3.67-percent year-on-year growth in exports, data showed. Textile and apparel leaders attributed the import decline to a combination of factors: ongoing dollar crisis, sluggish global demand for RMG and local millers operating below capacity due to gas crunch. According to millers, cotton imports fell significantly due mainly to the dollar crisis. They said gas constraints limited their production capacity to around 60 per cent. Apparel sector leaders, however, noted a rise in the use of locally produced yarn and fabric, alongside increased imports of non-cotton or man-made fibres (MMF) and recycled yarn from garment and textile waste. Data from the Bangladesh Textile Mills Association (BTMA) compiled from central bank figures shows a 24.85 per cent drop in cotton imports in 2023 to 1.35 million tonnes -- down from 1.80 million tonnes in 2022. Similarly, another key RMG input yarn imports declined by 10.11 per cent to 0.92 million tonnes last year, compared to



1.03 million tonnes in 2022. Woven and knit fabric imports also saw declines last year, falling by 14.49 per cent and 10.34 per cent respectively, to 0.49 million tonnes and 0.31 million tonnes in 2023. The country imported 0.57 million tonnes and 0.35 million tonnes of woven and knit fabric respectively in 2022, according to BTMA data. Mohammad Ali Khokon, president of the Bangladesh Textile Mills Association (BTMA), pointed the finger at inconsistent gas supply, forcing mills to run at reduced capacity, for the cotton import fall. He said many spinners, who primarily import cotton for the domestic market and do not have access to the export development fund, faced import difficulties amid the dollar crisis. According to the Bangladesh Garment Manufacturers and Exporters Association (BGMEA), RMG exports fetched the country \$47.38 billion last year -- a 3.67 per cent increase from US\$45.70 billion in 2022. Faruque Hassan, president of the BGMEA, credited an increased use of domestic yarn and fabric, leading to greater value addition, for 2023 export growth. Garment exporters sourced more local materials and also utilised some previously imported stock, he told The Financial Express. Moreover, imports of non-cotton or man-made fibre (MMF) significantly increased in 2023, as Bangladeshi manufacturers diversified their production towards value-added items beyond cotton, Mr Hassan said. BTMA data shows a 13.39 per cent rise in polyester and viscose fibre imports in the January-November period compared to the corresponding period in 2022. According to industry people, Bangladesh largely manufactures cotton-based products as 75 per cent of the readymade garments shipped for export are cotton-made. However, Mohammad Hatem, executive president of the Bangladesh Knitwear Manufacturers and Exporters Association (BKMEA), had a different opinion about the import fall. He translated the import fall of RMG inputs into declining export orders. "Cotton is the core raw material for the RMG sector and the country is completely import-dependent," he said in his argument. Mr Hatem, however, admitted some value additions which, he said, might have played a role in the reduced yarn and fabric imports.

**Source:** The Financial Express

## **Pakistan Seeks to Boost Textile Exports to China: FPCCI Chairman**

Chairman of the Federation Pakistan Chamber of Commerce and Industry (FPCCI) Capital Office, Karim Aziz Malik, expressed optimism about boosting Pakistan's textile exports to China during a meeting with a delegation of Chinese investors, said a press release issued today. He highlighted that while the majority of Pakistan's textile products are currently exported to Europe and America, the textile industry aims to enhance its presence in the Chinese market. Karim Aziz Malik assured Chinese investors of lucrative returns on their investments in Pakistan, emphasizing the favorable incentives and liberal policies available for both foreign and local investors across various sectors of the economy. "It is the right time for Chinese investors to earn lucrative returns on their investments in Pakistan and FPCCI assures to connect the Chinese investors with the right partners in Pakistan for joint ventures," Karim Aziz

Malik stated, as APP reported. The Chinese investors visited FPCCI Capital Office under the leadership of Zhang Yang, Director Chongjiang Federation of Investment and Commerce and Chairman of Chang Jiang Management Company. Pakistan provides attractive incentives which are available in special schemes and in traditional as well as non-traditional sectors of the economy which offer great opportunities to the business community to invest in the country and to have maximum profit on their investments, he said. Karim Aziz Malik briefed the delegation that Pakistan's top exportable items include textile made-up, cotton, knitted and non-knitted apparel, Rice, Pink Salt, Plastic Articles, Leather Articles, Automobiles, Mining, Gems Stones, Among many others. Chairman Capital Office said that Pakistan is the world's 10th Largest Producer of rice. Pakistan's exports make up more than 8% of the world's total rice trade. Pakistan's export of broken rice to China has increased substantially. He further said that Pakistan is the world's sole producer of pink Salt and the global market for pink salt is approximately \$12 billion. He invited Chinese investors to the emerging and fast-growing sector of Pink Salt for investment and joint venture. He informed that the season of Cherry is going to start in Gilgit Baltistan, and many Chinese delegations have visited the orchards of Cherries and they have shown their keen interest in importing Cherries from Pakistan. Ashfaq Ahmed, Vice President FPCCI stressed the importance of interaction between business people, expansion of trade, and creation of joint venture investment between both nations. He further said that in the future, Pak-China collaboration would largely be dependent on the active participation of their private sector enterprises. Both governments should play the role of facilitators of private-sector collaboration to enhance their role in promoting bilateral trade and investment. Malik Sohail Hussain, Chairman of Coordination FPCCI Capital Office briefed the participants about business opportunities and investment potential in various sectors of Pakistan's economy. He said that Pakistan and China have great prospects to promote cooperation in multiple areas. He said it was encouraging that many Chinese companies were investing in Pakistan and making useful contributions to the economic development of our country. He stressed for frequent exchange of trade delegations to bring the private sectors of both countries closer, exchange views, share experiences, and explore possibilities of setting up joint ventures in potential areas of cooperation. Speaking at the occasion, Zhang Yang, Director of CFIC and Chairman of Chang Jiang Management said that Pakistan has made attractive policies, which provide numerous investment opportunities for Chinese investors. He said that various Chinese companies are working in various fields in Pakistan. The two countries are committed to further improving trade relations and we hope that in the future there will be substantial growth in bilateral trade between the two countries. He further said that we are in an era of challenges and changes.

**Source:** Mettisglobal



## Meeting of the Trade Advisory Group (TAG) held in Delhi

On January 18, 2024, a pivotal meeting of the Trade Advisory Group (TAG) for Man-Made Fibre (MMF) Textiles convened in Delhi. The esteemed gathering was presided over by the Hon'ble Minister of Commerce & Industry, Consumer Affairs, Food & Public Distribution, and Textiles, Shri Piyush Goyal. The Chairmanship of the meeting was held by Shri Bhadresh Dodhia, Chairman of SRTEPC (Now MATEXIL).

During his presentation, Shri Dodhia underscored the critical necessity of ensuring the availability of raw materials for MMF Textiles in sufficient quantities at global market prices. This, he emphasized, is essential to enhance competitiveness and foster export growth. Additionally, he stressed the imperative need to modernize the processing sector for MMF Textiles.

Addressing the issue of Quality Control Orders (QCOs), Shri Dodhia advocated for the comprehensive inclusion of the entire value chain of Textiles & Clothing under QCOs at the earliest. He further proposed that inputs covered by QCOs should be exempted from the enforcement of QCO requirements on imports against Advance Authorizations.

Shri Dodhia highlighted the vast potential for increasing exports of Technical Textiles and recommended the notification of HS codes for additional Technical Textile products to facilitate this growth. In a bid to further support the industry, he urged the inclusion of Flexible Intermediate Bulk Containers (FIBC) under the Remission of Duties and Taxes on Exported Products (RoSCTL) Scheme.

Drawing attention to the challenges posed by the Red Sea Crisis, Shri Dodhia pointed out the sharp and exorbitant rise in freight rates, compelling exporters to suspend their export shipments. In response to this, he sought governmental support to help exporters navigate and overcome the challenging situation.

Concluding his presentation, Shri Dodhia appealed to the Government to extend the Amended Technology Upgradation Fund (ATUF) Scheme to attract investments in the MMF Textiles and Technical Textiles sector. The Trade Advisory Group meeting served as a platform to address crucial issues and strategize for the growth and resilience of the MMF Textiles industry in the face of contemporary challenges.

### Red Sea Crisis – A Pressing Challenge for Textile Exporters

The Red Sea, serving as a vital trade route connecting Europe and Asia through the Suez Canal, plays a pivotal role in global commerce. Approximately 12% of the world's trade, including a significant portion of Textiles & Clothing shipments, traverses this critical waterway.

However, the Red Sea is currently marred by a grave crisis as ships carrying cargoes face relentless attacks by militants along the Suez Canal. In response to these security threats, vessels are opting for a detour around Africa, adding an extra 6000 nautical miles to their journey and prolonging transit time by an additional 15 days. This strategic shift has resulted in a substantial surge in freight rates and insurance premiums, exacerbating the challenges faced by the shipping industry.

The frequency and intensity of attacks on commercial shipping in the Red Sea have escalated, casting a shadow of uncertainty over the region. The repercussions are already evident, with freight rates to European Ports from India experiencing a staggering 40% increase. This alarming trend indicates a looming threat of further escalation in shipping costs for textile exporters.

The timing of this crisis couldn't be worse for exporters of Textiles & Clothing, who are already grappling with adverse conditions stemming from a slowdown in major markets such as the US and Europe. Economic challenges in North Africa, marked by inflation and high-interest rates, have contributed to a decline in exports. The Red Sea crisis has compounded these woes, creating a precarious situation for exporters in the textile industry.

Recognizing the gravity of the situation, the Chairman of SRTEPC has intervened, appealing to the Government for swift action. The urgent request includes considerations such as an increase in Duty Drawback, RoSCTL, and RoDTEP rates. These measures are seen as crucial interventions to help exporters overcome the multifaceted challenges, ensuring their survival and sustained participation in the export market.

In light of the severity of the crisis and its profound impact on the textile export sector, the Chairman emphasizes the imperative for timely government support. The proposed measures aim to alleviate the immediate challenges posed by the Red Sea crisis, fortifying the resilience of Textiles & Clothing exporters and safeguarding the interests of this critical sector.



## Bharat Tex 2024 – A Global Spectacle in Textile Excellence

Bharat Tex 2024, recognized as the world's largest textile exhibition, is poised to take place from February 26th to 29th, 2024, in New Delhi. Encompassing an expansive 2 lakhs sq. mtrs., this extraordinary event will showcase the entire textile value chain, spanning from Fibre and Yarn to Fabrics, Apparels, Made-ups, and Technical Textiles. The collaborative effort of all Textiles Export Promotion Councils (EPCs) with the steadfast support of the Ministry of Textiles underscores its significance.

Anticipation and fervor surround Bharat Tex 2024, with industry stakeholders eagerly participating in this grand showcase. It aims to establish itself as the premier global textile fair, boasting an impressive exhibition area that consolidates India's standing as a reliable provider of textile products across the entire value chain.

Here's why Bharat Tex 2024 is an unmissable event for professionals, enthusiasts, and stakeholders alike:

- 1. Innovative Exhibitions and Pavilions:** The exhibition will feature dedicated pavilions highlighting sustainability and recycling, providing a platform for the display of cutting-edge practices in these domains. Attendees can explore interactive fabric testing zones and product demonstrations, unveiling the latest advancements in textile technology.
- 2. Enlightening Knowledge Sessions:** Bharat Tex 2024 is set to host a series of knowledge sessions and thematic discussions, delving into topics such as resilient global supply chains and digitization. These sessions promise to be a source of valuable insights for participants.
- 3. Distinguished Speakers and Industry Leaders:** Anticipate the presence of top policymakers, global CEOs, and international designers, transforming the event into a hub of ideas and innovations. The participation of these influential figures ensures a wealth of knowledge and experience for attendees, fostering a unique learning experience.
- 4. Special Showcases and Immersive Experiences:** Bharat Tex 2024 will present a diverse array of special showcases, from master classes by craftsmen with generational legacies to art exhibitions and events featuring global brands and international designers. These elements seamlessly blend tradition with modernity, offering a glimpse into the rich heritage and innovative spirit of the Indian textile sector.

In conclusion, Bharat Tex 2024 transcends the conventional textile expo; it symbolizes a convergence of tradition, innovation, and sustainability. It serves as both a celebration of the diversity and richness of Indian textiles and a pivotal moment in solidifying India's leadership in sustainable and innovative textile practices on the global stage. This event is not just a showcase; it is a defining chapter in the global narrative of textile excellence.



## Index of Industrial Production (IIP) (April -November 2023-2024)

### Highlights

- The Index of Industrial Production (IIP) grew at a high of 2.4% in November 2023 over the index of November 2022.
- The Cumulative overall growth of IIP registered a growth of 6.4% during April-November 2023-2024 over the corresponding period of the previous year.
- The Index of Industrial production for the month of November 2023 for Textiles sector have shown decline of 3.7 % as compared to November 2022.
- There has been a cumulative decline of 0.3% in Textiles Sector during April-November 2023-2024 over the corresponding period of 2022-2023.
- The index of manufacturing sector has increased by 1.2% during the month of November 2023, while the cumulative growth during April-November 2023-2024 over the corresponding period of the previous year has increased by 5.8%.

The Statement below gives the Quick Estimates of growth rate of the Index of Industrial Production (IIP) at 2-digit level of the National Industrial Classification (NIC-2008) for the period of April-November 2023-2024, along with the cumulative growth rates over corresponding period of the previous year:

Industry Code	Description	Percentage growth					
		April 2022	November 2022	April 2023	November 2023	Apr-Nov 2022-2023	Apr-Nov 2023-2024
13	Textiles	-0.3	-9.0	-6.3	-3.7	-8.0	-0.3
14	Wearing apparel	65.7	-11.7	-29.1	-20.5	3.3	-20.2
10-32	Manufacturing	6.3	6.1	4.9	1.2	5.0	5.8
	General	7.1	7.1	4.2	2.4	5.5	6.4

Source: Ministry of Statistics & Programme (MOSPI) [www.mospi.nic.in](http://www.mospi.nic.in)

## Policy Amendment

### Policy Amendments & Notifications

Sr. No.	Heading No.	Date	Subject	Description	Download the Link
1	Trade Notice No. 36/2023-24	December 26, 2023	Extension of Date for Mandatory electronic filing of Non-Preferential Certificate of Origin (CoO) through the Common Digital Platform to 31st December 2024-reg.	Earlier Trade Notice 27/2022-23 dated 28/03/2023, it is informed that the transition period for mandatory filing of applications for Non-Preferential Certificate of Origin through the e-CoO Platform has been further extended till 31st December, 2024.	<a href="http://tinyurl.com/35ufymd5">http://tinyurl.com/35ufymd5</a>
2	Order No.6/5/2015-TUFS	December 20, 2023	Modifications in the ATUFS Scheme	Ministry of Textiles vide order dated December 20, 2023 have modified the Revised Guidelines of ATUFS Scheme	<a href="http://tinyurl.com/2euxhv4v">http://tinyurl.com/2euxhv4v</a>

## Exports of MMF Textiles during April - November 2023

Table 1: Product Category-wise Exports of MMF Textiles during April – November 2023

Product	Unit	Volume in Mn.		% Growth	Value in US\$ Mn.		% Growth
		Apr - Nov 2022	Apr - Nov 2023		Apr - Nov 2022	Apr - Nov 2023	
Fibre	Kgs	201.2	193.5	-4%	311.6	259.2	-17%
Yarn	Kgs.	493.9	446.8	-10%	1,170.2	981.6	-16%
Fabrics	Kgs.	63.2	89.0	41%	1,324.6	1,361.5	3%
	Sqm	1,279.7	1,462.4	14%			
Made-ups	Kgs.	278.3	303.5	9%	1,051.9	900.2	-14%
	Nos.	1.0	1.4	35%			
	Sqm	48.7	25.8	-47%			
Total					3,858.2	3,502.5	-9.2%

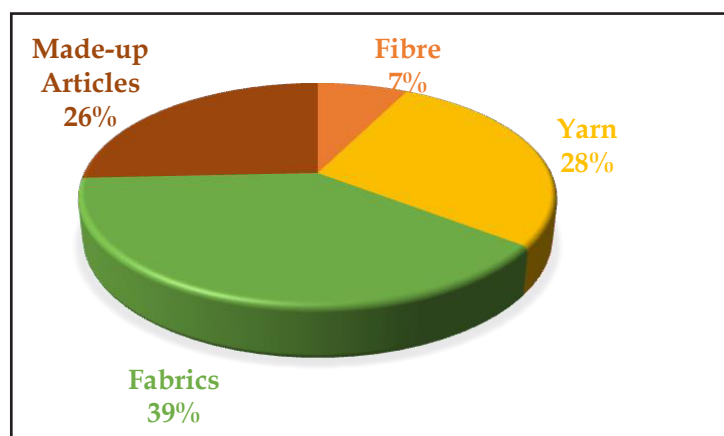
Source: DGCI&S and SRTEPC Analysis

- Exports of Indian Man-made Fibre (MMF) Textiles have reached US\$ 3,502.5 Mn. in Apr - Nov 2023 as against exports of US\$ 3,858.2 Mn. during the corresponding period of the previous year.
- The overall MMF Textiles exports from India have declined by 9.2% in Apr – Nov 2023 as compared to the same period of the previous year.
- The exports value of MMF Fabrics has grown by 3% in Apr – Nov 2023 as compared to Apr - Nov 2022. However, the exports volume of MMF Fabrics has grown by 14% (in sq. m.) during the same period.
- The exports volume of MMF Made-ups (in kgs) has grown by 9% in Apr - Nov 2023 as compared to Apr - Nov 2022. However, the exports value of MMF Made-ups has declined by 14% during the same period.

## Product Category Share in MMF Textiles Exports

- During Apr - Nov 2023, MMF Fabrics were the largest exported commodity, representing 39% of the exports share, followed by MMF Yarns 28%, MMF Made-ups 26% and Man-made Fibres 7%.

Figure 1: Product Categories Exports Share in Apr - Nov 2023



Source: DGCI&S and SRTEPC Analysis



## Product-wise Exports during April – November 2023

### Exports of Man-made Fibres

- Polyester Staple Fibre (PSF) was the largest exported Man-made Fibre from India representing 57% of the exports share, followed by Viscose Staple Fibre (VSF) with 37% share and Polypropylene Staple Fibre (PPSF) with 3% share, during Apr - Nov 2023.
- The exports value of PSF and PPSF has declined by 27% and 45%, respectively during Apr - Nov 2023 as compared to Apr - Nov 2022. However, the exports value of VSF have shown a healthy growth of 45% during the same period.

Table 2: Exports of Man-made Fibres

Product Category	UoM	Volume in Mn.		% Growth	Value in US\$ Mn.		% Growth
		Apr - Nov 2022	Apr - Nov 2023		Apr - Nov 2022	Apr - Nov 2023	
Polyester Staple Fibre	Kgs	154.08	134.14	-13%	201.59	146.69	-27%
Viscose Staple Fibre	Kgs	27.00	48.87	81%	65.69	95.45	45%
Polypropylene Staple Fibre	Kgs	8.72	5.62	-36%	15.18	8.41	-45%
Other Fibres	Kgs	11.38	4.85	-57%	29.09	8.66	-70%
<b>Total Fibre</b>	<b>Kgs</b>	<b>201.18</b>	<b>193.48</b>	<b>-4%</b>	<b>311.55</b>	<b>259.21</b>	<b>-17%</b>

Source: DGCI&S and SRTEPC Analysis

### Exports of MMF Yarns

- Filament yarn occupies 46% share of the total MMF Yarns exported from India during Apr - Nov 2023.
- Polyester Filament Yarns (PFY) was the largest exported MMF Yarns from India representing 46% of the total MMF Yarn's exports from India, followed by Poly-Cotton (PC) Spun Yarn (10%), Poly-Viscose (PV) Spun Yarn (8%), Polyester Spun Yarn and VSF Spun Yarn, 7% each, during Apr - Nov 2023.
- The exports volume of major Man-made Filament Yarns (MMFY) has grown, except Polyester Filament Yarns (PFY), during Apr - Nov 2023 as compared to Apr - Nov 2022. However, the exports value of Viscose Filament Yarns (VFY) and Elastomeric yarns has grown by 13% and 106%, respectively during the same period.
- The exports value of all types of Man-made Spun Yarns (MMSY) has declined during Apr - Nov 2023 as compared to Apr - Nov 2022. However, the exports volume of PC and Viscose Spun Yarn has grown by 33% and 20%, respectively during the same period. This indicates that the cost of these yarns has declined during the same period.

Table 3: Exports of MMF Yarns

Product Category	UoM	Volume in Mn.		% Growth	Value in US\$ Mn.		% Growth
		Apr - Nov 2022	Apr - Nov 2023		Apr - Nov 2022	Apr - Nov 2023	
Filament Yarn							
Polyester	Kgs	324.31	268.24	-17%	581.16	451.15	-22%
Nylon	Kgs	8.63	9.87	14%	34.09	33.63	-1%
Viscose	Kgs	4.47	4.91	10%	25.08	28.23	13%
Polypropylene	Kgs	5.30	5.31	0%	11.64	10.03	-14%
Elastomeric	Kgs	1.45	4.57	215%	9.27	19.07	106%
Others	Kgs	8.71	2.06	-76%	40.38	2.06	-95%
Sub-Total	Kgs	352.87	300.91	-15%	701.62	579.44	-17%

Spun Yarn							
Poly-Cotton (PC)	Kgs	32.20	42.76	33%	97.17	96.85	0%
Poly-Viscose (PV)	Kgs	32.31	30.30	-6%	106.52	74.64	-30%
Polyester	Kgs	36.50	31.56	-14%	97.69	70.85	-27%
Viscose	Kgs	16.29	19.56	20%	69.56	66.35	-5%
Acrylic	Kgs	14.88	12.86	-14%	43.36	37.83	-13%
Others	Kgs	8.86	8.82	0%	54.28	55.60	2%
Sub-Total	Kgs	141.05	145.86	3%	468.58	402.12	-14%
<b>Total Yarn</b>	<b>Kgs</b>	<b>493.92</b>	<b>446.78</b>	<b>-10%</b>	<b>1170.2</b>	<b>981.56</b>	<b>-16%</b>

Source: DGCI&S and SRTEPC Analysis

## Exports of MMF Fabrics

- MMF Woven Fabrics exports value occupies 85% share of the total MMF Fabrics exported from India during Apr - Nov 2023.
- In terms of value, PFY Woven Fabrics was the largest exported MMF Fabrics from India, representing 25% of the MMF Fabric's exports share, followed by PV Fabrics (16%), Nonwovens (9%) and Weft Knitted Fabrics (5%) during Apr - Nov 2023.
- The exports value of MMF Woven Fabrics and MMF Nonwoven Fabrics has grown by 2.9% and 30%, respectively during Apr - Nov 2023 as compared to Apr - Nov 2022. However, the exports value of MMF Knitted Fabrics has declined by 24% during the same period.

Table 4: Exports of MMF Fabrics

Product Category	UoM	Volume in Mn.		% Growth	Value in US\$ Mn.		% Growth
		Apr - Nov 2022	Apr - Nov 2023		Apr - Nov 2022	Apr - Nov 2023	
Woven Fabric							
Polyester Filament	Sqm	497.65	546.71	10%	346.87	341.57	-2%
Poly-Viscose Spun	Sqm	138.39	181.53	31%	184.78	223.18	21%
Polyester Spun	Sqm	40.11	42.53	6%	34.85	35.65	2%
Poly-Cotton Spun	Sqm	43.32	49.51	14%	34.13	35.49	4%
Viscose Spun	Sqm	47.98	47.63	-1%	40.10	33.24	-17%
Nylon Filament	Sqm	10.84	11.92	10%	14.29	11.97	-16%
Others	Sqm	501.46	582.59	16%	399.72	383.61	-4%
Sub-Total	Sqm	1279.75	1462.42	14%	1054.74	1064.71	1%
	Kgs	12.69	22.34	76%	76.49	98.80	29%
Knitted Fabric							
Weft Knitted	Kgs	12.40	12.06	-3%	98.44	74.68	-24%
Warp Knitted	Kgs	0.10	0.06	-39%	0.35	0.24	-31%
Sub-Total	Kgs	12.50	12.12	-3%	98.79	74.92	-24%
Nonwovens							
Nonwovens	Kgs	38.04	54.53	43%	94.54	123.09	30%

Source: DGCI&S and SRTEPC Analysis

## Exports of MMF Made-ups

- The exports MMF Made-ups have declined by 14% during Apr - Nov 2023 as compared to Apr - Nov 2022.
- Bulk Containers were the largest exported MMF Made-ups, with an exports value of US\$ 516 Mn. during Apr - Nov 2023.

Table 5: Exports of MMF Made-ups (Values in US\$ Mn.)

Product Description	Apr - Nov 2022	Apr - Nov 2023	Net Change	% Growth
Bulk Containers	604.5	515.8	-88.7	-15%
Fishing Net	47.1	51.0	3.9	8%
Blanket	40.3	47.2	6.9	17%
Motifs	26.5	28.1	1.6	6%
Bed Linen	20.9	16.5	-4.5	-21%
Bedsheet	6.8	12.8	6.0	88%
Sacks and Bags	19.4	12.6	-6.8	88%
Tulles	11.9	11.1	-0.8	-35%
Life Jacket	11.2	10.2	-1.0	-7%
Curtains	13.4	9.3	-4.1	-9%
Other Made-ups	263.3	194.9	-68.4	-26%
<b>Total</b>	<b>1051.9</b>	<b>900.2</b>	<b>-151.7</b>	<b>-14%</b>

Source: DGCI&S and SRTEPC Analysis

## Leading Markets for Indian MMF Textiles during April – November 2023

- Top 10 export markets of Indian MMF Textiles represents 53% share of the total MMF Textiles exports from India.
- USA was the leading market for Indian MMF Textiles during Apr - Nov 2023, accounting for 15% exports share, followed by Turkey (9%), UAE (7%), and Bangladesh (6%).
- Other major markets during Apr - Nov 2023 as compared to Apr - Nov 2022 were Italy, Sri Lanka, UK, Brazil (3% each), Germany and Spain, 2% each.
- Russia was perceived as an emerging market for Indian MMF Textiles, with an export's growth of 53% during Apr - Nov 2023 as compared to Apr - Nov 2022.

Table 6: Leading Markets for Indian MMF Textiles (Values in US\$ Mn.)

Country	Apr - Nov 2022	Apr - Nov 2023	Net Change	% Change
USA	609.7	539.3	-70.4	-12%
Turkey	364.5	323.4	-41.1	-11%
UAE	249.5	238.7	-10.8	-4%
Bangladesh	225.3	197.4	-27.9	-12%
Sri Lanka	138.1	119.6	-18.6	-13%
Italy	113.5	102.8	-10.7	-9%
UK	108.6	101.8	-6.9	-6%
Brazil	124.8	88.5	-36.3	-29%
Germany	96.9	82.7	-14.2	-15%
Spain	87.4	78.2	-9.2	-11%
RoW	1739.8	1630.2	-109.6	-6%
<b>Total</b>	<b>3858.2</b>	<b>3502.5</b>	<b>-355.7</b>	<b>-9%</b>

Source: DGCI&S and SRTEPC Analysis

\*Rest of the World



## Exports of Technical Textiles during Apr - Nov 2023

Table 1: Product Category-wise Exports of Technical Textiles During April – November 2023

Product	Unit	Volume in Mn.		% Growth	Value in US\$ Mn.		% Growth
		Apr - Nov 2022	Apr - Nov 2023		Apr - Nov 2022	Apr - Nov 2023	
Technical Fibre	Kgs	0.1	4.6	-	0.3	10.2	-
Technical Yarn	Kgs	36.0	38.8	8%	74.7	71.9	-4%
Technical Fabrics	Kgs	77.0	95.3	24%	517.82	596.99	15%
	Sqm	469.5	693.3	48%			
Technical Apparel	Nos	31.3	43.5	39%	82.2	84.3	3%
Technical Made-ups	Kgs	317.7	332.5	5%	1013.64	943.96	-7%
	Sqm	1.2	1.4	11%			
	Nos	10.9	10.9	0%			
	Prs	10.0	9.0	-9%			
Total					1688.6	1707.4	1.1%

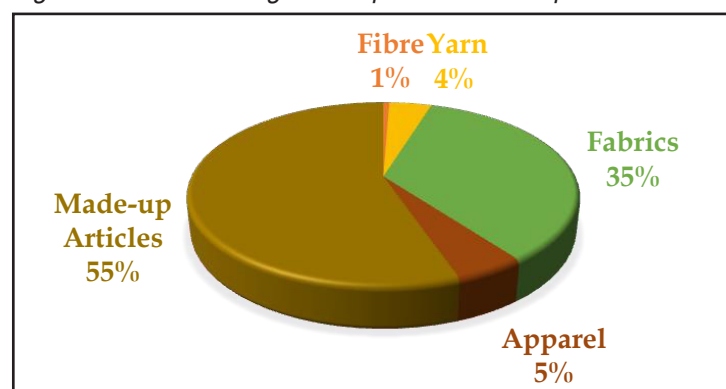
Source: DGCI&S and SRTEPC Analysis

- The overall exports of Technical Textiles from India stood at US\$ 1,707.4 Mn. during Apr - Nov 2023 as against exports of US\$ 1,688.6 Mn. during Apr - Nov 2022.
- The overall exports of Technical Textiles from India have declined by 1.1% during Apr - Nov 2023 as compared to Apr - Nov 2022.
- Exports of Technical Fabrics and Apparel have shown a growth of 15% and 3%, respectively, during Apr - Nov 2023 as compared to Apr - Nov 2022.
- Exports value of Made-ups has declined by 7% during Apr - Nov 2023 as compared to Apr - Nov 2022. However, the exports volume of Made-ups has grown by 5% (l Kgs) during the same period.
- The exports value of Technical Yarns has declined by 4% in Apr - Nov 2023 as compared to Apr - Nov 2022. However, the exports volume of Technical Yarns has grown by 8% during the same period.
- Technical Made-ups were the largest exported product category with an exports value of US\$ 944 Mn. during Apr - Nov 2023.

## Product Category Share in MMF Textiles Exports

- Technical made-up articles such as sling, ropes, gauze, wipes, etc. are the largest exported commodities from India during Apr - Nov 2023, representing 55% of the exports share.
- Technical fabrics such as coated, laminated, fire resistant, etc. are the second largest exported commodities from India during Apr - Nov 2023, representing 35% of the exports share.

Figure 1: Product Categories Exports Share in Apr - Nov 2023



Source: DGCI&S and SRTEPC Analysis

## Segment-wise Exports of Technical Textiles

Table 2: Segment-wise Exports of Technical Textiles in US\$ Mn.

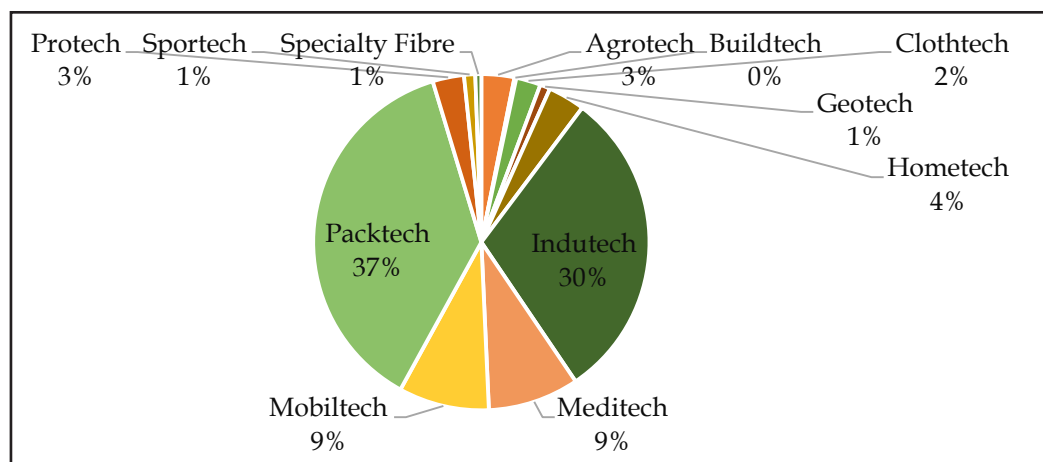
TT Segments	Apr - Nov 2022	Apr - Nov 2023	% Growth
Agrotech	47.1	54.1	15%
Buildtech	3.9	3.0	-23%
Clothtech	42.6	40.5	-5%
Geotech	6.4	16.7	163%
Homotech	49.7	60.8	22%
Indutech	485.5	516.9	6%
Meditech	133.3	149.6	12%
Mobiltech	114.7	148.8	30%
Packtech	732.7	637.4	-13%
Protech	54.8	51.5	-6%
Sportech	17.8	18.4	4%
Specialty Fibre	0.0	9.8	-
<b>Grand Total</b>	<b>1688.6</b>	<b>1707.4</b>	<b>1%</b>

Source: DGCI&S and SRTEPC Analysis

- Geotech was the fastest growing segment during Apr - Nov 2023 as compared to Apr - Nov 2022, with a growth rate of 163%.
- Mobiltech segment showed a growth rate of 30%, followed by Homotech (22%) and Agrotech (15%), during Apr - Nov 2023 as compared to Apr - Nov 2022.
- Buildtech, Clothtech and Packtech segment's exports have declined by 23%, 5% and 13%, respectively during Apr - Nov 2023 as compared to Apr - Nov 2022.
- Packtech was the largest exported products with an exports value of US\$ 637 Mn. during Apr - Nov 2023, respectively.

## Products-wise Exports of Technical Textiles (Top 10 Exported Products)

Figure 2: Segment-wise Exports Share in Apr - Nov 2023



Source: DGCI&S, DGFT, Baseline Survey 2020 and SRTEPC Analysis

- Packtech was the largest exported segment representing 37% of the exports share during Apr - Nov 2023, followed by Indutech (30%), Meditech (9%) and Mobiltech (9%).

## Products-wise Exports of Technical Textiles (Top 10 Exported Products)

- Table 2 shows the exports of top 10 exported Technical Textiles products from India during Apr - Nov 2023. These products represents 72% share of the total Technical Textiles exports from India in Apr - Nov 2023.

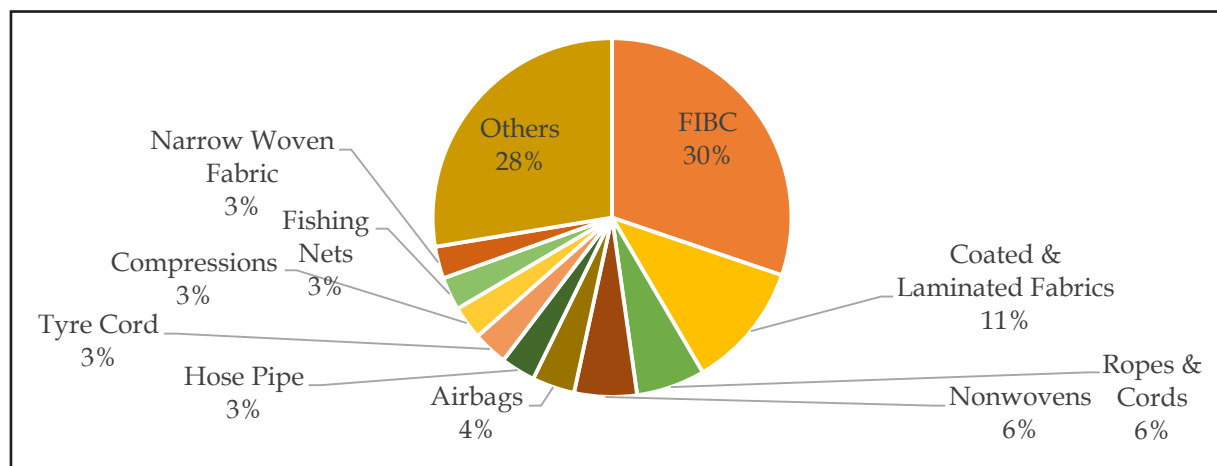
Table 3: Exports of Top 10 Technical Textiles Products in US\$ Mn.

Top 10 Exported Products	Apr - Nov 2022	Apr - Nov 2023	% Growth
FIBC	604.5	515.8	-15%
Coated Fabrics	156.4	193.8	24%
Ropes & Cords	118.7	105.9	-11%
Nonwovens	98.4	96.4	-2%
Airbags	50.8	65.4	29%
Hose Pipe	46.6	53.4	15%
Tyre Cord	33.7	53.4	59%
Compressions	51.6	51.8	0%
Fishing Nets	47.1	51.0	8%
Narrow Fabric	37.6	49.3	31%

Source: DGCI&S, DGFT and SRTEPC Analysis

## Products-wise Exports of Technical Textiles (Top 10 Exported Products)

Figure 3: Segment-wise Exports Share in Apr - Nov 2023



Source: DGCI&S, DGFT, Baseline Survey 2020 and SRTEPC Analysis

- FIBC bags are the largest exported products from India, representing 30% exports share in Apr - Nov 2023, followed by Coated & Laminated Fabrics (11%), Ropes & Cordages (6%) and Nonwovens (6%).



## Top 10 Emerging Products in Apr - Nov 2023

- Table 3 shows top 10 products which were emerging as the highest grown products during Apr - Nov 2023 as compared to Apr - Nov 2022.
- In Apr - Nov 2023, Strip Yarn have shown highest growth of 319% as compared to Apr - Nov 2022, followed by Medical Tape (138%) and Dressings (91%).

Table 4: Exports of Top 10 Emerging Technical Textile Products in US\$ Mn.

Top 10 Emerging Products	Apr - Nov 2022	Apr - Nov 2023	% Growth
Strip Yarn	0.16	0.67	319%
Medical Tapes	0.84	2.00	138%
Dressings	0.32	0.61	91%
Coated Abrasives	0.95	1.63	72%
Carpet Tiles	11.94	19.29	62%
Tyre Cord	33.68	53.39	59%
Medical Gauze	0.21	0.32	52%
Cotton Wool	31.01	43.65	41%
Wall Coverings	0.37	0.52	41%
Narrow Woven Fabric	37.60	49.32	31%

Source: DGCI&S, DGFT, and SRTEPC Analysis

## Leading Export Markets of Technical Textiles

Table 5: Leading Export Markets of Technical Textiles (Values in US\$ Mn.)

Country	Apr - Nov 2022	Apr - Nov 2023	% Growth	Share in Apr - Nov 2023
USA	498	499	0%	29.2%
Germany	84	83	-1%	4.8%
UK	69	79	14%	4.6%
UAE	59	64	8%	3.8%
Netherlands	66	61	-8%	3.6%
France	49	45	-8%	2.6%
Australia	43	41	-4%	2.4%
S. Korea	34	41	21%	2.4%
RoW	787	795	1.1%	46.6%
<b>Total</b>	<b>1689</b>	<b>1707</b>	<b>1.1%</b>	<b>-</b>

Source: DGCI&S, DGFT and SRTEPC Analysis

- Top 8 export markets of Technical Textiles represents 53.4% of the total Technical Textiles exports from India.
- Among these export markets, exports of Technical Textiles to UK, UAE and S. Korea have shown a growth of 14%, 8% and 21% respectively, during Apr - Nov 2023 as compared to Apr - Nov 2022.
- However, the exports of Technical Textiles to all the other Top 8 markets have declined, except USA, during Apr - Nov 2023 as compared to Apr - Nov 2022.
- USA was the largest market of Technical Textiles representing 29.4% of the India's exports share, followed by Germany (4.8%) and UK (4.7%) during Apr - Nov 2023.
- India exported Technical Textiles worth US\$ 499 Mn. to USA during Apr - Nov 2023.

## Tremendous Global Export Opportunity for Manmade Fibre Yarns

### Introduction

Yarns form the foundational element of the entire downstream textile value chain, created through the meticulous process of collecting and twisting fibers. This transformation of fibers into yarns is imperative for the production of diverse woven and knitted fabrics, influencing the specifications, quality, strength, and durability of the end products.

The two primary types of yarns, Filament Yarn and Spun Yarn, serve distinctive purposes. Filament yarns are produced by twisting or spinning fibers into continuous strands, while Spun yarns, also known as Staple yarns, consist of fibers in short discrete lengths. Manmade Fibre (MMF) Yarns, primarily composed of Polyester (78%), Viscose (16%), Nylon (3%), and other blends (3%), are instrumental in manufacturing non-cotton fabrics, including Readymade Garments, Home Textiles, Carpets, and Technical Textiles.

### Growing World MMF Yarn Market

The global MMF yarn market currently stands at US\$ 35 billion, experiencing a decade-long Compound Annual Growth Rate (CAGR) of 2.26% from 2013 to 2022. MMF Filaments dominate the global trade, holding a 69% share in 2022.

During the same period, the MMF Filament yarn market expanded from US\$ 19 billion to US\$ 24 billion at a CAGR of 2.80%, while the MMF Spun Yarn market grew from US\$ 9 billion to US\$ 11 billion at a CAGR of 2%.

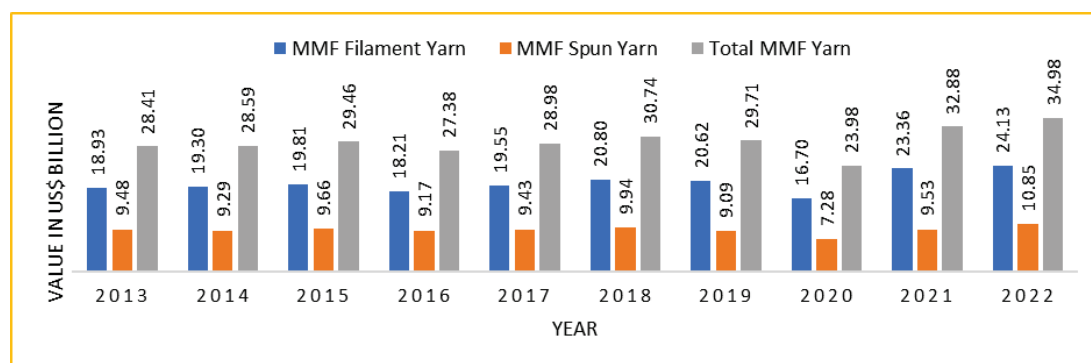


Figure. 1 Decadal growth trends in Manmade fibre yarns trade globally

Source: ITC Trade Map and SRTEPC Analysis

### Growth Drivers for MMF Yarns

The steady growth of the global MMF Yarns market is propelled by increasing demand in various industries and technological advancements in yarn production. These yarns find extensive applications in apparel, industrial sectors, household textiles, and diverse markets such as automotive and medical industries. Notably, MMF Yarns offer durability, wrinkle-resistant properties, and high tensile strength, making them indispensable in a wide array of products.

Table. 1. Top ten globally imported MMF Filament Yarn and leading importing countries

HS Code	Description	Import value in 2022 (In US\$ Bn.)	Major importing countries
540233	Textured filament yarn of polyester (excl. that put up for retail sale)	4.57	Turkey, Brazil, Pakistan, Bangladesh, USA
540220	High-tenacity filament yarn of polyesters (excl. that put up for retail sale)	1.84	USA, Germany, Turkey, Korea RP, France
540244	Synthetic filament elastomeric yarn, single, untwisted or with a twist of <= 50 turns per metre	1.78	Turkey, China, Italy, Bangladesh, Taiwan
540219	High-tenacity filament yarn of nylon or other polyamides (excl. sewing thread, yarn put up	1.60	Vietnam, Thailand, China, USA, Czech Republic

540247	Filament yarn of polyester, incl. monofilament of < 67 decitex, single,	1.44	Egypt, Turkey, Pakistan, Japan, Korea RP
540245	Filament yarn of nylon or other polyamides, incl. monofilament of < 67 decitex, single, untwisted	1.15	Italy, Korea RP, Turkey, Vietnam, China
540246	Filament yarn of polyester, incl. monofilament of < 67 decitex, single, untwisted	1.06	Turkey, Egypt, Brazil, Indonesia, Japan
540419	Synthetic monofilament of >= 67 decitex and with a cross sectional dimension of <= 1 mm (excl. ...	0.94	USA, China, Belgium, Mexico, Germany
540231	Textured filament yarn of nylon or other polyamides, with a linear density of <= 50 tex per meter	0.94	Brazil, Italy, Turkey, Vietnam, China
540211	High-tenacity filament yarn of aramids (excl. sewing thread and yarn put up for retail sale)	0.88	USA, Germany, China, Italy, Poland
540262	Multiple "folded" or cabled filament yarn of polyester, incl. monofilament of < 67 decitex	0.53	Turkey, Bangladesh, Vietnam, USA, Belgium

Source: ITC Trade Map

Polyester textured filament yarn was the leading globally imported filament yarn in value terms with US\$ 4.57 Bn. in 2022 followed by polyester high tenacity yarn, synthetic filament elastomeric yarn, high-tenacity filament yarn of nylon, etc. Leading countries to import MMF filament yarn in 2022 were Turkey, Brazil, Bangladesh, Pakistan, USA, Germany, Korea RP, Italy, France, Taiwan, etc.

Table. 2. Top ten globally imported MMF Spun Yarn and leading importing countries

HS Code	Description	Import value in 2022 In US\$ Bn.)	Major importing countries
550953	Yarn containing predominantly, but < 85% polyester staple fibres by weight, mixed with cotton	1.48	Honduras, Colombia, El Salvador, Korea RP, Portugal
551011	Single yarn, containing >= 85% artificial staple fibres by weight	0.83	Brazil, Bangladesh, Italy, Turkey, Korea RP
550921	Single yarn containing >= 85% polyester staple fibres by weight	0.80	Brazil, Turkey, USA, Vietnam, Egypt
550932	Multiple "folded" or cabled yarn containing >= 85% acrylic or modacrylic staple fibres	0.70	Bangladesh, France, Spain, USA, Italy
550922	Multiple "folded" or cabled yarn containing >= 85% polyester staple fibres by weight	0.61	Bangladesh, Turkey, Vietnam, Brazil, USA
550951	Yarn containing predominantly, but < 85% polyester staple fibres by weight, mixed with viscose	0.59	Turkey, Brazil, Vietnam, Korea RP, Japan
551110	Yarn containing >= 85% synthetic staple fibres by weight, put up for retail sale	0.36	USA, Canada, UK, Germany, Chile
550959	Yarn containing predominantly, but < 85% polyester staple fibres by weight, other	0.31	Cambodia, Egypt, Bangladesh, Vietnam, Pakistan
551090	Yarn containing predominantly, but < 85% artificial staple fibres	0.30	Bangladesh, Italy, Cambodia, Turkey, Korea RP
550969	Yarn containing predominantly, but < 85% acrylic or modacrylic staple fibres by weight, other	0.29	Bangladesh, Vietnam, China, Belarus, Korea RP
540262	Multiple "folded" or cabled filament yarn of polyester, incl. monofilament of < 67 decitex	0.53	Turkey, Bangladesh, Vietnam, USA, Belgium

Source: ITC Trade Map

Polyester-cotton spun yarn has emerged as the leading globally imported spun yarn with import value US\$ 1.48 Bn. in 2022,

followed by single yarn of artificial staple fibre, single yarn of polyester staple fibre, cabled yarn of modacrylic staple fibre, etc. Some of the leading spun yarn importing countries during 2022 were Honduras, Colombia, Brazil, Bangladesh, Turkey, USA, Vietnam, Horea RP, France, Spain, etc.

## Export of MMF Yarn from India

Despite a 9% decline in the last decade, India's MMF Yarn exports showcase potential for growth. MMF Filament yarns constitute around 59% of India's MMF yarn exports in 2022.

The decline in exports of MMF Filament yarn can be attributed to increased loomage capacity in the country, leading to heightened consumption and demand. Fierce price competition, particularly from countries like China, has also impacted India's competitiveness in the international market.

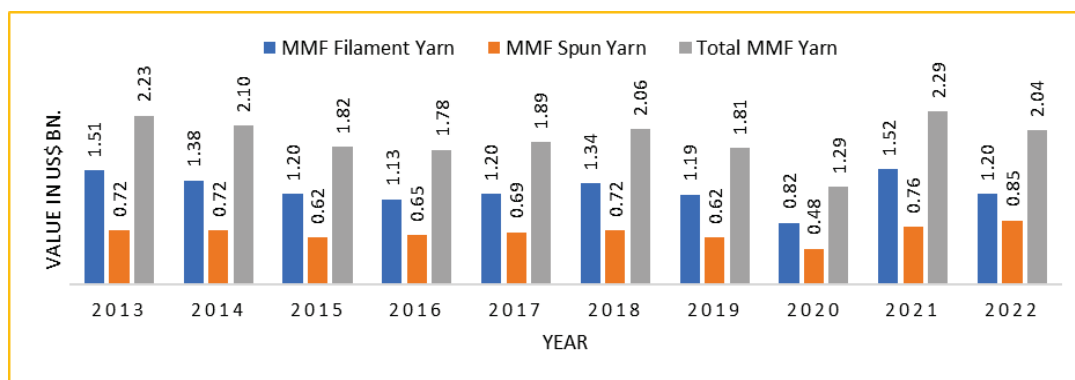


Figure. 2 Decadal growth trends in Manmade fibre yarns from India

Source: ITC Trade Map, DGCI&S and SRTEPC Analysis

## World Demand for MMF Yarns to grow at a CAGR of 4.30 % by 2030

The global MMF yarn market is projected to reach approximately US\$ 47 billion by 2030, growing at a CAGR of 4.30% during 2022-2030. MMF Filament yarn is expected to witness a CAGR of 3.74%, reaching US\$ 32.37 billion, while MMF Spun yarn is projected to grow at a CAGR of 3.58%, reaching US\$ 14.38 billion.

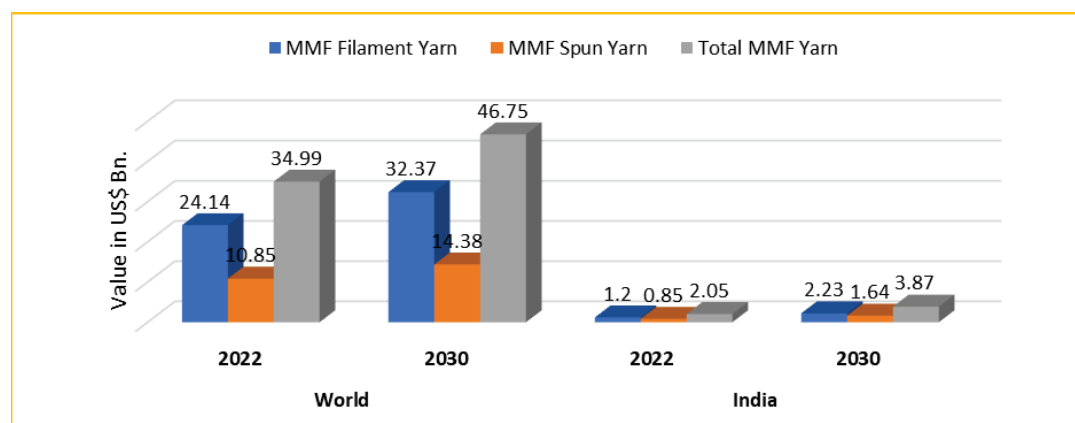


Figure. 3. Projected World Demand for Manmade fibre yarns during 2022-2030

Source: Projection made on the basis of SRTEPC Analysis of data from ITC trade map and DGCI&S

## Export Projections for MMF Yarns from India

India's MMF Yarn exports are anticipated to increase from US\$ 2.05 billion to US\$ 3.87 billion by 2030, demonstrating a robust CAGR of 8.26%. This growth is bolstered by various schemes, including IPDS, SITP, ATUFS, SAMARTH, PM MITRA, etc. By 2030, the projected share of MMF Filament in India's MMF yarn exports is 58%, with MMF Spun accounting for 42%.



Continued from Page 04.....

## Vote of Thanks

Shri Shaleen Toshniwal, Vice Chairman of SRTEPC, expressed gratitude to Shri Piyush Goyal for his presence and congratulated award winners. He highlighted the need for ambitious goals and collaboration within the textile industry. Shri Toshniwal extended thanks to Smt. Roop Rashi, Textile Commissioner, and all stakeholders for their support in making the award function a success.

In conclusion, the event showcased the resilience and achievements of the textile industry, setting the stage for continued growth and excellence.



Vote of Thanks by Shri Shaleen Toshniwal, Vice-Chairman, SRTEPC

## SRTEPC Awards Winners List 2022-23: Recognizing Excellence in Textile Exports

In a ceremony of prestige and achievement, the Synthetic & Rayon Textiles Export Promotion Council (SRTEPC) proudly acknowledges outstanding performers in the textile industry for the fiscal year 2022-23. The recipients of these prestigious awards, spanning various categories, have demonstrated unparalleled dedication and excellence in their export endeavors.



M/s. Dodhia Synthetics Ltd., receiving 2 Tophies from the Hon'ble Minister of Textiles, Shri Piyush Goyal.



M/s. Banswara Syntex Limited, receiving 2 Trophies from the Hon'ble Minister of Textiles, Shri Piyush Goyal.



M/s. Reliance Industries receiving 6 Tophies from the Hon'ble Minister of Textiles, Shri Piyush Goyal.



M/s. Grasim Industries Limited receiving 2 Tophies from the Hon'ble Minister of Textiles, Shri Piyush Goyal.



## SRTEPC Award Winners for the Year 2022-2023

<b>SRTEPC Special Award (Overall Export Performance)</b>	
Reliance Industries Ltd.	Gold Trophy
Grasim Industries Ltd.	Silver Trophy
Sutlej Textiles and Industries Limited	Bronze Trophy
RSWM Ltd.	Brass Trophy
<b>Merchant Exporter</b>	
Le Merite Exports Ltd.	Gold Trophy
Alltex Exim Private Limited	Silver Trophy
Rughani Brothers	Bronze Trophy
<b>Polyester Staple Fibre</b>	
Reliance Industries Ltd.	Gold Trophy
<b>Viscose Staple Fibre</b>	
Grasim Industries Ltd.	Gold Trophy
<b>Continuous Yarn</b>	
Reliance Industries Ltd.	Gold Trophy
Wellknown Polyesters Limited	Silver Trophy
Dodhia Synthetics Ltd.	Bronze Trophy
<b>Continuous Viscose Yarn</b>	
Grasim Industries Ltd., VFY Business	Gold Trophy
<b>Continuous Nylon Yarn</b>	
Shiven Yarn Private Limited	Gold Trophy
<b>Continuous Polypropylene Yarn</b>	
Daman Polythread Private Limited	Gold Trophy
<b>Spun Yarn</b>	
RSWM Ltd.	Gold Trophy
Banswara Syntex Limited	Silver Trophy
<b>Man-Made Fibre Yarn Blended With Natural Fibre</b>	
Vardhman Textiles Limited	Gold Trophy
Sutlej Textiles and Industries Limited	Silver Trophy
<b>Sewing Thread/Embroidery Thread/Metallic Yarn</b>	
Sumilon Industries Pvt.Ltd.	Gold Trophy
<b>Synthetic &amp; Rayon Dyed Yarns</b>	
Sutlej Textiles and Industries Limited	Gold Trophy
Dodhia Synthetics Ltd.	Silver Trophy
<b>Synthetic &amp; Rayon Filament Fabrics</b>	
D'Décor Home Fabrics Pvt.Ltd.	Gold Trophy
D Décor Exports Pvt.Ltd.	Silver Trophy
<b>Synthetic &amp; Rayon Spun Fabrics</b>	
Saam Textiles Pvt. Ltd.	Gold Trophy
Banswara Syntex Limited	Silver Trophy
<b>Blended Fabrics Of Synthetic Fibre And Natural Fibres</b>	
D'Décor Home Fabrics Pvt.Ltd.	Gold Trophy
Vardhman Textiles Limited	Silver Trophy

<b>Knitted Fabrics</b>	
Goyal Knitfab Pvt.Ltd.	Gold Trophy
Deven Textile Industries Pvt.Ltd.	Silver Trophy
<b>Fabric-Based Made Ups</b>	
D'Décor Home Fabrics Pvt.Ltd.	Gold Trophy
Kishorilal Shyamsunder	Silver Trophy
<b>Home Furnishings And Embroidered/Value-Added Textiles</b>	
D'Décor Home Fabrics Pvt.Ltd.	Gold Trophy
Vaibhav Exports	Silver Trophy
Platinum Textile World	Bronze Trophy
<b>Micro &amp; Small Scale Sector</b>	
Sunrise Export	Gold Trophy
Siddhachal Textile Pvt.Ltd.	Silver Trophy
Alltex Exim Private Limited	Bronze Trophy
<b>Merchant Exporter Fabrics</b>	
Sunrise Export	Gold Trophy
Amber Exports (India)	Silver Trophy
Atlas Exports (India)	Bronze Trophy
<b>Merchant Exporter Made-Ups</b>	
Tulip Garment Accessories	Gold Trophy
Shreekrishna Dyeing & Printing Works	Silver Trophy
<b>Exports of Fibre/Yarn To "Focus LAC" Countries</b>	
Reliance Industries Ltd.	Gold Trophy
<b>Exports of Fabrics/Made-Ups To "Focus LAC" Countries</b>	
Shomer Exports	Gold Trophy
<b>Exports of Fibre/Yarn To "Focus Africa" Countries</b>	
Reliance Industries Ltd.	Gold Trophy
<b>Exports of Fabrics/Made-Ups To "Focus Africa" Countries</b>	
V-TEX Overseas Private Limited	Gold Trophy
<b>Exports of Fibre/Yarn To "Focus SAARC" Countries</b>	
Reliance Industries Ltd.	Gold Trophy
<b>Exports of Fabrics/Made-Ups To "Focus SAARC" Countries</b>	
Saam Textiles Pvt. Ltd.	Gold Trophy
<b>Speciality &amp; Innovative MMF Products</b>	
Alltex Exim Private Limited	Gold Trophy
<b>Certificate Of Merit</b>	
Jiwrajka Textile Industries	
Rishab World	
Fuego Tex	
Bluesky Enterprise	
Siddhigiri Fabrics Pvt.Ltd.	

These awards reflect the commitment, innovation, and resilience displayed by the textile industry in navigating the global market and contributing to India's growth as a textile powerhouse. Congratulations to all the recipients for their well-deserved recognition and excellence in textile exports.



# GLIMPSES OF EXPORT AWARD FUNCTION



Lightning of lamp by Shri Piyush Goyal, Hon'ble Minister of Commerce and Industry, Consumer Affairs, Food And Public Distribution And Textiles



Shri Piyush Goyal, Hon'ble Minister of Commerce & Industry, Consumer Affairs, Food & Public Distribution and Textiles, Shri Bhadrash Dodiha, Chairman, Shri Shaleen Toshniwal, Vice Chairman Shri Dhiraj R. Shah, Convenor on the dais



Shri Shaleen Toshniwal, Vice Chairman, SRTEPC presenting a memento to the Hon'ble Minister of Textiles Shri Piyush Goyal.



M/s. Alltex Exim Pvt. Ltd. receiving 3 Awards from Hon'ble Minister of Textiles, Shri Piyush Goyal



M/s. Shomer Exports, receiving Gold Trophy for Exports Of Fabrics/Made-Ups To "Focus Africa Countries" from Hon'ble Minister of Textiles, Shri Piyush Goyal.



M/s. Saam Textiles Pvt. Ltd., receiving 2 Gold Trophies from the Hon'ble Minister of Textiles, Shri Piyush Goyal.



M/s. D'Decor Home Fabrics Pvt. Ltd. receiving 4 Awards from Hon'ble Minister of Textiles, Shri Piyush Goyal



M/s. Sutlej Textiles and Industries Limited, receiving 3 Trophies from Shri Piyush Goyal, Hon'ble Minister of Textiles.



M/s. Wellknown Polyesters Limited, receiving Silver Trophy for Continuous Yarn from the Hon'ble Minister of Textiles, Shri Piyush Goyal.



M/s. Rughani Brothers, receiving Bronze Trophy for Merchant Exporter from the Hon'ble Minister of Textiles, Shri Piyush Goyal.



A glimpse of the audience at the SRTEPC Award Function



## SRTEPC'S Services to Indian Exporters



- Introduces Exporters to appropriate Overseas Buyers
- Provides up-to-date information and identifies potential markets for them
- Organises Export Promotion Programmes like Trade Fairs/Exhibitions, Buyer-Seller Meets in various overseas markets.
- Organising Reverse Buyer Seller Meets every year by which the overseas buyers are brought to India to discuss business with members
- Provides Grant for Market Access Initiative subsidy towards airfare for participation in promotional programmes like Exhibition/Fairs abroad (Member of the Council for the last year one year is a must)
- Conducts Workshops, Seminars to keep exporters abreast of latest development in policy/procedural matters, international trends, marketing strategies, government schemes, etc.
- Assist the exporters on Import-Export Policy and Procedures
- Resolve their problems about shipping and transport
- Maintain liaison with the Government authorities to convey the requirements of the industry and trade and help to bring about appropriate policy changes.
- Facilitates free display of samples at Council's Trade Centre in Mumbai and Surat frequented by overseas buyers and Trade Delegations
- Resolves problems of members connected with DGFT, Customs/Central Excise, GST, ROSL, Duty Drawback, Banking, ECGC, etc.
- Provides information on the trends for product development and adaptation to suit the overseas market requirements
- Issues export turnover certificates and certificate of origin.
- Visa facilitation to visit specified markets to discuss business with their target customers.
- Publication of Newsletter and regular circulars/letters to keep them aware of the activities of the Council and trade information.
- Collection and dissemination of Industry / Trade statistics to help members make their export strategy for export.
- Dissemination of information on foreign markets/emerging trends and trade enquiries
- Make them aware about different Anti Dumping duties as applicable in respective markets. From time to time also inform them about Sunset Reviews and give them timely information on questionnaire to be filled in, etc.
- Forex updates on WhatsApp.

If Undelivered, return to:

The Synthetic & Rayon Textiles Export Promotion Council  
Resham Bhavan, 78, Veer Nariman Road, Mumbai - 400 020.