

SRTEPC WORLD

Vol. No. 4 • Issue No. 6 • September, 2023 • ₹ 50/- MUMBAI ENGLISH MONTHLY

The Synthetic and Rayon Textiles
Export Promotion Council

R.N.I. No. MAHENG/2020/79258 / Published on 24th September 2023 (52 Pages)

EXPORT AWARD FUNCTION FOR TECHNICAL TEXTILES



Lighting of the Lamp by Smt. Darshana Vikram Jardosh, Hon'ble Union Minister of State for Textiles and Railways



Chairman, SRTEPC presenting Memento to the Hon'ble Union Minister of State for Textiles and Railways

The Synthetic & Rayon Textiles Export Promotion Council held the first ever Export Award Function for Technical Textiles on Tuesday, 12th September, 2023 at Sofitel Hotel, BKC, Mumbai, 7:00 PM onwards. The Export Award Function was held on the side-line of Techtextil India 2023.

Smt. Darshana Vikram Jardosh, Hon'ble Minister of State for Textiles and Railways, was the Chief Guest on the occasion.

Senior Government Officials from the Ministry of Textiles **Ms. Shubhra**, Trade Advisor, **Shri Rajeev Saxena**, Joint Secretary, **Shri Prashant Kumar Meena**, Joint Director, graced the occasion with their presence. Also, **Shri A.K. Mishra**, Additional DGFT, Mumbai, **Dr. Pravin Kumar**, Joint DGFT, Mumbai were present at the event.

His Excellency, Shri Cuneyt Yavuzcan, Consul General of the Republic of Turkey, attended the event as a Special Guest. The Function was also attended by COA members, Media persons, Representatives of the award winning companies and large number of members-exporters of the Council.



Audience at SRTEPC Technical Textiles Export Award Function

Continued on Page 04.....



PRINTER, PUBLISHER & EDITOR : BALARAJU SAMPATHIRAO

EDITORIAL TEAM : A. Ravi Kumar,
Executive Director

Kripabar Baruah,
Additional Director

Aishwary Jaiswal,
Deputy Director

**EDITORIAL
SUBSCRIPTION &
ADVERTISEMENT OFFICE** : The Synthetic & Rayon Textiles
Export Promotion Council
Resham Bhavan, 78 Veer Nariman Road,
Mumbai – 400 020

Phone : 22048797, 22048690, 22040168
Fax : 22048358
E-mail : srtepc@srtepc.in
Website : www.srtepc.in

REGIONAL OFFICES : SURAT
The Synthetic & Rayon Textiles
Export Promotion Council
Block NO. 4DE, 4th Flr., Resham Bhavan,
Lal Darwaja, Surat – 395 003
Phone : 0261-2423184
Fax : 0261-2421756
E-mail : surat@srtepc.in

: NEW DELHI
The Synthetic & Rayon Textiles
Export Promotion Council
Surya Kiran Building, Flat No. 602
6th Floor, 19, Kasturba Gandhi Marg
New Delhi 110 001
Phone : 011-2373 3090/92
Fax : 011-23733091
E-mail : delhi@srtepc.in

: COIMBATORE
The Synthetic & Rayon Textiles
Export Promotion Council
41 Race Course
Coimbatore – 641018, Tamil Nadu
Phone : 0422-4215333
E-mail : coimbatore@srtepc.in
Contact Person : Mr. N. Esakkimuthu
(Mobile 09790167113)

Printed, published and edited by BALARAJU SAMPATHIRAO on behalf of THE SYNTHETIC & RAYON TEXTILES EXPORT PROMOTION COUNCIL, Printed at Concise Graphics & Marketing, Regd. Office : A/ 7, Madhav Bhuvan, Dr. Babasaheb Ambedkar Road, Parel, Mumbai - 400012. Tel. : 93235 46927 / 91378 45682 & Published from The Synthetic & Rayon Textiles Export Promotion Council, Resham Bhavan, 78 Veer Nariman Road, Churchgate, Mumbai - 400020.

Index

PAGE NO.	CONTENTS
1	Export Award Function for Technical Textiles
3	Message from the Chairman
8	Annual General Meeting of SRTEPC
9	Chairman's Address at AGM
13	Conference on "Growing Opportunities in Technical Textiles"
15	Dossier on Technical Textiles
16	SRTEPC Dashboard
17	Meetings
20	Export Performance of MMF Textiles
33	Export Performance of Technical Textiles
39	Webinar on Export Finance
40	Participation in Domestic Events
42	Participation in International Events
44	News
46	E-Invoicing under GST and Facts about Indian Economy and MSMEs
47	Special Articles
51	Policy Amendments / Notification and Forthcoming Events



MESSAGE FROM CHAIRMAN



Dear Friends

AGM

The AGM of the Council was held on September 22, 2023. The Balance Sheet and Financial Statements of the Council for the Year 2022-23 have been Approved and Passed in the AGM.

Export Trend

Exports of Man-made Fibre Textiles during April- July 2023 declined by 13.7% as compared to exports during April to July 2022. Exports of Technical Textiles during April to July 23 also declined by 4.8% as compared to the same period in 2022. This is in line with the overall decline in exports from the Country during the same period. Based on feedbacks from our members, we hope that Exports will start picking up from October onwards and the growth will continue till the end of Financial Year 2023-24.

PLI Scheme

The extension in the last date for filing of Applications under the PLI Scheme to 31st October 2023 is a step in the right direction. This will enable more players from the textile sectors to file their applications during the extended period which would result in attracting more investments in the Textile & Clothing sector.

I also urge the Government to notify the PLI 2.0 at the earliest as the Textile sector is keenly looking forward towards its announcement.

QCOs

While we welcome the implementation of the QCOs for Textiles, I would urge the Government to exempt imports against Advance Authorizations from the QCO requirements as the finished goods manufactured out of the raw-materials imported under the scheme are exported.

Export Award Function

The Council had organised an Export Award Function this month exclusively to felicitate the Exporters of Technical Textiles products. Exporters from all the 12 categories of technical textiles products were given awards for their outstanding export performance. This will certainly encourage exporters to increase exports of Technical Textile products.

Conference

On the sidelines of the Export Award Function, the Council had organised a conference on Growing opportunities for Technical Textiles. Experts from leading Technical Textiles Companies were the Speakers in the Conference. The Council will organise more such Conferences on important matters related to exports of Manmade Fibre Textiles and Technical Textiles exports for the benefit of its members.

On the occasion, the Council had also released a Dossier for the Technical Textiles consisting of data and all related information related to exports of Technical Textiles.

Dashboard

The Council is working on a Dashboard for MMF textiles and Technical Textiles. The dashboard will provide information on export markets, buyers, HS codes, tariffs in leading export markets, etc. on a real time basis.

I am aware that our Exporters of MMF textiles and Technical Textiles are passing through unprecedented challenges due to Economic slowdown in major Export Markets like EU and US. Competition is also intensifying. However I am confident that the dynamism and the entrepreneurship of our Members will be able to overcome these challenges and will take exports of MMF textiles and Technical Textiles to greater heights in the days to come.

Assuring you of our best services to all

BHADRESH DODHIA
Chairman

SRTEPC - The Synthetic and Rayon Textiles Export Promotion Council

Continued from Page 01.....

Welcome Speech

Shri Bhadresh Dodhia, Chairman, SRTEPC, in his welcome address, thanked the Hon'ble Union Minister for being present at the event despite his huge ministerial commitments. He welcomed all the dignitaries, Special Guest, COA members and all the award winners at the event.

The Chairman said that Technical Textiles is the sector where **India is fast gaining ground in the Global arena, having emerged as the 5th Largest Market in the World, and growing at an impressive rate of ~10% in the last 5 years.** He further appreciated the support of the Government for creating a very conducive environment for the domestic Technical Textile Industry to thrive.

In his speech, he urged the Technical Textiles exporters to increase their exports by focusing on R&D and SRTEPC will surely help to overcome the challenge, if any, faced by the exports. He informed that the Council is in the process of developing a comprehensive, interactive **Trade Dashboard - a first of its kind initiative of the Council**, which will not only help the members and new exporters to easily navigate through the trade data, but also provide detailed insights on key products, key markets, FTAs, and tariffs etc., all at one place.

He further congratulated all the Technical Textiles Award Winners and hoped that their success would be an inspiration and motivation to others to be present at this ceremony as award winners.

Keynote Address by Smt. Darshana Vikram Jardosh

The Hon'ble Minister said that Technical Textiles have huge potential in **Global Market which is yet to be explored by the Indian Exporters.** She further added that India is growing and the world has high expectation from Indian companies. She appreciated the use of Technology during the Launch of New Name of the Council MATEXIL. She also said that the youth of the country has the potential to make big moves in the Indian Technical Textiles Industry.

She congratulated all the Technical Textiles Export Award Winner for their Outstanding Export Performance during 2022-23 and urged the exporters to increase their export.

Presentation of Awards to Exporters

In total 22 awards were presented to Technical Textiles Exporters during 2022-23.

The detailed list of Technical Textiles Export Award Winner is enclosed on Page no. 5

Vote of Thanks

Shri Shaleen Toshniwal, Vice-Chairman, SRTEPC thanked the Hon'ble Minister, for gracing the occasion with her august presence and encouraging all the Technical Textiles award winners by giving away the awards. He added that the presence of the



Shri Bhadresh Dodhia, Chairman, SRTEPC, making his Welcome Address



Hon'ble Union Minister of State for Textiles and Railways,
Smt. Darshana Vikram Jardosh, Addressing the Audience



EXPORT AWARD FUNCTION

Hon'ble Minister had surely motivated the industry to leap frog into a brighter future.

The Vice-Chairman said that it has been an exciting and historic evening including the unveiling of the Council's new name MATEXIL. He further added that on the back of India's stellar space missions and glorious world leadership shown in the recently concluded G20, he is certain that the industry will touch new heights to the moon and beyond.

The Vice-Chairman thanked Ms. Shubhra, Trade Advisor, Ministry of Textile, Mr. Rajeev Saxena, Joint Secretary, Ministry of Textiles, Mr. Prashant Kumar Meena, Joint Director, Ministry of Textiles, Mr. A.K. Mishra, Additional DGFT, Mumbai, Dr. Pravin Kumar, Joint DGFT, Mumbai. He also acknowledged the presence of His Excellency Mr. Cuneyt Yavuzcan, Consul General of the Republic of Turkey.



Vote of Thanks by Shri Shaleen Toshniwal, Vice-Chairman,
SRTEPC

The Vice-Chairman further congratulated all the Award Winners. He also thanked the members of the Committee of Administration who generously contributed for successfully organizing this Export Award Function and to all former Chairmen and Vice-Chairmen and Members of the Committee of Administration for their constant guidance and presence at the event.

List of Technical Textiles Award Winners 2022-23

S. N.	Name of Company	Category	Trophy / Award
1	Arvind Ltd, Ahmedabad	Buildtech	Gold
2	Skaps Industries Pvt Ltd, Ahmedabad	Geotech	Gold
3	Strata Geosystems (India) Pvt Ltd, Mumbai		Silver
4	Reinforced Earth India Pvt Ltd, Ahmedabad		Bronze
5	Welspun Global Brands Ltd, Mumbai	Homotech	Gold
6	Khosla Profil Pvt Ltd, Mumbai	Indutech	Gold
7	Arvind Ltd, Ahmedabad		Silver
8	SRF Ltd, Mumbai		Bronze
9	KOB Medical Textiles Pvt Ltd, Tamil Nadu	Meditech	Gold
10	Welspun Global Brands Ltd, Mumbai		Silver
11	Loyal Textiles Mills Ltd, Mumbai		Bronze
12	Shriram Rayons (A Unit of DCM Shriram Inds Ltd)	Mobiltech	Gold
13	Arvind Ltd, Ahmedabad	Protech	Gold
14	Loyal Textile Mills Ltd, Tamil Nadu		Silver
15	Big Bags International Pvt Ltd, Mangalore	Packtech	Gold
16	Knack Packaging Pvt Ltd, Ahmedabad		Silver
17	Mittal Technopack Pvt Ltd, Kolkata		Bronze
18	Arvind PD Composites Pvt Ltd, Ahmedabad	Composites	Gold
19	The Bombay Dyeing and Manufacturing Co Ltd, Raigad	Specialty Fibres	Gold
20	Reliance Industries Ltd, Mumbai	Specialty Yarns	Gold
21	Ashutosh Fibre Pvt Ltd, Ahmedabad		Silver
22	High Performance Textiles Pvt Ltd, Panipat		Bronze

NEW NAME OF THE COUNCIL – MATEXIL



Smt. Darshana Vikram Jardosh, Hon'ble Union Minister of State for Textiles and Railways giving the Access to Unveil the New Name of the Council MATEXIL through her Hand Impression

SRTEPC - The Synthetic and Rayon Textiles Export Promotion Council has been providing valuable assistance to its members in exports of Man-made Fiber Textiles such as fibers, yarns, fabrics, and made-ups including home textiles, since 1954. In 2022, the Government has assigned the role of export promotion of Technical Textiles to our Council in addition to MMF Textiles.

Over the years, the export ecosystem has evolved rapidly, resulting in significant changes in the needs, expectations, and aspirations of exporters. **The Managing Committee of the Council, along with its past chairmen, felt the need to change the name of the Council** to adapt to contemporary requirements better and convey its role effectively to all concerned, including foreign buyers and associations.

Thus, we are pleased to inform you that the Council has decided to give a new name for SRTEPC – **MATEXIL (Man-made And Technical Textiles Export Promotion Council)** - which will reflect the entire range of products covered under the purview of the Council for export promotion i.e., Man-made Fibre, Yarn, Fabrics, Made-ups (including Home Textiles) and Technical Textiles.

In addition, the new name has been designed to convey the role of the Council to all the stakeholders. Also, the Council has considered the image of our country and its growing stature due to the Vision and efforts of our **Hon'ble Prime Minister, Shri Narendra Modi Ji** and Yourself, Hon'ble Minister, while taking a decision on the new name. **The new name, as per experts on name change, will improve the Branding and Visibility of the Council both in India and Abroad.**

With New Name the Council is ready to provide additional assistance and guidance to its exporters. We hope that our members and to be member will continue to support the Council in the similar way and take benefits of the services offered by our Council.

SRTEPC TECHNICAL TEXTILES EXPORT AWARD WINNERS



Buildtech - Arvind Limited - Gold Trophy



Composites - Arvind PD Composites Private Limited. Gold Trophy



Geotech - REINFORCED EARTH INDIA PVT.LTD. - Bronze Trophy



Geotech - Skaps Industries Private Limited - Gold Trophy



Geotech -STRATA GEOSYSTEMS (INDIA)PVT.LTD- Silver Trophy



Homotech - Welspun Global Brands Ltd. - Gold Trophy



Indutech - KHOSLA PROFIL PVT.LTD. - Gold Trophy



Indutech - SRF Limited - Bronze Trophy



Indutech -Arvind Limited - Silver Trophy



Meditech - KOB MEDICAL TEXTILES PVT.LTD. Gold Trophy



Meditech - Loyal Textile Mills Ltd. - Bronze Trophy



Meditech - WELSPUN GLOBAL BRANDS LTD. - Silver Trophy



Mobiltech - Shriram Rayons (A Unit of DCM Shriram Inds.Ltd. - Gold Trophy



Packtech - BIGBAGS INTERNATIONAL PVT.LTD. - Gold Trophy



Packtech - KNACK PACKAGING PVT.LTD- Silver Trophy



Packtech - MITTAL TECHNOPACK PVT.LTD - Bronze Trophy



Protech - Arvind Limited - Gold Trophy



Protech - Loyal Textile Mills Ltd. - Silver Trophy



Specialty Fibres - THE BOMBAY DYEING & MANUFACTURING CO.LTD. - Gold Trophy



Specialty Yarns - ASHUTOSH FIBRE PVT.LTD. - Silver Trophy



Specialty Yarns - Reliance Industries Ltd. _ Gold Trophy



Specialty Yarns- HIGH PERFORMANCE TEXTILES PVT.LTD - Bronze Trophy



ANNUAL GENERAL MEETING OF SRTEPC



69th Annual General Meeting of SRTEPC

The 69th Annual General Meeting of the Synthetic & Rayon Textiles Export Promotion Council was held on Friday 22nd September 2023 at Hotel President, Mumbai. Shri Bhadresh Dodhia, Chairman; Shri Shaleen Toshniwal, Vice-Chairman; Shri Dhiraj Raichand Shah, Immediate Past Chairman, Shri Rakesh Mehra Past Chairmen and members of the Committee of Administration, member exporters and media persons were present on the occasion.

Notice of the Meeting

Shri A. Ravi Kumar, Executive Director Cum Secretary read the Notice of the Annual General Meeting and the Auditor's Report. The Auditor's report was approved by the members.

Address by the Chairman

The Chairman addressed the gathering at the SRTEPC 69th Annual General Meeting 2023. The Chairman's address is given at the next page onwards.

Vote of Thanks

Proposing a vote of thanks, Shri Shaleen Toshniwal, Vice-Chairman thanked the Chairman, Shri Bhadresh Dodhia, Shri Dhiraj Shah, Immediate Past Chairman, Shri Rakesh Mehra, Past Chairmen and all the former Chairmen of the Council for their continued support and guidance to the activities of the Council which has been of great encouragement to the member exporters and their contribution to the smooth functioning of the Council. He also expressed his sincere thanks to the member exporters of the Council for their presence and constant involvement in the various activities. The SRTEPC Vice-Chairman thanked the members of media and said he looks forward to their continued support to inform the exporting community and the Government of the endeavors of the Council and the needs of the sector on various fronts.



CHAIRMAN'S ADDRESS AT AGM



SRTEPC Chairman, Shri Bhadresh Dodhia, addressing the Audience at the 69th Annual General Meeting of the Council

Good Morning to all Ladies & Gentlemen who are present here and also to those who have joined online. I welcome all the Members of the Committee of Administration and the Past Chairmen of the Council.

It gives me immense pleasure to address you on this occasion of the 69th Annual General Meeting of the Council.

Global Ecosystem

Friends, the Global Ecosystem is rapidly changing. Challenges have increased. Competition has intensified. Exporters of Manmade Fibre Textiles and Technical Textiles are required to adapt themselves to these difficult situations and have to build up strategies to survive and sustain in exports.

When we look back, in the early 1980s, world exports were equivalent to 15% of the Global GDP. according to IMF data. Globalisation took that ratio to 25%. However, it is a matter of deep concern that many Countries are looking inward and have started becoming more protectionist.

In the US, the biggest market for Manmade Fibre Textiles and Technical textiles, the growth has slowed down as interest rates stands at their highest level in 15 years - over 5%. Big buyers like Bed Bath & Beyonds, once a popular US home goods retailer have filed Chapter 11 under Bankruptcy Protection. Similarly, many Countries in the EU are facing slowdown. Buyers are increasingly becoming insolvent, and a large number of exporters are facing payment defaults. It has, therefore, become a necessity for our members to diversify into new markets such as Africa, Latin American and CIS Countries.

Exports of Manmade Fibre Textiles

Man-Made Fibres: Global Scenario

At a global level, the top importing countries or regions on the basis of their share of MMF imports in the last 5 years, which are consistently driving global MMF trade include European Union & UK (30%), United States (11%), Vietnam (5%), China (4%), Japan (3%), Turkey (2.5%) and South Korea (2.2%).

Man-Made Fibres: Indian Scenario

India's Man-made Fibre textile industry is witnessing a vibrant expansion. Today, we are able to produce almost all types of synthetic fibres, be it polyester, viscose, nylon or acrylic. However, the domestic MMF industry is mainly dominated by two components i.e., **polyester and viscose, which together accounts for about 94%** (in volume terms). Under this, **polyester accounts for about 77.5%** while viscose accounts for the remaining share.



During 2022, the demand for MMF continued to increase. Among other factors driving the demand, the rise in cotton prices also led to a shift of demand from cotton to MMF.

In terms of trade, **India witnessed a growth from USD 10.49 billion in 2018 -19 to USD 11.08 billion in 2022-23, growing at a CAGR of 1.38%.** However, **in terms of exports, India witnessed a decline** from USD 7.4 Bn in 2018-19 to USD 6.9 Bn in 2022-23 at a CAGR of -1.8%.

Segments such as fiber, garments and yarn saw a negative export CAGR of 11.40%, 2.22% and 4.83% respectively, while fabric and made ups grew by a CAGR of 0.96% and 4.53% respectively in the same period.

The YoY **growth rate of Indian MMF exports from 2021-22 to 2022-23 stood at -11.47%, projecting a negative growth.** Similarly, YoY growth of Indian MMF exports from June 2022 to June 2023 stood at -12.66%, again showcasing a trend of negative growth rate.

Man-Made Fibre Exports

It is indeed a matter of deep concern that Exports of Manmade Fibre Textiles such as Fibre, Yarn, Fabrics and Madeups (including Home Textiles) have remained stagnant at US\$ 6 Billion p.a. since the last over 10 years despite the best efforts of the Council under all its past chairmen. This is in line with the overall Indian Merchandise exports that has remained fairly stagnant at around US\$ 330 billion since the last over 15 years. Currently exports have increased to around US\$ 450 Billion. However, share of exports of Textiles & Clothing have declined.

Council's Strategy to increase exports of MMF Textiles

Manmade Fibre Textiles such Fibre, Yarn, Fabrics and Made ups including Home Textiles fall under the purview of the Council.

Formation of Sub- Committees

As an innovative step to increase exports, the Council has constituted product- specific Sub - Committees such as Fibre Sub-Committee , Yarn Sub- Committee, Fabrics Sub- Committee and Madeups Sub- Committee. These Sub- Committees consist of experts from leading exporting Companies who has got proven track record of stepping up exports. Each of these Sub- Committees are headed by a Convenor . The objective of these Sub- Committees is to formulate Strategies, build up a Vision and to create an Action Plan that can be measured and monitored in terms of results. I am very happy to share with you that each of these Sub- Committees are dynamic and are performing extremely well. Even the Ministry of Textiles have appreciated the formation of the Sub- Committees. I take this opportunity to extend my thanks to all the Members of the Sub- Committees for their inputs and immense contributions. I also thank Shri Ajay Sardana, Convenor of the Fibre Sub-Committee, Shri J Raghunath, Convenor of the Yarn Sub- Committee, Mr. Ronak Rughani , Convenor of the Fabrics Sub-Committee and Mr. Shaleen Toshniwal , Convenor of the Madeups Sub - Committee for providing guidance and overall direction towards the effective functioning of the Sub - Committees .

Efforts to bring more players from the Manmade Fibre Sector

While the existing exporters are making their best efforts, the Council is of the view that more Companies from the Manmade Fibre Textiles sector need to get into exports so that the ambitious target of US\$ 11 billion set by the Government for exports of Manmade fibre textiles can be achieved by 2030. The Council has launched a Membership Drive to make more Companies especially from regions like Ichalkaranji, Malegaon, Surat, Rajkot, Ahmedabad, Coimbatore, Erode , Bhilwara , Panipat , Ludhiana etc.

Export Promotion of Technical Textiles

I am glad to inform you that the Government has assigned the role of Export Promotion of Technical Textiles to our Council. I thank the Government especially our Hon'ble Union Minister of Commerce, Textiles, Consumer Affairs, Food & Public Distribution, Shri Piyush Goyal and Honorable Minister of State for Textiles and Railways, Smt . Darshana Jardosh for placing trust and confidence on our Council and for giving us this important role and responsibility. I assure you of our best efforts in stepping up exports of Technical Textiles.

Technical Textiles: Global Scenario

With regard to Technical Textiles, the Worldwide technical textiles market was valued around **USD 270 billion in 2022**, witnessing an average growth rate of 4.4% in the last 5 years.

Countries and regions such as **USA, Western Europe, China, and Japan** were the major contributors to Technical Textiles market, together holding a market share ranging from **20% to 40%**.

With global trade of USD 126 Bn, it is worth mentioning that the **penetration/usage level of technical textiles across different**



sectors at a global level is comparatively much stronger than in India. While globally, penetration level of technical textiles varies from 30%-70% across different application areas, it is just 10-12% in India.

Technical Textiles: Indian Scenario

Coming to India scenario, the Technical Textiles in India have become the **4th largest market** in the World in the year 2022-23 with **USD 24.3 billion** value, growing at a yearly rate of **~9-10%** in the last 5 years.

India's trade of technical textiles products has also been growing strongly, from **USD 2.04 billion in 2018-19 to USD 2.5 billion in 2022-23, growing at a CAGR of 5.2%, and making India a net-exporter of technical textiles products in the last few years.**

Council's Action Plan to promote Exports of Technical Textiles

Immediately after receiving the mandate from the Government, the Council worked upon creating an Vision and an Action Plan to promote exports of Technical Textiles.

- The Council has identified a list of Additional 200 HS Codes which comes under the Category of Technical Textiles.
- The Council has prepared a Dossier on Export Potential of Technical Textiles to create awareness among the Textiles industry about Technical Textiles.
- The Council has started its interaction with Embassies / Consulate Generals of leading world markets of Technical Textiles in India.
- The Council has prepared a Vision Document on Technical Textiles Exports by 2030 to achieve the Target of US\$ 10 bn. exports of Technical Textiles set by the Government.
- The Council has got a Membership Drive to bring more Technical Textiles Exporters as its Members.
- The Council is interacting with manufacturers/exporters extensively to understand the products, markets, consumer preferences, etc.

For the first time, the Council organized an exclusive Export Award Function on September 12, 2023, to felicitate exporters of Technical Textiles for their outstanding export performance. Export Awards were given to exporters from all the 12 categories of Technical Textiles. On the same day, the Council had organized a Conference on Growing Opportunities in Technical Textiles. The Conference had eminent speakers and was very effectively moderated by Mr. Pramod Khosla.

As in the case of Manmade Fibre Textiles, the Council has also constituted a Sub- Committee for Technical Textiles consisting of representatives from leading Technical textiles companies having rich experience in the field of technical textiles. The Convenor of the Sub- Committee is Mr. Pramod Khosla.

The Sub- Committee is extremely active and provide the much-needed direction, guidance and roadmap to the Council in increasing exports.

I take this opportunity to extend my thanks to Mr. Pramod Khosla for his very dynamic, energetic and passionate role as a Convenor of this Sub - Committee.

Data Evaluation

The Council has got a well-established Research department that work of export data, identify key markets and carry out Market Studies. In addition, the Council has engaged KPMG as its knowledge Partner. The Council disseminate Reports on Export Trend of Manmade Fibre textiles to its members on a monthly basis.

I am glad to announce the Council is working on a unique Dashboard which will provide real- time information on export markets, buyers, HS codes, tariffs in leading export markets, etc. to our members. The Dashboard will be launched very shortly.

Extensive Interactions with various Ministries

The Council interacts extensively with various Ministries such as Ministry of Textiles, Ministry of Commerce & Industry, Ministry of Finance and with Government departments like the DGFT, Drawback Department, GST Policy Wings, RBI etc. In my personal capacity as Chairman of the Council I regularly attend all the important Meetings conducted by the various Ministries including with the Union Ministers.

Friends, we are proud to note that India is now among the top 5 economies in the World. Our country has organized a very prestigious event G 20. Indeed, it has increased the stature of our Country among the Global Community.

I take this opportunity to extend my heartfelt thanks to our Hon'ble Prime Minister Shri Narendra Modiji for the Vision and directions



which is giving us and for taking our country to greater heights.

I thank our Hon'ble Union minister for Commerce, Textiles, Consumer Affairs, Food & Public Distributions, Shri Piyush Goyalji for his direction, guidance and untiring efforts to increase exports especially his big role on signing the FTAs.

I thank our Hon'ble Union Minister of State for Textiles & Railways, Smt Darshana Jardosh who has always been co-operative and supportive to the Council.

I thank the Secretary (Textiles) Ms. Rachna Shah, Additional Secretary, Mr. Rohit Kansal, Trade Advisor, Ms. Shubhra, Joint Secretary, Mr. Rajeev Saxena, Joint Secretary, Ms. Prajakta Verma, Mr. Prashant Meena, Ms. Roop Rashi Textile Commissioner and other officials from the Ministry of Textiles for their support and encouragement towards the activities of the Council.

Export Promotion Initiatives

During 2022-23, the Council participated successfully in some of the leading international exhibitions. Some of these exhibitions are Heimtextil Germany in June 2022, Texworld in New York in July, Dhaka International Yarn & Fabric Show and Textilegiprom in Russia, Vietnam International Textile and Garment Exhibition in September, Africa Sourcing Fashion Show in Ethiopia in November, Morocco fashion Tex in December, IM INTERMODA in Mexico & ColombiaTex in January 2023. In India we organised "Source India 2022-23 in Mumbai in November and Technotex 2023 in February 2023.

Policy Support

Export benefits continue to play a significant role in improving the competitiveness of Manmade fibre textiles and Technical textiles in the export markets. Facilities under the Foreign Trade Policy such as EPCG Scheme, Advance Authorization Scheme, DFIA, RODTEP & ROSCTL schemes are widely used by our members in increasing exports.

During the year, the Council provided data to the Department of Revenue for revision in the Duty Drawback rates. The Council had extensively interacted with the Members of the Drawback Committee such as Shri G.K.Pillai, Shri Y.G. Parande, Shri Gautam Ray and senior officials in the Department of Revenue. I am glad to inform you that the Government has accepted the Council's Proposals and has increased the All-Industry Rates of Duty Drawback for many of the Manmade Fibre Textiles products. I take this opportunity to extend my sincere thanks to the Members of the Drawback Committee, Joint Secretary (Drawback), Capt. Kapila Choudhuri and other senior officials.

The Council had furnished inputs to various schemes under the Foreign Trade Policy to the Government. I am glad that many of the suggestions of the Council have been incorporated in the new Foreign Trade Policy 2023. I take this opportunity to extend my thanks to the Commerce Secretary Shri Sunil Barthwal and the DGFT Shri Santosh Sarangi for this and also for the support which the Council has always received from these officials.

The Council extensively interacts with its members to understand the issues faced by them. The Council receives representations from its members regarding problems faced by them. All such representations are carefully evaluated and taken up with the appropriate Government Departments for redressal.

The Council also receives queries from its members on various matters under the Foreign Trade Policy, GST Laws, Customs, RBI Regulations etc. All such queries are suitably clarified. The Council also provides hand holding and guidance to new exporters.

Thanks

I take this opportunity to thank all members of the Council's the Committee of Administration for their active support. My special Thanks to the Council's immediate Past Chairman Shri Dhiraj Shah for his guidance. I would urge all young Members in the Committee of Administration to come forward with new ideas so that we can take our Council forward.

Conclusion

In conclusion, I assure all our Members that we will make our best efforts to increase exports of Manmade Fibre textiles and Technical textiles. We will continue to add value to the services that the Council extends to its members.

I urge all our Members to come forward and interact with the Council and give your valuable suggestions.

We will work together so that exports of Manmade Fibre Textiles and Technical textiles can grow and achieve its TRUE potential.

On behalf of the Members of the Committee of Administration of the Council, I thank all of you for your presence today.

Thanking You

CONFERENCE ON “GROWING OPPORTUNITIES IN TECHNICAL TEXTILES”



Speakers at the Conference on Growing Opportunities in Technical Textiles, organized by SRTEPC

After the Council has been assigned the role of Export Promotion of Technical Textiles by the Government in 2022, the Council has taken several initiatives to formulate an Action Plan to promote exports of Technical Textiles from India.

In line with the Action Plan, the Council has organized a Conference on Growing Opportunities in Technical Textiles to promote exports of Technical Textiles and to create awareness about Technical Textiles, on September 12, 2023, at Sofitel Hotel, BKC, Mumbai, 6:00 PM onwards.

Shri Pramod Khosla, Convenor, Technical Textiles Sub-Committee, SRTEPC was the Moderator of the Conference.

The Speakers at the Conference are as follows:

Speakers

The Speakers at the Conference are as follows:

- Shri Bhadresh Dodhia, Chairman, SRTEPC
- Ms. Shubhra, Trade Advisor, Ministry of Textiles
- Shri Rajeev Saxena, Joint Secretary, Ministry of Textiles
- Shri R. D. Udeshi, President, Reliance Industries Ltd
- Shri Narendra Dalmia, Director, Strata Geosystems (India) Pvt Ltd
- Shri Milind Hardikar, Executive Director, Welspun Group
- Shri Ravish Kumar Kamath, CEO, Big Bags International Pvt Ltd
- Shri Umashankar Mahapatra, Managing Director, Pulcra Chemicals Pvt Ltd
- Shri Gurudas Aras, Consultant (Technical Textiles)

Discussion in the Conference

The discussion in the conference was held on the SRTEPC's Vision to promote Exports of Technical Textiles, response of the PLI scheme, National Technical Textiles Mission (NTTM), Polyester IDY industry, Geotextiles export's growth, Protective clothing and Technical Textiles usage in Chandrayan 3, Packtech segment, Technical Textiles machinery manufacturing in India and Significance of Shemical in Technical Textiles finishing process.

The Chairman said that in 2022 when the mandate for export promotion of Technical Textiles was given to our Council, it was a new chapter and new era for us. He added that **the Council has formed a Sub-Committee on Technical Textiles** which consists of Experts from leading companies that exports Technical Textiles. He said that **the Council has identified top 5 HS Codes to promote the exports of Technical Textiles**. He also said that **the Council is taking a Delegation to US in November 2023**. He further added that **the Council is very advanced stage of launching a Dashboard for its members** which will provide all the possible information that is required for any manufacturer /exporter to understand the market and export scenario.



Ms. Shubhra said that the **Textiles industry has shown huge interest in PLI scheme resulting in receipt of 64 applications, of which 18 are related to Technical Textiles.** She further added that **the majority of the applications are covered under the Meditech segment** however, **Baby and Adult Diaper, under this segment, is yet to be tapped.** She also said there are few applications received on floor coverings, geotextiles, agrotexiles, automotive textiles, glass fibre & composites. She informed that the **scheme is still open and urged the industry to apply under the PLI scheme** and take benefit of the highest offered incentives by the Government of about 15% exclusively under this scheme.

Shri Rajeev Saxena said that nowadays Technical Textiles are being used everywhere such as in the satellite of Chandrayan 3, in the interiors of Bharat Mandapam and hence, gaining ground steadily. He added that **NTTM is aiding to increase the share of Technical Textiles, by funding several research and development projects.** Projects like development of fibre waste and high-pressure hydrogen storage tanks for automobiles have already been approved. He also said that **NTTM is providing a grant of Rs. 50 lakhs to entrepreneurs,** entering into Technical Textiles through incubators like IITs, NITs, TRAs, etc. **NTTM is providing financial assistance for the development of machineries** which are still imported in India and application from different Institutions like IIT Delhi, VJTI, etc. has been received for the introduction of new technology and capacity building, Shri Rajeev Saxena said. He further added that there is a **need of HSN Code Rationalization for the Technical Textile items** for which the NTTM is actively working.

Shri R. D. Udeshi said that India is currently the **world's second-largest synthetic fibre producer after China, yet there is a substantial gap in production.** He added that the growth in **Cotton has remained stagnant and demand for Man-made fibres (MMF) has grown.** China produces 50-60 million tons of MMF, while India is only at 6-7 million tons and to overcome this gap, **India needs to invest around \$50 billion in MMF Textiles value chain,** Shri R. D. Udeshi said. He also said that **the key focus in MMF is IDY production to manufacture industrial fabric.**

Shri Narendra Dalmia said that **India needs to have a world class manufacturing setup to increasing the exports of Geotextiles.** He added that **the buyers from the leading markets visit the factory to understand whether the factory satisfy the industry standards** and exports compliance. He further added that India requires a world class Quality Control System and Certification Program like Netfabb for USA, BBA & C for EU, etc. He also said that **China has very smartly got themselves registered in all the trade agreement where India faces almost 10-15 trade barriers because of duty differentials with respect to China.**

Shri Milind Hardikar gave a presentation on the usage of Technical Textiles in Chandrayan 3 and Protective wear for Space suits. He said that the space suit is the highest extension of PPE product and it costs between Rs. 85 crores to Rs. 125 crores. He further added that helmet, torso, display modules, etc. requires usage of Technical Textiles. He added that **there are 11 layers of Nylon, Polyester, Nomex, Kevlar and Lycra being used in the Space suit.** He urged the **PPE manufacturers to consider this as logical step to transit into manufacturing space suits for exports and domestic market.**

Shri Ravish Kamath said that the **Packtech segment has the potential to export event up to US\$ 3 bn.** instead of US\$ 2 bn. He added that **the Packtech industry is highly labour intensive, where India has an edge and China is lagging behind India.** He further added that **a clustered plan has been developed to increase the exports** of this segment which will increase the export by 25% y-o-y. He also said the **leading markets like Japan, South Korea and Africa must be tapped** aggressively to increase the exports of Packtech segment.

Shri Umashankar Mahapatra said that **Certification for a products faces a lot of barriers as requirement of standards and complaint are huge.** He added that **the same product will have different markets and different certifications.** He further added that **India possesses the capability to cater to a wide range of finishing processes,** from master batch to topical finishing and coating. He also said that while **there is a need to import some raw materials, the ecosystem is expected to develop locally in the coming year.**

Shri Gurudas Aras said that **Textile industry can only progress with the growth of Textiles Machinery Industry.** He added that there are **lots of capable textiles machinery manufacturers, however they require technology support from the industry and the Government.** He further said that India should develop a cluster for Textiles machinery manufacturing to lead the global market. He also said that **India should develop a cluster for Technical Textile machinery manufacturing** supported by all the vendors will increase the exports from India.

Conclusion and Way Forward

The Conference showcased a very diverse aspect of Global and Indian Technical Textiles industry. The Moderator, Shri Pramod Khosla, enlightened the audience by asking the right questions to the right Speakers and the Speakers delivered a very in-depth views on each Topic. With **the support from the industry and the Government, the Technical Textiles will reach its true potential.**



DOSSIER ON EXPORT POTENTIAL OF TECHNICAL TEXTILES



Smt. Darshana Vikram Jardosh, Hon'ble Union Minister, releasing the Dossier on Export Potential of Technical Textiles

Smt. Darshana Vikram Jardosh, Hon'ble Union Minister of State for Textiles and Railways released a **Dossier on Export Potential of Technical Textiles** prepared by the Council in-house on September 12, 2023.

The **Dossier** consists of the following:

- Introduction to Technical Textiles and its Segments
- Market Potential of Technical Textiles
- Global and India's Exports of Technical Textiles
- India's Positioning in World Technical Textiles Exports
- Trade Profile of Top 5 Technical Textiles Markets and Exporting Nations
- China's Success Story of Technical Textiles
- Ways to Increase Exports of Technical Textiles
- SRTEPC Services offered to the Exporters
- List of Leading Technical Textiles Exhibitions in the World
- List of Indian Standards for Technical Textile Products
- US Custom Duty of Technical Textile Products on India's Exports

To avail a copy of the above Dossier, please write to us on the email id a.jaiswal@srtepc.in with cc to chetna@srtepc.in.

SRTEPC DASHBOARD

About the Trade Dashboard

SRTEPC is in the process of introducing a **Trade Dashboard** at its webpage (www.srtepc.in). With this dashboard, the Council will embark on a journey that brings together an ocean of information, insights and resources with simple clicks for our members in a very easy to operate and understand mode.

The innovative Trade Data Dashboard will be the first of its kind among the entire Textiles and Apparel related Councils. This will be powerful tool that will promise to revolutionize the understanding and navigation of the various data related to Man-made Fibre (MMF) Textiles and Technical Textiles trade.

Key Features of the Trade Dashboard

- **Exports and Imports Data:** The Trade Data feature will provide you with in-depth information on **Exports and Imports** of MMF Textiles and Technical Textiles with valuable insights on trade trends and new markets. Members can explore trade data on the basis of **HS Codes, Product Category, Top Exporting and Importing Countries** and can even delve into **sub-segments of Technical Textiles and MMF Textiles in a detailed Graphical and Tabular view.**
- **Global Players:** The additional feature of **Global Players** will enable the members to discover the **key manufacturers, buyers, traders, etc.** in the MMF Textiles and Technical Textiles sectors in the world. Members can also explore contact details of key global players by various filters like HS Codes, Product Category, etc.
- **Government Policies and Schemes:** This feature will keep the members up-to-date with the Government of India's schemes Notifications & Guidelines. The documents of schemes like PLI (Production Linked Incentive), NTTM (National Technical Textiles Mission), PM MITRA and other schemes related to the MMF Textiles and Technical Textiles will be **available with the direct links in a SRTEPC exclusive comprehensible format along with the original downloadable document.**
- **Country Region Desks:** This feature will help the members in navigating the world of international trade with ease. This tool would help our members **to connect with country desks which will be created by the Council for insights into countries** specialized in Technical Textiles and MMF Textiles sector for collaboration and increasing exports opportunities.
- **Upcoming Events:** With this feature, the members will be informed about upcoming **Global and India's Leading Events like Buyer-Seller Meets, Seminars, Conferences and Exhibitions** where you can network, showcase your products and forge new business connections in the field of Technical Textiles and MMF.
- **Tariff and Duties:** Feature of Tariff & Duties will provide you access to the country-wise tariff details of the Technical Textiles and MMF products and other regulatory information to streamline your export processes.
- **Standard Operating Procedures:** The next feature Standard Operating Procedures for Exports will enable you to gain clarity on essential export-import procedures, lead times for logistics and a comprehensive list of documents required for exports.



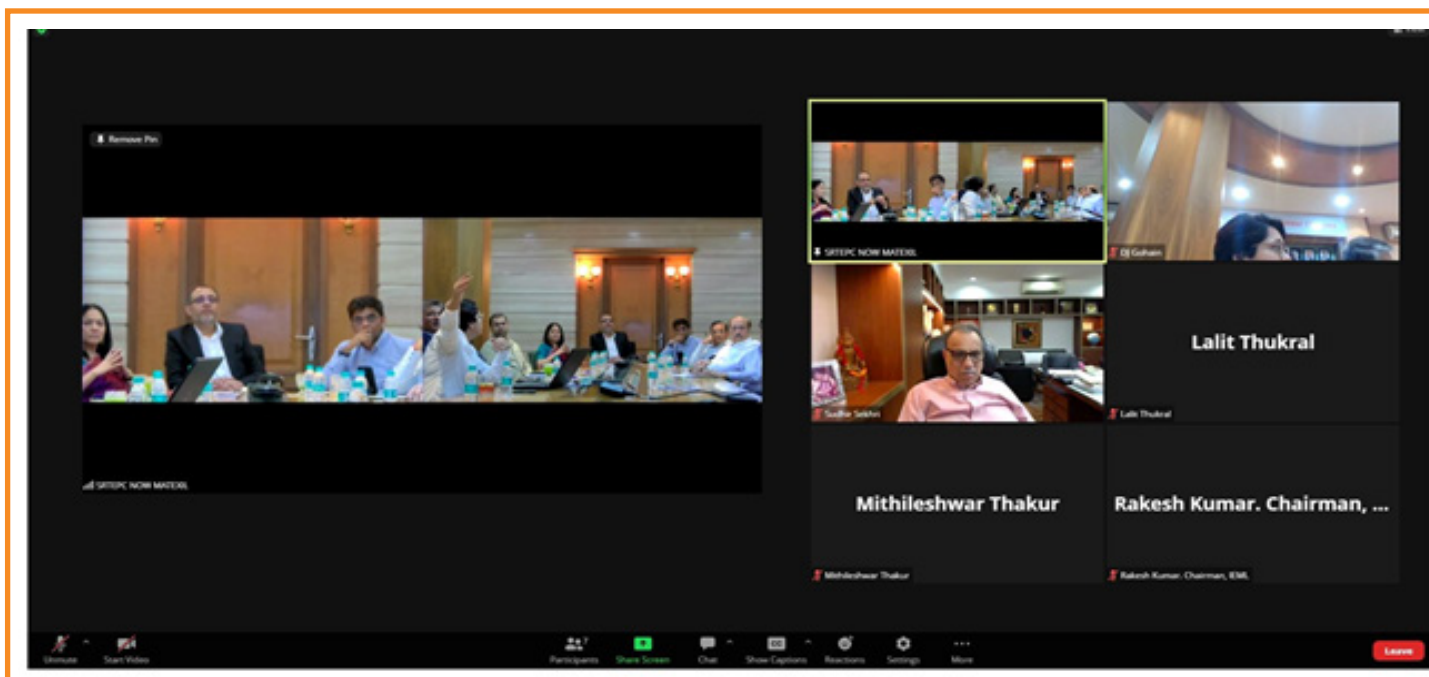
MEETING ON PROPOSED MEGA TEXTILES SHOW



Shri Rohit Kansal, Additional Secretary, Ministry of Textiles and Ms. Shubhra, Trade Advisor, Ministry of Textiles interacting with the Core Committee on Mega Textiles Show

SRTEPC - The Synthetic and Rayon Textiles Export Promotion Council Mumbai office hosted a hybrid meeting for the Mega Textile Event – 2024 with EPCs and Government officials.

Shri Rohit Khansal, Additional Secretary, Ministry of Textiles, Smt. Shubra, Trade Advisor, Ministry of Textiles, Shri Narendra Goenka, Chairman, Apparel Export Promotion Council, Shri Ashok Rajani, Past Chairman, Apparel Export Promotion Council, Shri Mithileshwar Thakur, SG, Apparel Export Promotion Council, Shri Sunil Patwari, Chairman, TEXPROCIL - The Cotton Textiles Export Promotion Council attended the meeting physically.





MEETING WITH OFFICIAL FROM THE MINISTRY OF TEXTILES

Shri Prashant Kumar Meena, Joint Mission Director, Ministry of Textiles had a constructive meeting with the Shri Shaleen Toshniwal, Vice-Chairman, SRTEPC, Shri A. Ravi Kumar, Executive Director, SRTEPC and the Staff of the SRTEPC. Shri Prashant Kumar Meena emphasized on the need of Rationalization of HSN Codes for Technical Textiles Items. He suggested that:

- The Council should develop more contact with Embassies of leading markets of Technical Textiles.
- The Council should plan a Conference on Technical Textiles in Delhi.
- The Council should conduct regular study on several markets of Technical Textiles to promote exports of Technical Textiles.

The Vice-Chairman assured that the Council will take all the necessary action on the suggestion received from the Ministry and said that the Council is all set to promote exports of Technical Textiles. He also said that the Council is developing a Dashboard which will provide all the necessary information on trade, duties, markets, etc. to its members.

The Executive Director said that the Council has got a Membership Drive to bring more Technical Textiles Exporters as its Members and analyzing the export data very carefully and drawing the necessary conclusion on monthly basis.



Shri Prashant Kumar Meena, Joint Mission Director, Ministry of Textiles interacting with Shri Shaleen Toshniwal, Vice-Chairman, SRTEPC, Shri A. Ravi kumar, Executive Director, SRTEPC and SRTEPC Staff at the Council's Head office



VIDEO CONFERENCE TO REVIEW EXPORT OF NORTHEAST ASIA (NEA) REGION DURING APRIL-AUGUST 2023

The Department of Commerce hold an online meeting on 21st September 2023 under the chairmanship of Shri Anant Swarup, Joint Secretary. The objective of the Meeting was to review the export of NEA region for the month of April-August 2023.

Commercial representatives who attended from the Indian Embassies of NEA countries are namely, Embassy of India Beijing, China, Embassy of India Tokyo, Japan, Embassy of India Seoul, Republic of Korea, Consulate General of India, Hong Kong, India-Taipei Association (ITA), Taipei and Embassy of India Ulaanbaatar, Mongolia.

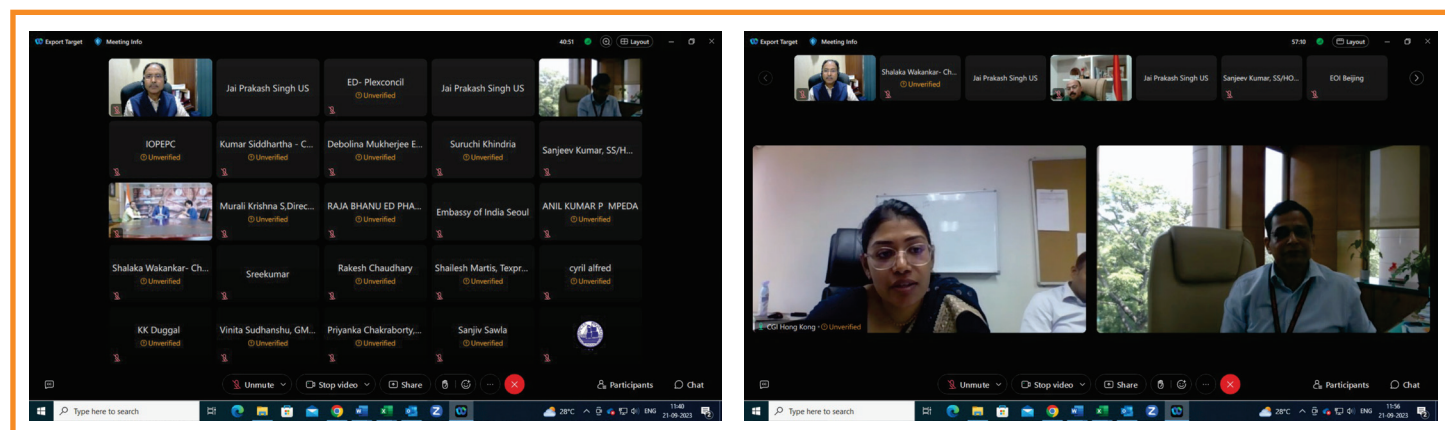
Representatives of all Export Promotion Councils including Textile EPCs attended the online meeting. From SRTEPC Shri K. Baruah, Additional Director attended.

At the start of the meeting Shri Anant Swarup, Joint Secretary, DoC welcome the participants and briefed on importance of the Northeast Asian Markets and their respective shares for achievement of the overall export target. He also informed that the current export scenario is not encouraging and there is significant shortfall in the monthly run rate. He informed that this is a serious concern, and we all need to make strategy and concerted efforts for overcoming the gap. The NEA Division, DoC gave a PPT presentation showing segment-wise detailed exports from India to the NEA countries vs their global imports. As per the PPR in most of the segments, global imports of the NEA countries and imports from India in the similar declining trends.

From SRTEPC Shri Baruah informed that during April-August 2023 exports of Indian MMF textiles to the NEA region were US\$ 54 million accounting for nearly 40% of the export target of US\$ 141 million. He also informed that as compared to the previous year, exports have a growth of around 15% during the period. It was also informed that overall exports of MMF textiles have shown significant improvement from middle of July and August. And it is projected that in the remaining months of the FY 2024 we will be able to make up to the export target.

Regards to the strategies and promotional efforts to the NEA region, we have informed that our Council is participating in TITAS in Taipei in October and Council is mounting a trade delegation to Taiwan and Republic of Korea. We requested the Commercial Representative from the India-Taipei Association (ITA), Taipei to invite leading MMF textiles and Technical Textile buyers to the Indian Stalls for seeing products of our members and do profitable business. We have also informed that Council will be a part of the Government Trade and Investment delegation to Republic of Korea.

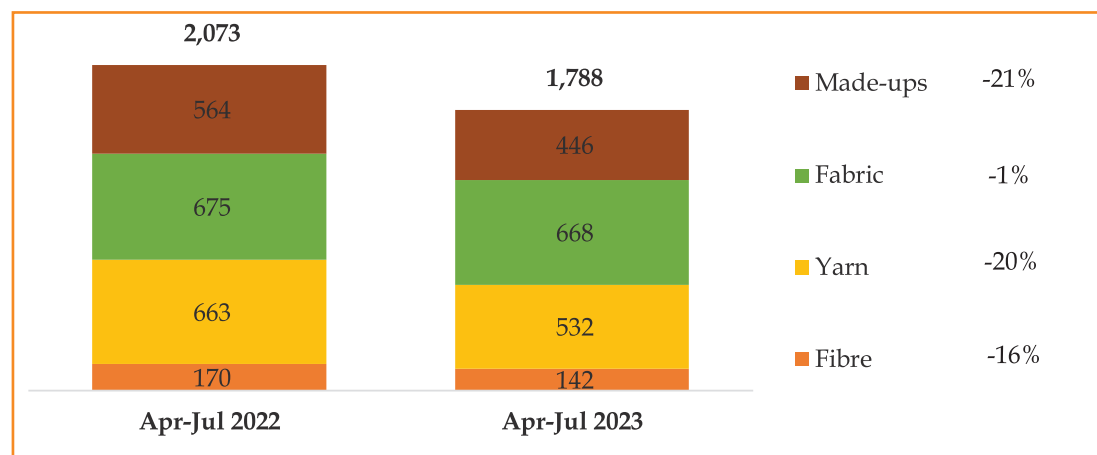
The meeting got over with a vote of thanks.



EXPORT PERFORMANCE OF MMF TEXTILES DURING APRIL – JULY 2023

Exports of Indian Man-made Fibre (MMF) Textiles reached US\$ 1,788 Mn in Apr-July 2023 as against exports of US\$ 2,073 Mn during the corresponding period of the previous year. Overall exports in Apr-July 2023 declined by 13.7% as compared to the same period of the previous year.

Figure 1: Export of MMF Textiles During Apr-July 2023 (Values in US\$ Mn.)



Source: DGCI&S and SRTEPC Analysis

Table 1: Product Category-wise Exports of MMF Textiles in Volume (Volume in Mn.)

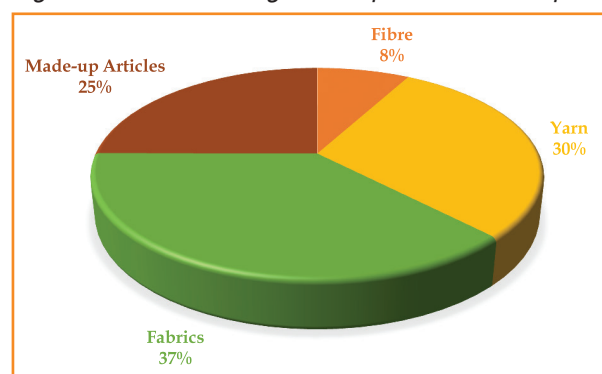
Product	Unit	Apr-July 2022	Apr-July 2023	% Growth
Fibre	Kgs	106.6	103.5	-3%
Yarn	Kgs.	276.4	246.7	-11%
Fabrics	Kgs.	32.6	45.2	39%
	Sqm	656.3	706.8	8%
Made-ups	Kgs.	145.0	142.8	-2%
	Nos.	0.9	1.2	29%
	Sqm	23.0	12.6	-45%

Source: DGCI&S and SRTEPC Analysis

o Product Category Share in MMF Textiles Exports

- During Apr-July 2023, MMF Fabrics were the largest exported commodity, representing 37% of the exports share, followed by MMF Yarns 30%, MMF Made-ups 25% and Man-made Fibres 8%.

Figure 2: Product Categories Exports Share in Apr-July 2023



Source: DGCI&S and SRTEPC Analysis

• Product-wise Exports During Apr-July 2023

o **Exports of Man-made Fibres**

- Polyester Staple Fibre (PSF) was the largest exported Man-made fibre from India representing 56% of the exports share, followed by Viscose Staple Fibre (VSF) with 39% share and Polypropylene Staple Fibre (PPSF) with 3% share, during Apr-July 2023.
- Export values of PSF and PPSF have declined by 29% and 59%, respectively during Apr-July 2023 as compared to Apr-July 2022. However, the exports value of VSF have shown a healthy growth of 97% during the same period.

Table 2: Exports of Man-made Fibres

Product Category	UoM	Volume in Mn.		% Growth	Value in US\$ Mn.		% Growth
		Apr-July 2022	Apr-July 2023		Apr-July 2022	Apr-July 2023	
Polyester Staple	Kgs	83.12	72.10	-13%	112.59	79.83	-29%
Viscose Staple	Kgs	10.63	27.21	156%	28.22	55.48	97%
Polypropylene Staple	Kgs	4.99	2.70	-46%	9.37	3.83	-59%
Other Fibres	Kgs	7.89	1.49	-81%	20.16	3.28	-84%
Total Fibre	Kgs	106.63	103.50	-3%	170.34	142.42	-16%

Source: DGCI&S and SRTEPC Analysis

o **Exports of MMF Yarns**

- Filament yarn occupies 59% share of the total MMF Yarns exported from India during Apr-July 2023.
- Polyester Filament Yarns (PFY) was the largest exported MMF Yarns from India representing 47% of the total MMF Yarn's exports from India, followed by Poly-Cotton (PC) Spun Yarn (9%) and Poly-Viscose (PV) Spun Yarn & Polyester Spun Yarn 8% each, and VSF Spun Yarn (7%), during Apr-July 2023.
- The exports volume of all the Man-made Filament Yarns (MMFY) have grown, except Polyester Filament Yarns (PFY), during Apr-July 2023 as compared to Apr-July 2022. However, the exports value of Viscose Filament Yarns have grown by 40%, respectively during the same period.
- The exports value of all types of Man-made Spun Yarns (MMSY) have declined, during Apr-July 2023 as compared to Apr-July 2022. However, the exports volume of PC and Viscose Spun Yarn have grown. This indicates that the cost of these yarns have declined during Apr-July 2023 as compared to Apr-July 2022.

Table 3: Exports of MMF Yarns

Product Category	UoM	Volume in Mn.		% Growth	Value in US\$ Mn.		% Growth
		Apr-July 2022	Apr-July 2023		Apr-July 2022	Apr-July 2023	
Filament Yarn							
Polyester	Kgs	184.10	153.25	-17%	338.10	251.71	-26%
Nylon	Kgs	4.76	5.20	9%	19.28	18.01	-7%
Viscose	Kgs	2.00	2.59	30%	11.08	15.48	40%
Polypropylene	Kgs	2.33	2.60	11%	5.56	4.93	-11%
Elastomeric	Kgs	0.75	1.67	122%	5.38	7.48	39%
Others	Kgs	4.28	2.06	-52%	20.04	2.06	-90%
Sub-Total	Kgs	198.23	169.26	-15%	399.44	315.64	-21%
Spun Yarn							
Poly-Cotton	Kgs	17.03	20.40	20%	54.31	47.71	-12%
Poly-Viscose	Kgs	18.71	17.58	-6%	62.32	44.05	-29%
Viscose	Kgs	20.79	18.04	-13%	57.00	40.93	-28%
Polyester	Kgs	9.07	10.88	20%	39.06	37.28	-5%

Acrylic	Kgs	7.97	6.21	-22%	23.65	18.67	-21%
Others	Kgs	4.56	4.35	-5%	27.37	27.59	1%
Sub-Total	Kgs	78.13	77.45	-1%	263.71	216.23	-18%
Total Yarn	Kgs	276.36	246.71	-11%	663.15	531.87	-20%

Source: DGCI&S and SRTEPC Analysis

o Exports of MMF Fabrics

- In terms of value, PFY Woven Fabrics was the largest exported MMF Fabrics from India, representing 26% of the MMF Fabric's exports share, followed by PV Fabrics (16%) and Weft Knitted Fabrics (5%) during Apr-July 2023.
- The exports value of MMF Woven Fabrics have grown by 2% during Apr-July 2023 as compared to Apr-July 2022. However, the exports value of MMF Knitted Fabrics and MMF Nonwovens has declined by 39% during the same period.

Table 3: Exports of MMF Yarns

Table 3: Exports of Major Yarns							
Product Category	UoM	Volume in Mn.		% Growth	Value in US\$ Mn.		% Growth
		Apr-July 2022	Apr-July 2023		Apr-July 2022	Apr-July 2023	
Woven Fabric							
Polyester	Sqm	192.89	153.25	-17%	338.10	251.71	-26%
Nylon	Sqm	47.51	5.20	9%	19.28	18.01	-7%
Viscose	Sqm	19.95	2.59	30%	11.08	15.48	40%
Polypropylene	Sqm	13.57	2.60	11%	5.56	4.93	-11%
Elastomeric	Sqm	14.85	1.67	122%	5.38	7.48	39%
Others	Sqm	4.94	2.06	-52%	20.04	2.06	-90%
Sub-Total	Kgs	198.23	169.26	-15%	399.44	315.64	-21%
Spun Yarn							
Poly-Cotton	Kgs	17.03	20.40	20%	54.31	47.71	-12%
Poly-Viscose	Kgs	18.71	17.58	-6%	62.32	44.05	-29%
Viscose	Kgs	20.79	18.04	-13%	57.00	40.93	-28%
Polyester	Kgs	9.07	10.88	20%	39.06	37.28	-5%
Acrylic	Kgs	7.97	6.21	-22%	23.65	18.67	-21%
Others	Kgs	4.56	4.35	-5%	27.37	27.59	1%
Sub-Total	Kgs	78.13	77.45	-1%	263.71	216.23	-18%
Total Yarn	Kgs	276.36	246.71	-11%	663.15	531.87	-20%
Nonwovens							

Source: DGCI&S and SRTEPC Analysis

o Exports of MMF Fabrics

- In terms of value, PFY Woven Fabrics was the largest exported MMF Fabrics from India, representing 26% of the MMF Fabric's exports share, followed by PV Fabrics (16%) and Weft Knitted Fabrics (5%) during Apr-July 2023.
- The exports value of MMF Woven Fabrics have grown by 2% during Apr-July 2023 as compared to Apr-July 2022. However, the exports value of MMF Knitted Fabrics and MMF Nonwovens has declined by 39% during the same period.

Table 4: Exports of MMF Fabrics

Product Category	UoM	Volume in Mn.		% Growth	Value in US\$ Mn.		% Growth
		Apr-July 2022	Apr-July 2023		Apr-July 2022	Apr-July 2023	
Woven Fabric							
Polyester Filament	Sqm	249.55	286.57	15%	175.39	175.33	0%
Poly-Viscose Spun	Sqm	63.96	81.93	28%	81.92	105.00	28%
Poly-Cotton Spun	Sqm	17.06	19.37	14%	14.12	17.11	21%

Polyester Spun	Sqm	25.51	22.38	-12%	19.27	16.62	-14%
Viscose Spun	Sqm	17.35	23.83	37%	14.72	16.40	11%
Nylon Filament	Sqm	6.42	5.40	-16%	8.13	6.23	-23%
Others	Sqm	276.50	267.36	-3%	213.01	189.17	-11%
Sub-Total	Sqm	656.34	706.84	8%	526.56	525.86	0%
	Kgs	5.10	14.77	190%	38.40	50.46	31%
Knitted Fabric							
Weft Knitted	Kgs	6.44	5.39	-16%	57.33	34.71	-39%
Warp Knitted	Kgs	0.05	0.06	8%	0.18	0.22	22%
Sub-Total	Kgs	6.50	5.44	-16%	57.51	34.93	-39%
Nonwovens							
Nonwovens	Kgs	21.01	24.96	19%	52.83	57.14	8%

Source: DGCI&S and SRTEPC Analysis

Exports of MMF Made-ups

- The exports MMF Made-ups have declined by 21% during Apr-July 2023 as compared to Apr-July 2022.
- Bulk Containers were the largest exported MMF made-up product, with an exports value of US\$ 251 Mn. during Apr-July 2023.

Table 5: Exports of MMF Made-ups in US\$ Mn.

Product Description	Apr-July 2022	Apr-July 2023	Net Change	% Growth
Bulk Containers	325.85	251.41	-74.44	-23%
Fishing Nets	53.95	27.45	-26.50	-49%
Motifs	18.4	19.78	1.38	8%
Furnishing Articles	13.35	15.16	1.81	14%
Bed Linen	12.26	8.23	-4.03	-33%
Tulles	5.44	6.25	0.81	15%
Sacks and Bags	9.84	6.23	-3.61	15%
Bedsheet	5.2	4.89	-0.31	-37%
Life Jacket	4	4.42	0.42	-6%
Toilet Linen	3.1	4.36	1.26	11%
Other Made-ups	116.10	101.87	-14.23	-12%
Total	564.39	445.69	-118.70	-21%

Source: DGCI&S and SRTEPC Analysis

o Leading Markets for Indian MMF Textiles

- Top 10 export markets of Indian MMF Textiles represents 54% share of the total MMF Textiles exports from India.
- USA was the leading market for Indian MMF Textiles during Apr-July 2023, accounting for 15% exports share, followed by Turkey (11%), UAE (7%), and Bangladesh (5%). Other major markets during Apr-July 2023 as compared to Apr-July 2022 were Italy, Sri Lanka, UK, Brazil (3% each), Belgium and Germany, 2% each.
- Russia was perceived as an emerging market, with an export's growth of 169%, during Apr-July 2023 as compared to Apr-July 2022.

Table 8: Leading Markets for Indian MMF Textiles (Values in US\$ Mn.)

Country	Apr-July 2022	Apr-July 2023	Net Change	% Growth
USA	340.1	264.8	-75.3	-22%
Turkey	214.2	199.0	-15.2	-7%
UAE	134.2	124.4	-9.8	-7%
Bangladesh	119.7	92.7	-27.0	-23%
Sri Lanka	72.5	58.0	-14.5	-20%

Italy	57.9	54.8	-3.1	-5%
UK	59.6	51.6	-8.0	-13%
Brazil	59.2	45.9	-13.3	-22%
Germany	54.6	42.1	-12.5	-23%
Belgium	44.8	39.9	-4.9	-11%
RoW*	916.4	815.2	-101.3	-11%
Total	2073.2	1788.4	-284.8	-14%

Source: DGCI&S and SRTEPC Analysis

o Major Markets for Man-made Fibres

Leading Markets for Polyester Staple Fibre (PSF)

- Top 10 export markets of Indian PSF represents 79% of the total PSF exports from India. Among these export markets, Netherlands and Egypt were perceived as an emerging market for PSF during Apr-July 2023 as compared to Apr-July 2022.

Table 9: Leading Markets for Polyester Staple Fibre (Values in US\$ Mn.)

Country	Apr-July 2022	Apr-July 2023	Net Change	% Growth
USA	26.3	19.3	-7.0	-27%
Nepal	15.7	13.7	-2.1	-13%
Turkey	6.6	7.1	0.4	7%
Belgium	6.7	5.6	-1.1	-16%
Egypt	2.6	4.0	1.4	54%
Italy	2.9	3.9	1.0	35%
Spain	5.7	2.9	-2.8	-49%
Brazil	2.7	2.7	-0.1	-3%
Mexico	8.1	2.5	-5.6	-69%
Netherlands	1.1	1.9	0.8	68%
RoW	34.1	16.4	-17.7	-52%
Total	112.6	79.8	-32.8	-29%

Source: DGCI&S and SRTEPC Analysis

o Leading Markets for Viscose Staple Fibre (VSF)

- Top 10 export markets of Indian VSF represents 82% of the total VSF exports from India.

Table 10: Leading Markets for Viscose Staple Fibre (VSF) (Values in US\$ Mn.)

Country	Apr-July 2022	Apr-July 2023	Net Change	% Growth
Turkey	8.0	24.4	16.4	204%
USA	2.8	6.4	3.6	128%
Nepal	2.5	4.6	2.0	80%
Bangladesh	2.7	4.3	1.6	57%
Russia	1.0	1.4	0.4	35%
Brazil	0.2	1.3	1.0	425%
Belgium	0.8	1.0	0.3	39%
Netherlands	0.4	0.7	0.3	65%
Germany	0.4	0.7	0.3	61%
Argentina	0.3	0.5	0.2	61%
RoW	9.0	10.3	1.3	15%
Total	28.22	55.48	27.3	97%

Source: DGCI&S and SRTEPC Analysis

o Major Markets for MMF Yarns

Filament Yarn

- Leading Markets for Polyester Filament Yarn (PFY)
- Top 10 export markets of Indian PFY represents 75% of the total PFY exports from India.

Table 11: Leading Markets for Polyester Filament Yarn (Values in US\$ Mn.)

Country	Apr-July 2022	Apr-July 2023	Net Change	% Growth
Turkey	120.6	101.4	-19.2	-16%
Brazil	30.4	16.2	-14.2	-47%
USA	16.5	13.2	-3.3	-20%
Bangladesh	16.6	11.6	-5.0	-30%
Morocco	16.1	10.5	-5.6	-35%
Argentina	15.7	9.3	-6.4	-41%
Egypt	17.5	7.9	-9.6	-55%
UAE	8.5	7.1	-1.4	-16%
Belgium	7.5	6.9	-0.6	-8%
Spain	7.3	4.8	-2.5	-34%
RoW	81.5	62.8	-18.7	-23%
Total	338.1	251.7	-86.4	-26%

Source: DGCI&S and SRTEPC Analysis

- Top 10 export markets of Indian NFY represents 73% of the total NFY exports from India. Brazil, Australia and Germany were perceived as an emerging market for NFY during Apr-July 2023 as compared to Apr-July 2022.

Table 12: Leading Markets for Nylon Filament Yarn (Values in US\$ Mn.)

Country	Apr-July 2022	Apr-July 2023	Net Change	% Growth
USA	3.9	3.2	-0.7	-18%
UAE	2.8	3.1	0.2	7%
Brazil	1.0	1.7	0.7	69%
Australia	0.9	1.5	0.6	70%
Turkey	1.5	0.9	-0.6	-42%
Germany	0.1	0.7	0.7	957%
Sri Lanka	0.6	0.7	0.1	18%
Portugal	0.5	0.5	0.0	-2%
Italy	0.6	0.5	-0.1	-9%
Spain	0.3	0.4	0.1	41%
RoW	7.1	4.8	-2.3	-32%
Total	19.28	18.01	-1.3	-7%

Source: DGCI&S and SRTEPC Analysis

o Leading Markets for Viscose Filament Yarn (VFY)

- Top 10 export markets of Indian VFY represents 68% of the total VFY exports from India.

Table 13: Leading Markets for Viscose Filament Yarn (Values in US\$ Mn.)

Country	Apr-July 2022	Apr-July 2023	Net Change	% Growth
UAE	1.3	2.0	0.7	57%
Portugal	0.1	1.6	1.6	2600%
USA	1.7	1.5	-0.3	-15%
Morocco	0.5	1.3	0.8	171%

Egypt	0.8	1.2	0.4	52%
Spain	0.4	0.8	0.4	86%
Brazil	0.4	0.8	0.4	98%
Chile	0.1	0.4	0.3	238%
China	0.1	0.4	0.3	238%
Italy	0.1	0.4	0.4	389%
RoW	5.6	4.9	-0.6	-11%
Total	11.08	15.48	4.4	40%

Source: DGCI&S and SRTEPC Analysis

▪ Leading Markets for Polypropylene Filament Yarn (PPFY)

- Leading Markets for Poly-Cotton (PC) Spun Yarn
- Top 10 export markets of Indian PPFY represents 77% of the total PPFY exports from India. Nepal, Brazil and Chile were perceived as an emerging market for Indian PPFY during Apr-July 2023 as compared to Apr-July 2022.

Table 14: Leading Markets for Polypropylene Filament Yarn (Values in US\$ Mn.)

Country	Apr-July 2022	Apr-July 2023	Net Change	% Growth
USA	0.8	0.8	0.1	8%
Spain	0.7	0.8	0.1	11%
Nepal	0.3	0.5	0.2	92%
Bangladesh	0.5	0.5	0.0	0%
Brazil	0.1	0.3	0.2	178%
Belgium	0.0	0.2	0.2	-
Indonesia	0.3	0.2	-0.1	-31%
Mexico	0.6	0.2	-0.4	-66%
Turkey	0.2	0.2	0.0	-5%
Chile	0.1	0.1	0.1	180%
RoW	2.2	1.1	-1.0	-47%
Total	5.56	4.93	-0.6	-11%

Source: DGCI&S and SRTEPC Analysis

Spun Yarn

o Leading Markets for Poly-Cotton (PC) Spun Yarn

- Top 10 export markets of Indian PC yarns represents 70% of the total PV yarns exports from India. Among these top 10 markets, Bangladesh and S. Korea were perceived as emerging markets for Indian PC spun yarn during Apr-July 2023 as compared to Apr-July 2022.

Table 15: Leading Markets for Poly-Cotton Yarn (Values in US\$ Mn.)

Country	Apr-July 2022	Apr-July 2023	Net Change	% Growth
Colombia	4.0	6.0	2.0	48%
Brazil	7.3	5.5	-1.9	-25%
Turkey	5.6	4.4	-1.2	-22%
Egypt	5.1	4.3	-0.8	-16%
Argentina	6.4	3.4	-3.0	-47%
Morocco	4.0	3.1	-0.9	-23%

Mexico	1.6	2.0	0.4	28%
Bangladesh	1.1	1.9	0.8	68%
Portugal	2.8	1.9	-1.0	-35%
S. Korea	0.3	1.1	0.8	253%
RoW	16.0	14.2	-1.8	-11%
Total	54.3	47.7	-6.6	-12%

Source: DGCI&S and SRTEPC Analysis

o Leading Markets for Poly-Viscose (PV) Spun Yarn

- Top 10 export markets of Indian PV yarns represents 87% of the total PV yarns exports from India. Among these top 10 markets, Russia was perceived as an emerging market for Indian PV spun yarns during Apr-July 2023 as compared to Apr-July 2022.

Table 16: Leading Markets for Poly-Viscose Yarn (Values in US\$ Mn.)

Country	Apr-July 2022	Apr-July 2023	Net Change	% Growth
Turkey	43.3	32.9	-10.4	-24%
Nepal	1.3	1.3	0.0	-1%
Russia	0.5	1.1	0.6	129%
Italy	1.0	1.0	0.04	4%
UAE	0.9	0.7	-0.1	-15%
Kenya	0.9	0.4	-0.5	-56%
Egypt	0.9	0.4	-0.5	-58%
USA	0.4	0.2	-0.2	-44%
Vietnam	2.8	0.2	-2.7	-94%
Ethiopia	0.3	0.2	-0.1	-37%
RoW	10.2	5.7	-4.5	-44%
Total	62.32	44.05	-18.3	-29%

Source: DGCI&S and SRTEPC Analysis

o Leading Markets for Polyester Spun Yarn

- Top 10 export markets of Indian Polyester spun yarns represents 78% of the total Polyester spun yarn's export. Mexico was perceived as an emerging market for Indian Polyester spun yarn during Apr-July 2023 as compared to Apr-July 2022.

Table 17: Leading Markets for Polyester Spun Yarn (Values in US\$ Mn.)

Country	Apr-July 2022	Apr-July 2023	Net Change	% Growth
Brazil	9.5	10.3	0.8	8%
Turkey	6.9	6.0	-0.9	-13%
USA	7.6	4.5	-3.1	-41%
Morocco	7.7	3.4	-4.2	-55%
Mexico	1.3	3.0	1.7	133%
Italy	1.8	1.3	-0.5	-28%
Egypt	2.6	1.2	-1.4	-55%
Belgium	1.0	0.9	-0.1	-11%
Spain	0.8	0.9	0.0	1%
Nepal	0.6	0.6	0.0	-3%
RoW	17.4	9.1	-8.3	-48%
Total	57	40.93	-16.1	-28%

Source: DGCI&S and SRTEPC Analysis

o Leading Markets for Viscose Spun Yarn

- Top 10 export markets of Indian Viscose spun yarns represents 80% of the total Viscose spun yarn's export. USA, Belgium, UAE and Canada were perceived as emerging markets for Indian Viscose spun yarn during Apr-July 2023 as compared to Apr-July 2022.

Table 19: Leading Markets for Acrylic Spun Yarn (Values in US\$ Mn.)

Country	Apr-July 2022	Apr-July 2023	Net Change	% Growth
Bangladesh	9.7	8.3	-1.4	-14%
Turkey	6.9	7.6	0.7	10%
Belgium	1.4	2.8	1.3	92%
USA	0.9	2.1	1.2	138%
Sri Lanka	2.9	1.9	-1.0	-33%
UAE	1.3	1.9	0.6	50%
Italy	2.5	1.8	-0.7	-26%
Portugal	1.4	1.5	0.1	8%
Egypt	2.1	1.2	-0.9	-45%
Canada	0.3	1.0	0.8	304%
RoW	9.9	7.3	-2.6	-26%
Total	39.06	37.28	-1.8	-5%

Source: DGCI&S and SRTEPC Analysis

o Leading Markets for Acrylic Spun Yarn

- Top 10 export markets of Indian Acrylic spun yarns represents 61% of the total Acrylic spun yarn's export. Argentina and Morocco were perceived as emerging markets for Indian Acrylic spun yarn during Apr-July 2023 as compared to Apr-July 2022.

Table 19: Leading Markets for Acrylic Spun Yarn (Values in US\$ Mn.)

Country	Apr-July 2022	Apr-July 2023	Net Change	% Growth
Kenya	4.4	3.2	-1.3	-28%
USA	3.1	2.2	-0.9	-30%
Ethiopia	1.0	1.4	0.4	42%
Argentina	0.2	1.0	0.7	352%
Bangladesh	1.8	0.9	-0.9	-52%
Mexico	0.8	0.8	0.0	-5%
Brazil	1.5	0.7	-0.8	-54%
Sri Lanka	1.2	0.5	-0.7	-57%
Nepal	0.5	0.4	-0.1	-16%
China	0.3	0.4	0.0	12%
RoW	8.9	7.4	-1.5	-16%
Total	23.65	18.67	-5.0	-21%

Source: DGCI&S and SRTEPC Analysis

o Major Markets for MMF Fabrics

o MMF Woven Fabrics

o Leading Markets for Polyester Filament Fabrics

- Top 10 export markets of Indian Polyester Filament fabrics represents 58% of the total Polyester Filament fabric's export. Sri Lanka, Saudi Arabia and Indonesia were perceived as an emerging market for Indian Polyester Filament fabrics during Apr-July 2023 as compared to Apr-July 2022.

Table 20: Leading Markets for Polyester Filament Fabrics (Values in US\$ Mn.)

Country	Apr-July 2022	Apr-July 2023	Net Change	% Growth
UAE	32.4	37.4	5.0	15%
Bangladesh	20.0	18.1	-1.9	-9%
Sri Lanka	2.2	8.7	6.5	303%
Saudi Arabia	4.4	8.2	3.8	88%
USA	7.0	5.9	-1.1	-16%
Indonesia	3.0	5.5	2.6	86%
Nepal	4.6	4.7	0.1	3%
Senegal	6.0	4.5	-1.5	-25%
UK	5.4	4.4	-1.0	-18%
Thailand	4.0	3.6	-0.4	-10%
RoW	86.6	74.4	-12.3	-14%
Total	175.4	175.3	-0.1	0%

Source: DGCI&S and SRTEPC Analysis

o Leading Markets for Poly-Viscose (PV) Fabrics

- Top 10 export markets of Indian PV fabrics represents 61% of the total PV fabrics export. Afghanistan, Saudi Arabia, Kenya and Nigeria were perceived as an emerging markets for Indian PV fabrics during the same period.

Table 21: Leading Markets for Poly-Viscose Fabrics (Values in US\$ Mn.)

Country	Apr-July 2022	Apr-July 2023	Net Change	% Growth
UAE	11.3	13.4	2.1	18%
Bangladesh	14.6	11.5	-3.1	-21%
Afghanistan	4.5	8.4	3.8	85%
Egypt	6.6	8.1	1.5	22%
Sri Lanka	4.9	6.0	1.2	25%
Vietnam	5.8	4.6	-1.2	-21%
Mexico	3.9	3.9	-0.1	-2%
Saudi Arabia	1.4	3.7	2.4	169%
Kenya	1.7	2.9	1.3	75%
Nigeria	0.5	2.0	1.5	315%
RoW	26.8	40.5	13.8	51%
Total	81.9	105.0	23.1	28%

Source: DGCI&S and SRTEPC Analysis

o Leading Markets for Poly-Cotton (PC) Fabrics

- Top 10 export markets of Indian PC fabrics represents 79% of the total PC Fabrics export. Sri Lanka and Mexico were perceived as emerging markets for Indian PC fabrics during Apr-July 2023 as compared to Apr-July 2022.

Table 22: Leading Markets for Poly-Cotton Fabrics (Values in US\$ Mn.)

Country	Apr-July 2022	Apr-July 2023	Net Change	% Growth
Italy	6.2	6.5	0.3	5%
USA	3.8	2.0	-1.8	-47%
Bangladesh	1.3	1.9	0.6	42%
UAE	1.3	0.8	-0.5	-40%
Oman	0.6	0.7	0.1	17%
Sri Lanka	0.4	0.6	0.2	58%

Indonesia	0.5	0.4	-0.2	-33%
Australia	0.3	0.4	0.0	3%
Mexico	0.0	0.3	0.2	767%
Nepal	0.3	0.2	-0.1	-28%
RoW	-0.5	3.6	4.1	-757%
Total	14.1	17.1	3.0	21%

Source: DGCI&S and SRTEPC Analysis

o Leading Markets for Poly-Cotton (PC) Fabrics

- Top 10 export markets of Indian Polyester Spun Fabrics represents 66% of the total Polyester Spun Fabric's export. Indonesia, Saudi Arabia and Mexico were perceived as emerging markets for Indian Polyester spun fabrics during Apr-July 2023 as compared to Apr-July 2022.

Table 23: Leading Markets for Polyester Spun Fabrics (Values in US\$ Mn.)

Country	Apr-July 2022	Apr-July 2023	Net Change	% Growth
UAE	2.6	3.0	0.4	17%
Kenya	1.7	1.5	-0.2	-11%
Indonesia	0.7	1.4	0.7	97%
Afghanistan	1.6	1.3	-0.3	-20%
USA	0.9	0.9	0.0	-1%
Egypt	0.7	0.8	0.1	15%
Saudi Arabia	0.3	0.6	0.3	113%
Nepal	0.6	0.6	0.0	-2%
Mexico	0.1	0.5	0.3	283%
Nigeria	0.0	0.4	0.4	-
RoW	10.1	5.6	-4.4	-44%
Total	19.3	16.6	-2.7	-14%

Source: DGCI&S and SRTEPC Analysis

o Leading Markets for Viscose Spun Fabrics

- Top 10 export markets of Indian Viscose spun fabrics represents 79% of the total Viscose spun fabric's export. Sri Lanka and Egypt were perceived as emerging markets for Indian Viscose spun fabrics during Apr-July 2023 as compared to Apr-July 2022.

Table 24: Leading Markets for Viscose Spun Fabrics (Values in US\$ Mn.)

Country	Apr-July 2022	Apr-July 2023	Net Change	% Growth
Korea	3.9	3.9	0.09	2%
Sri Lanka	1.7	2.9	1.21	70%
Bangladesh	2.2	2.7	0.45	20%
UAE	0.8	0.8	0.01	1%
Turkey	0.9	0.7	-0.26	-28%
Egypt	0.2	0.7	0.49	288%
Saudi Arabia	1.1	0.5	-0.67	-59%
Indonesia	0.5	0.3	-0.23	-44%
UK	0.3	0.3	-0.04	-13%
Thailand	0.3	0.3	-0.03	-10%
RoW	2.8	3.4	0.7	24%
Total	14.72	16.4	1.7	11%

Source: DGCI&S and SRTEPC Analysis

- Leading Markets for Nylon Filament Fabrics
- Top 10 export markets of Indian Nylon Filament fabrics represents 74% of the total Polyester spun fabric's export. USA, Germany, Kenya, Italy and Portugal were perceived as emerging markets for Indian Nylon Filament fabrics during Apr-July 2023 as compared to Apr-July 2022.

Table 25: Leading Markets for Nylon Filament Fabrics (Values in US\$ Mn.)

Country	Apr-July 2022	Apr-July 2023	Net Change	% Growth
Bangladesh	2.2	1.2	-0.98	-44%
USA	0.3	0.7	0.41	164%
Germany	0.2	0.6	0.38	173%
Sri Lanka	0.9	0.5	-0.38	-43%
Mexico	0.7	0.5	-0.20	-31%
UAE	0.4	0.4	0.00	0%
Kenya	0.2	0.3	0.13	76%
Italy	0.1	0.2	0.11	110%
Nepal	0.4	0.2	-0.21	-51%
Portugal	0.1	0.1	0.05	71%
RoW	2.8	1.6	-1.21	-43%
Total	8.13	6.23	-1.9	-23%

Source: DGCI&S and SRTEPC Analysis

o MMF Weft Knitted Fabrics

- Top 10 export markets of Indian Weft Knitted fabrics represents 91% of the total Weft Knitted fabrics export. Egypt, Vietnam UAE and Netherlands were perceived as emerging markets for Indian MMF Weft Knitted Fabrics during Apr-July 2023 as compared to Apr-July 2022.

Table 26: Leading Markets for Weft Knitted Fabrics (Values in US\$ Mn.)

Country	Apr-July 2022	Apr-July 2023	Net Change	% Growth
Sri Lanka	40.0	21.0	-19.0	-47%
Bangladesh	8.7	5.7	-3.1	-35%
Kenya	1.2	1.1	-0.1	-9%
Nepal	1.0	1.0	0.1	7%
Egypt	0.4	0.9	0.5	107%
UK	0.3	0.5	0.2	45%
Vietnam	0.3	0.4	0.2	64%
UAE	0.3	0.4	0.1	54%
Netherlands	0.0	0.4	0.3	1133%
USA	0.5	0.3	-0.3	-48%
RoW	4.7	3.1	-1.6	-33%
Total	57.3	34.7	-22.6	-39%

Source: DGCI&S and SRTEPC Analysis

MMF Non-wovens

- Top 10 export markets of Indian Nonwovens represents 74% of the total Nonwoven export. Saudi Arabia, Israel and Spain were perceived as emerging markets for Indian Polyester spun fabrics during Apr 22 - Mar 23 as compared to Apr 21 - Mar 22.

Table 27: Leading Markets for Non-woven Fabrics (Values in US\$ Mn.)

Country	Apr-July 2022	Apr-July 2023	Net Change	% Growth
USA	30.7	29.5	-1.27	-4%
UAE	3.3	3.6	0.34	10%
Saudi Arabia	1.2	2.0	0.80	68%
UK	2.2	2.0	-0.24	-11%
Germany	1.2	1.1	-0.04	-3%
Canada	0.7	1.0	0.28	39%
Nepal	0.7	0.8	0.08	11%
Israel	0.1	0.8	0.66	733%
Spain	0.1	0.7	0.57	570%
Bangladesh	0.7	0.7	-0.02	-3%
RoW	12.0	15.1	3.15	26%
Total	52.83	57.14	4.3	8%

SSource: DGCI&S and SRTEPC Analysis

o Major Markets for MMF Made-ups

- Top 10 export markets of Indian Made-ups represents 67% of the total Made-ups export.
- Exports of MMF Made-ups to all the top 10 markets have declined, except Italy and France, during Apr-July 2023 as compared to Apr-July 2022.

Table 28: Leading Markets for Made-ups (Values in US\$ Mn.)

Country	Apr-July 2022	Apr-July 2023	Net Change	% Growth
USA	167.8	109.8	-58.0	-35%
Italy	30.8	30.7	-0.1	0%
UK	28.8	27.9	-0.9	-3%
Germany	35.6	26.8	-8.8	-25%
Spain	26.1	21.7	-4.4	-17%
France	20.3	21.1	0.8	4%
Netherlands	24.5	20.4	-4.1	-17%
UAE	24.9	18.9	-6.1	-24%
Australia	12.5	11.3	-1.2	-10%
Canada	15.1	11.2	-4.0	-26%
RoW	178.0	146.1	-31.9	-18%
Total	564.4	445.7	-118.7	-21%

Source: DGCI&S and SRTEPC Analysis

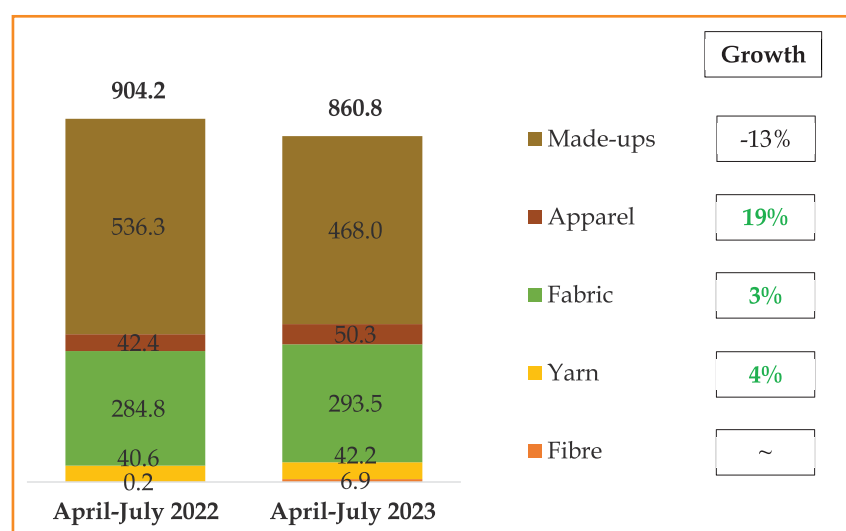
EXPORT PERFORMANCE OF TECHNICAL TEXTILES DURING APRIL – JULY 2023

The overall exports of Technical Textiles from India stood at US\$ 861 Mn. during April - July 2023 as against exports of US\$ 904 Mn. during April - July 2022. The exports of Technical Textiles from India has declined by 4.8% during April - July 2023 as compared to April - July 2022.

Product Category-wise Exports of Technical Textiles

- Exports of Technical Yarns, Fabrics and Apparel have shown a growth of 4%, 3% and 37%, respectively, during April - July 2023 as compared to April - July 2022.
- Exports of Made-ups have declined of 13% during April - July 2023 as compared to April - July 2022.
- Made-ups were the largest exported product category with an exports value of US\$ 468 Mn. in April - July 2023.

Figure 1: Product Category-wise Exports of Technical Textiles (Values in US\$ Mn.)



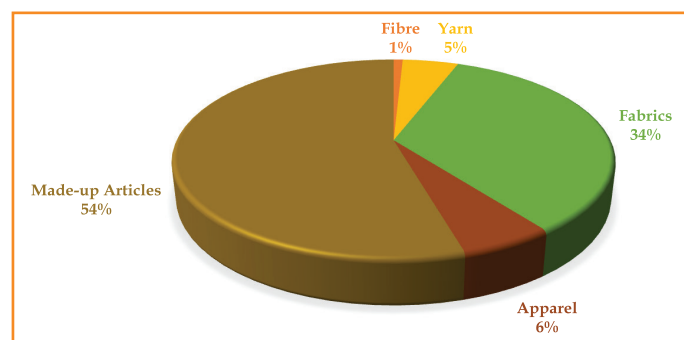
Source: DGCI&S, DGFT and SRTEPC Analysis

Reasons for Decline in Exports of Technical Textiles

The decline in overall exports of Technical Textiles by US\$ 43 Mn. during April - July 2023 as compared to April - July 2022 was seen majorly in the Packtech segment. The decline in exports of FIBC bags by US\$ 95 Mn. has majorly reduced the overall Technical Textiles' export.

Product Category Share in Technical Textiles Exports

- Technical made-up articles such as sling, ropes, gauze, wipes, etc. are the largest exported commodities from India during April - July 2023, representing 54% of the exports share.
- Technical fabrics such as coated, laminated, fire resistant, etc. are the second largest expo exported commodities from India during April - July 2023, representing 34% of the exports share.



Source: DGCI&S, DGFT and SRTEPC Analysis

Segment-wise Exports Performance of Technical Textiles

Segment-wise Exports of Technical Textiles

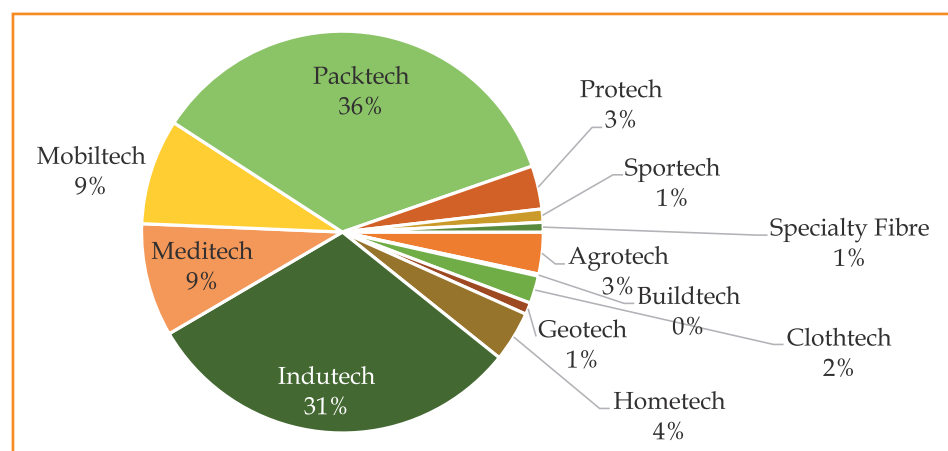
Table 1: Segment-wise Exports of Technical Textiles in US\$ Mn.

TT Segments	April - July 2022	April - July 2023	% Growth
Agrotech	24.3	28.9	19%
Buildtech	2.6	1.5	-44%
Clothtech	21.6	19.2	-11%
Geotech	3.7	8.1	119%
Homotech	28.5	34.9	22%
Indutech	261.2	265.2	2%
Meditech	72.3	78.4	9%
Mobiltech	56.3	73.1	30%
Packtech	400.6	305.7	-24%
Protech	24.2	30.0	24%
Sportech	8.8	9.2	4%
Specialty Fibre	0.0	6.7	-
Grand Total	904.2	860.8	-5%

Source: DGCI&S, DGFT, Baseline Survey 2020 and SRTEPC Analysis

- Geotech was the fastest growing segment during April - July 2023 as compared to April - July 2022, with a growth rate of 119% followed by Protech (63%).
- Mobiltech segment showed a growth rate of 30%, followed by Protech (24%), Homotech (22%) and Agrotech (19%), during April - July 2023 as compared to April - July 2022.
- Packtech and Indutech are the largest exported products with an exports value of US\$ 306 Mn. and US\$ 265 Mn. during April - July 2023, respectively. However, the Packtech exports have shown a decline of 24% during the same period.

Segment Share in Technical Textiles Exports



Source: DGCI&S, DGFT, Baseline Survey 2020 and SRTEPC Analysis

- Packtech was the largest exported segment representing 36% of the exports share during April - July 2023, followed by Indutech (31%), Meditech (9%) and Mobiltech (9%).

Products-wise Exports of Technical Textiles

Top 10 Exported Technical Textiles Products

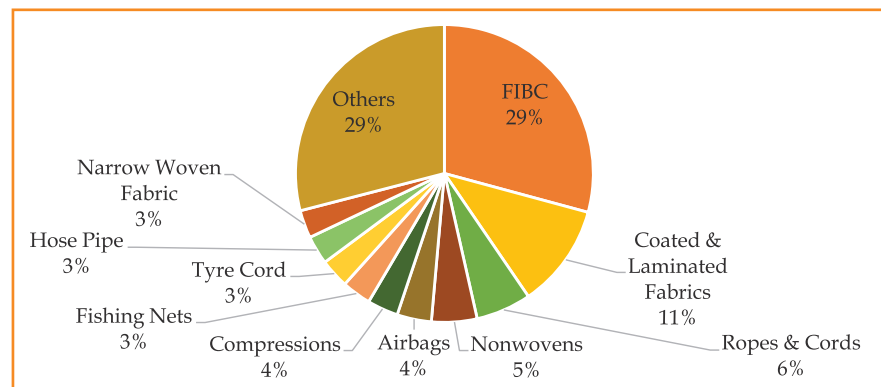
- Table 2 shows the exports of top 10 exported Technical Textiles products from India during April - July 2023. These products represents 71% share of the total Technical Textiles exports from India in April - July 2023.

Table 2: Exports of Top 10 Technical Textiles Products in US\$ Mn.

Top 10 Exported Products	April - July 2022	April - July 2023	% Growth
FIBC	325.9	251.4	-23%
Coated Fabrics	90.8	96.9	7%
Ropes & Cords	63.5	51.7	-19%
Nonwovens	55.6	42.5	-24%
Airbags	22.7	32.1	42%
Compressions	30.0	28.9	-4%
Fishing Nets	24.3	27.3	13%
Tyre Cord	18.3	27.3	49%
Hose Pipe	22.4	26.7	19%
Narrow Fabric	18.4	26.1	42%

Product-wise Exports Share in April - July 2023

Figure 4: Product-wise Exports Share in April - July 2023



Source: DGCI&S, DGFT and SRTEPC Analysis

- FIBC bags are the largest exported products from India, representing 29% exports share in April - July 2023, followed by Coated & Laminated Fabrics (11%), Ropes & Cordages (6%) and Nonwovens (5%).

Top 10 Emerging Products in April - July 2023

- Table 3 shows top 10 products which were emerging as the highest grown products during April - July 2023 as compared to April - July 2022.
- In April - July 2023, Medical Gauze have shown highest growth of 240% as compared to April - July 2022, followed by Strip Yarn (240%) and Medical Tapes (181%).

Table 3: Exports of Top 10 Emerging Technical Textile Products in US\$ Mn.

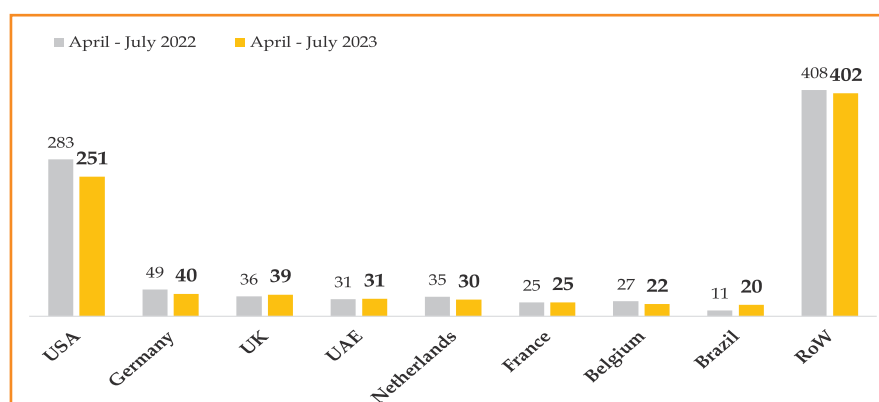
Top 10 Emerging Products	April - July 2022	April - July 2023	% Growth
Medical Gauze	0.05	0.17	240%
Strip Yarns	0.10	0.34	240%
Medical Tapes	0.32	0.90	181%
Wall Coverings	0.09	0.16	78%

HT Woven Fabrics	0.38	0.65	71%
Carpet Tiles	7.83	12.99	66%
Protective Clothing	10.20	16.08	58%
Outerwear	2.07	3.18	54%
Coated Abrasives	0.51	0.78	53%
Tyre Cords	18.30	27.31	49%

Source: DGCI&S, DGFT, and SRTEPC Analysis

Leading Export Markets of Technical Textiles

Figure 5: Leading Export Markets of Technical Textiles (Values in US\$ Mn.)



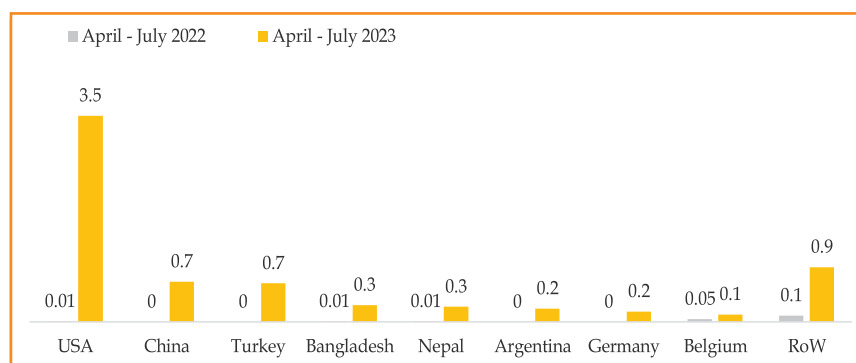
Source: DGCI&S, DGFT and SRTEPC Analysis

- Top 8 export markets of Technical Textiles represents 53.3% of the total exports from India.
- Among these export markets, exports of Technical Textiles to UK and Brazil have shown a growth of 8% and 88% respectively, during April - July 2023 as compared to April - July 2022.
- However, the exports of Technical Textiles to all the other Top 8 markets have declined during April - July 2023 as compared to April - July 2022.
- USA was the largest market of Technical Textiles representing 29.2% of the India's exports share, followed by Germany (4.7%) and UK (4.6%) during April - July 2023.
- India exported Technical Textiles worth US\$ 251 Mn. to USA during April - July 2023, which has declined by 11% as compared to same period of previous year.

Product Category-wise Technical Textiles Markets

Leading Export Markets of Technical Fibres

Figure 6: Leading Export Markets of Technical Fibres (Values in US\$ Mn.)

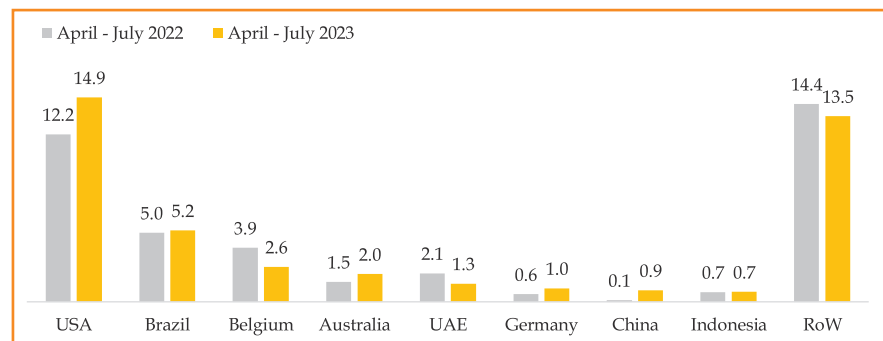


Source: DGCI&S, DGFT and SRTEPC Analysis

- Top 8 export markets of Technical fibres represents 86% of the total technical fibre exports.

Leading Export Markets of Technical Yarns

Figure 7: Leading Export Markets of Technical Yarns (Values in US\$ Mn.)

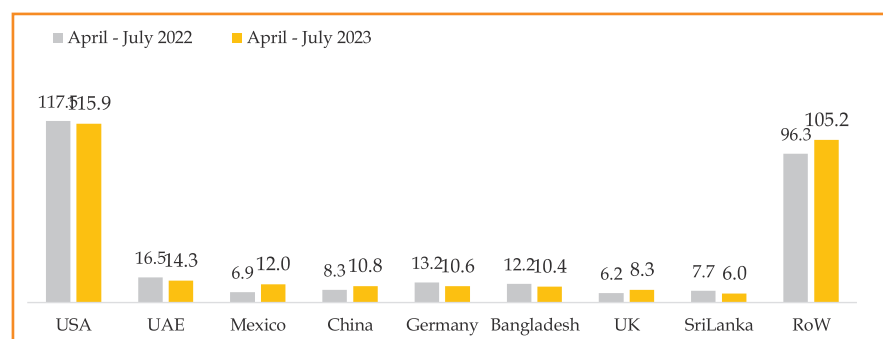


Source: DGCI&S, DGFT, and SRTEPC Analysis

- Top 8 export markets of technical yarns represents 68% of the total technical yarn exports.
- Germany and China were perceived as emerging exports destination for technical yarns, with an exports growth of 554% and 79%, respectively during April - July 2023 as compared to April - July 2022.

Leading Export Markets of Technical Fabrics

Figure 8: Leading Export Markets of Technical Fabrics (Values in US\$ Mn.)

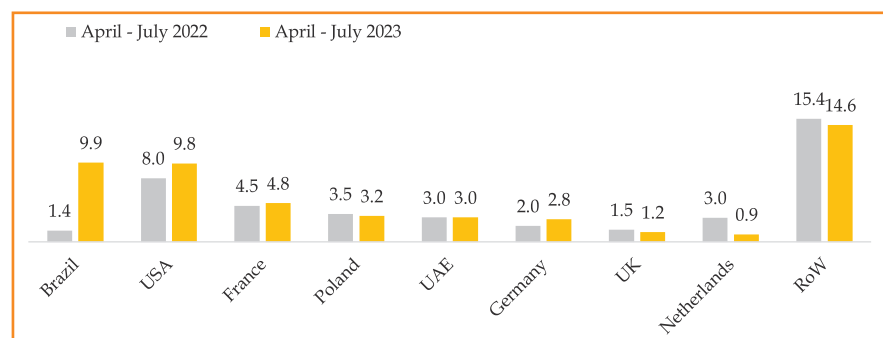


Source: DGCI&S, DGFT, and SRTEPC Analysis

- Top 8 export markets of technical fabrics represents 64% of the total technical fabric exports.
- Mexico was perceived as an emerging exports destination for technical fabrics, with an exports growth of 75% during April - July 2023 as compared to April - July 2022.

Leading Export Markets of Technical Apparel

Figure 9: Leading Export Markets of Technical Apparel (Values in US\$ Mn.)

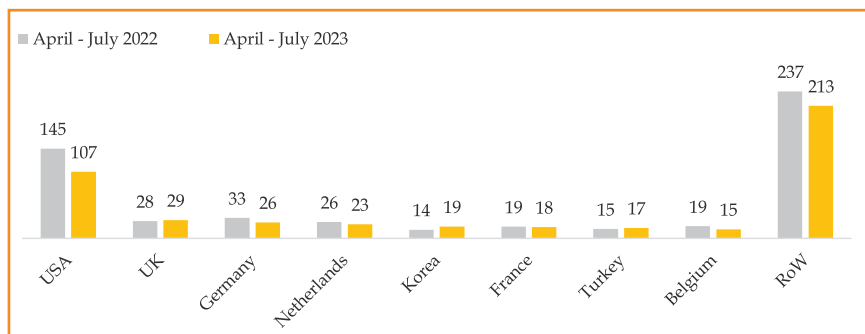


Source: DGCI&S, DGFT, and SRTEPC Analysis

- Top 8 export markets of Technical apparel represents 71% of the total Technical Apparel exports.
- Exports of Technical Apparel to USA, France and Germany have grown by 23%, 7% and 42%, respectively during the same period.
- Brazil was perceived as emerging destinations of Technical Apparel during the same period.

Leading Export Markets of Technical Made-ups

Figure 10: Leading Export Markets of Technical Made-ups (Values in US\$ Mn.)



Source: DGCI&S, DGFT, and SRTEPC Analysis

- Top 8 export markets of Technical Made-ups represents 54% of the total Technical made-ups exports.
- Exports of Technical Made-ups to UK, S. Korea and Turkey have shown a growth of 6%, 36% and 13%, respectively during the same period.



WEBINAR ON EXPORT FINANCE

The Synthetic and Rayon Textiles Export Promotion Council (SRTEPC) Council conducted a Webinar on “Export Finance” today, 23 August 2023 in which 120 member-companies participated.

World trade and commerce has been severely impacted by global headwinds, where demand is extremely volatile, exports are under tremendous stress, shipments are deferred and delayed, and profit margins very thin. Moreover, most of the clients demand for even 180 days credit, citing the current demand uncertainties.

Export finance is, essentially, an advance loan mechanism that provides working capital and helps exporters pay their costs before receiving payment from the clients. As we all know that the buyer often pays within an agreed payment term, the seller faces a cash flow issue. Export Finance provides a cash flow solution for exporters. Meaning that exporters can fill the monetary gap caused by a long transit or invoicing periods. Export finance also allows exporters to access the payment for their goods before their arrival overseas, meaning they can fill the monetary gap caused by a long transit or invoicing periods. Export financing can cover a range of scenarios, from providing credit to paying for the goods on behalf of the customer when they are delivered.

Having realised the tremendous importance and relevance of the subject “Export Finance” especially in the prevailing scenario, our Council organised the Webinar on “Export Finance” for larger benefit of the Member-exporters.

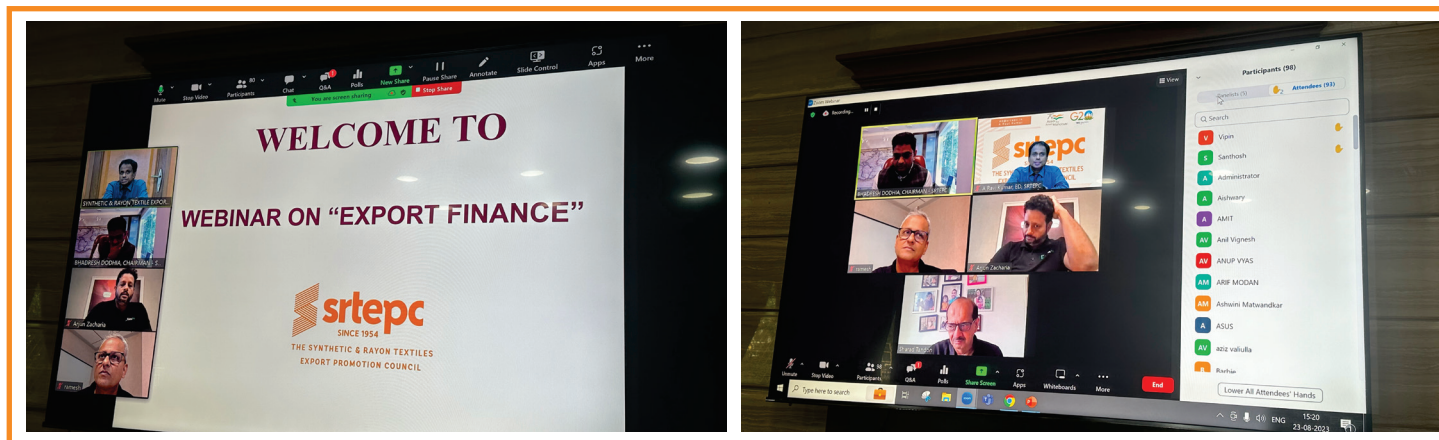
At the beginning of the Webinar Shri A. Ravi Kumar, Executive Director, SRTEPC welcomed the participants. Shri Bhadresh Dodhia, Chairman SRTEPC delivered his Opening Remarks. Shri Bhadresh Dodhia, Chairman SRTEPC in his opening remarks mentioned “In the current critical times, export finance has a very important role to play. We Exporters have unique funding needs that traditional banks or even the larger export finance companies don’t always meet.” He also informed that both Pre-shipment and Post-shipment Finances significantly improve the competitiveness of Export Products in the Global Markets. There are various innovative options offered by Banks for both pre-shipment and post-shipment.

The Webinar was conducted by Mr. Arjun Zacharia and Mr. Ramesh Iyer who are experts on Trade Finance and Digital Platforms from Eximpe. Some of the topics discussed at the Webinar were Trade Finance, Working Capital, Post – Shipment Finance like Bills Discounting, Negotiation of Bills under L/C, Operation of LCs, Forex Management including Forward Contracts and Options, Factoring and Forfaiting, Compliance Management, Operation on Digital Platforms.

Question & Answer Session

After the presentation, there was a Q & A Session during which participants raised their queries and sought Clarifications and Guidance from the subject experts on various export Finance related issues.

At the end of the Webinar, Shri A. Ravi Kumar, Executive Director, SRTEPC proposed a Vote of thanks. He mentioned that the presentation was detailed and educative giving various parameters of Export Finance. He thanked the subject experts for taking out their time to be the resource persons in the webinar and giving the excellent presentation. He also thanked Shri Bhadresh Dodhia, Chairman SRTEPC for being present and giving his opening remarks despite his busy schedule. Shri A. Ravi Kumar, Executive Director, SRTEPC also thanked the participants for seeking clarity and actively interacting during the Webinar.





TECHTEXTIL INDIA 2023



Smt. Darshana Vikram Jardosh, Hon'ble Union Minister of State for Textiles and Railways inaugurated SRTEPC Now MATEXIL Booth at Techtextil India 2023

SRTEPC supported Techtextil India 2023 through mobilizing Technical Textile exporters to participate in the exhibition which was held from September 12 to 14, 2023 at Jio World Convention Centre (JWCC), BKC, Mumbai. The event was organized by Messe Frankfurt India.

SRTEPC took a booth at Techtextil India 2023 to create awareness about Technical Textiles among the industry and to promote the export potential of Technical Textiles. This was to facilitate Technical Textiles manufacturers enter into exports.

ABOUT TECHTEXTIL

Techtextil India, the most prominent exhibition on Technical Textiles, Nonwovens and Composites. Apart from connecting with international network, the exhibition is an ideal destination to interact with leading manufacturers, traders and buyers who cater to all the segments of Technical Textiles. On the side-lines of Techtextil 2023, there was a Conferences Geotech in which Industry Experts from the field of Technical Textiles were present.

INAUGURATION OF TECHTEXTIL INDIA 2023 EXHIBITION



Shri Bhadresh Dodhia, Chairman, SRTEPC inaugurating the Techtextil India Exhibition 2023

Shri Bhadresh Dodhia, Chairman, SRTEPC along with **Shri Rajeev Saxena, Joint Secretary, Ministry of Textiles** and **Shri Pramod Khosla, Convenor, Technical Textiles Sub-Committee, SRTEPC** inaugurated the **Techtextil India 2023**.

Inauguration of SRTEPC Booth

Smt. Darshana Vikram Jardosh, Hon'ble Union Minister of State for Textiles and Railways inaugurated the SRTEPC booth at Techtextil India 2023 on Tuesday, September 12, 2023. The Hon'ble Minister appreciated the efforts of the Council in promoting exports of Technical Textiles and creating awareness about Technical textiles among industry members.

Response of the Event

- The footfall at the SRTEPC's booth was remarkable. The visitors from the Technical Textiles sector were happy to know that the Council has been assigned the role of exports promotion of Technical Textiles by the Government. The textile industry was keen to about the services offered by the Council related to Technical Textiles to the members.
- Over 150 exhibitors from all the segments of Technical Textiles have showcased their products including Technical Textiles manufacturers, traders, machinery manufacturers, etc.
- About 4,000 visitors have witnessed the Techtextil India 2023. In this edition, over 250+ brands participated at the exhibition. Adding to its diverse portfolio, new product categories like masterbatches and filtration geo synthetics opened the buyers to new possibilities and more customisations for their product lines.



Interaction with Visitors at SRTEPC Booth in Techtextil India 2023

Conclusion

Techtextil India 2023 brought together numerous industry leaders and specialists from around the world who were interested in the newest technological textile advances. The SRTEPC booth attracted a large number of exhibitors and buyers who were interested in our services and has shown interest to join the Council.

ASIATEX 2023

SRTEPC participated at 5th ASIATEX Fair from 31st August to 2nd September 2023 at the Jio World Convention Centre, Mumbai.

After hosting four highly successful editions, the Hindustan Chamber of Commerce organized its fifth edition of ASIATEX-2023 where we got an opportunity to interact with over 100+ exhibitors and buyers from the industry.

SRTEPC's participation at the fair was dedicated to facilitating commerce by fostering connections throughout the textile trade sector which advances the expansion of the textile industry by forging valuable networking opportunities for suppliers, uniting buyers from diverse regions on a single platform.

Organizers:

Organized by Hindustan Chamber of Commerce who are one of the oldest associations of textile traders and manufacturers in India the fair was inaugurated on 31st September 2023 and was attended by Hon'ble Minister of Commerce and Textiles – Shri Piyush Goyal and several other dignitaries.

Exhibitors:

The Fair showcased 100+ exhibitors ranging from home Textiles, accessories, yarns, garments, suiting, technical textiles etc. and also was supported by Ministry of Textiles.

Visitors:

With over 5000 visitors the objective of the fair was to spotlight India's advancements in the textile sector, anticipating attendees not only from across the nation but also from international destinations to boost trade.



INTERFABRIC 2023 AUTUMN IN RUSSIA

The Synthetic and Rayon Textiles Export Promotion Council (SRTEPC) has organised participation of 14 member exporter at the INTERFABRIC 2023 Autumn held from 5 to 7 September 2023 in Moscow, Russia. This participation was organized under the MAI support from the Ministry of Commerce and Industry and active guidance from the Embassy of India Moscow, Russia.

The textile industry in Russia is the third major contributor to GDP after food and beverages industry in the country. Russia has a developed weaving, garmenting and technical textile industry located in textile manufacturing centres like Ivanovo, Rostov, Perm, etc. During 2021, Russia imported about US\$ 13 bn. of textile products from the world. India's market share in Russia's total import of textile products from the world was only 2% (US\$ 264 mn). There is huge scope for Indian exporters to further increase exports of yarns, fabrics, made ups, etc. from India to Russia. The European countries played substantially in the Russian textile industry. However, due to the Russia-Ukraine war, all the EU countries have imposed sanction and disconnected trade ties with Russia which open up huge business opportunities in the textiles sector in Russia.

In view of various sanctions from the EU and America coupled with rapidly growing domestic demand, Russia promises a huge export opportunity for Indian MMF textiles and Technical Textiles.

Inauguration of India Pavilion

The Council invited HE Shri Pavan Kapoor, Ambassador, Embassy of India Moscow, Russia for inaugurating participation of the Indian companies in the INTERFABRIC 2023 Autumn show. Accordingly, on the 1st Day of the Exhibition i.e., 5th September, the Council organised an Opening Ceremony with ribbon cutting by HE Shri Pavan Kapoor, Ambassador, Embassy of India Moscow, Russia. Other dignitaries, Shri Vinoy Vijay Puri, SRTEPC COA Member, Shri Ved Prakash Singh, First Secretary, Embassy of India Moscow, Media persons were also present during the inauguration. After completion of the opening ceremony in the India Pavilion, HE Shri Pavan Kapoor, Ambassador, Embassy of India Moscow, Russia interacted with the representatives of the participating companies.



Inauguration at INTERFABRIC 2023
Russia

Fruitful B2B Organised

The SRTEPC organized a dedicated B2B Session post-exhibition on 8th September 2023 at Hotel Plaza Garden WTC Moscow. All the leading Russian Textile importers, agents, stockers were invited to the B2B. Commercial Section at the Embassy of India Moscow provided useful support to identify and invite the Russian buyers which resulted in bringing 57 leading Russian Textile importers, agents, stockers to the B2B. During the B2B all the participating Member-companies of SRTEPC made presentations about their products and company profile before the Russian buyers. Thereafter, there was a table-top display of the samples and business discussions between them. HE Shri Rajnish Patidar, Second Secretary, Economic and Commercial Wing, Embassy of India Moscow also attended the B2B. SRTEPC also arranged a cocktail dinner after the B2B.



Interaction with Exhibitors and
Buyers

Business Visitors

The upfront feedback received from the participants reveals that each participating company received around 20 serious business negotiations during the Exhibition. During the B2B Session they could get additional buyers who have already ordered samples. As we understood around US\$ 1.50 million (**approx. Rs. 12 crores**) of spot orders have been booked and around US\$ 4 million estimated orders have been negotiated for finalization in due course. Most of the participating companies received trade enquiries for their products.



Interaction with Exhibitors and
Buyers

Conclusion

International Textile shows like INTERFABRIC provides an excellent opportunity for the participating Indian companies to understand the requirements of the Russian market, meet real buyers and also its way of doing business. It also helped in projecting India before the Russian buyers as a major textile producing country and a reliable supplier of manmade fibre textiles. In view of the potential of the Russian market for Indian manmade fibre textiles and positive feedback of the participating companies on emerging opportunities in the Russian market, the Council may like to repeat participation in Russia that will help to mature the contacts and reliability to boost exports from India. Participation in the Fair is also expected to give further boosts to exports of Indian manmade fibre textiles and technical textiles to Russia. All the companies are interested to repeat participation in Russia through SRTEPC.



Interaction with Exhibitors and
Buyers



DHAKA INTERNATIONAL YARN & FABRIC SHOW IN BANGLADESH

As part of Export Promotion Programs, the Council organized the participation of 20 Indian companies at 20th Dhaka International Yarn & Fabric Show in Dhaka (DIFS), Bangladesh from 13 to 16 September 2023. The participation of Indian companies in the above show was organized with the support of Ministry of Commerce & Industry under MAI Scheme of Govt. of India and guidance of the High Commission of India, Dhaka, Bangladesh.

About DIFS 2023

20th Dhaka International Yarn & Fabric Show was concurrently held with 42nd Dye Chem Bangladesh International Expo and 22nd Textech Bangladesh from September 13 - 16, 2023 at Bangabandhu Bangladesh-China Friendship Exhibition Center, New Purbachal, Bangladesh. There was total 1250 Exhibitors and more than 18000 visitors visited the Show. The Countries like India, Bangladesh, China, Turkey, Scotland, Sri Lanka, USA, Italy, Germany, Korea, Thailand, Singapore, Malaysia, Hungary, France participated in the above events.

Inauguration

The inauguration of the India Pavilion organized in the morning on the first day of the Event i.e., 13th September 2023. Mr. Shubham Yadav, Second Secretary of High Commission of India in Bangladesh inaugurated the India Pavilion with the presence of Indian Exhibitors, Organizer of DIFS and some of the visiting buyers. After inaugurating the "India Pavilion", Mr. Yadav personally visited the booths of participating Indian companies and interacted with them, which was encouraging to our participants.

Exports of Indian MMF Textiles to Bangladesh

- Exports of Indian MMF textiles to Bangladesh during 2021-22 were around US\$ 447.69 million.
- Bangladesh's total global import of MMF textiles were around US\$ 85,332 million during 2021 in which India's share is only 0.52%.
- Major suppliers of MMF Textiles to Bangladesh were China, Vietnam, India, Korea, Japan, Italy and Saudi Arabia etc.

Response at the Exhibition

During the 4-day Show, around 11000 visitors visited DIFS 2023. Indian exhibitors had fruitful interactions with their existing buyers as well as new clients. Most of the participants were able to develop potential trade contacts, while some of the participants have received positive enquiries and spot bookings of orders have also been reported. Some of the Indian participants have reported that they have got enquiries and business orders are under negotiation. Most of the participants have expressed their desire to participate in the next edition of DIFS.

Conclusion

As the RMG Industry in Bangladesh has huge demand for importing Yarn and Fabrics for producing garments, Bangladesh has been traditionally an important market for importing raw materials of yarn & fabrics. This provides excellent opportunities for Indian suppliers for projecting India as a reliable source of supply of raw materials for garment. The Council's follow ups participation in DIFS will help to enhance the trade of MMF Textiles between India and Bangladesh.



Inauguration at Dhaka International Yarn and Fabric Show in Bangladesh



Interaction with Exhibitors and Buyers



G20 Presidency helping India deepen trade ties with member nations: Experts

India is helping New Delhi to strengthen trade ties with member nations and provides an opportunity to attract investments from those countries in sectors like infrastructure, experts say. They said that the G20 (Group of 20) holds a strategic role in securing future global economic growth and prosperity, as its members represent about 85 per cent of the global GDP (Gross Domestic Product), 75 per cent of global trade and two-thirds of the world's population. The G20 has 43 members and not 20 countries. These include 19 countries (Argentina, Australia, Brazil, Canada, China, France, Germany, India, Indonesia, Italy, Japan, Korea, Mexico, Russia, Saudi Arabia, South Africa, Türkiye, UK and US) and the European Union (27-member group). Three EU countries -- France, Germany, Italy -- are counted among the 19 countries. Trade experts suggested the government to fast-track ongoing negotiations for free trade agreement (FTA) with countries like the UK and EU as it would help India in better market access to these countries as well as facilitate investment. However, they also asked not to use trade platforms to achieve climate aspirations as that could harm progress in both trade and climate discussions. The largest trade block of G20, the EU, will set in motion the carbon border adjustment mechanism from October 1 this year, making exports expensive from countries like India "In the first eight months of 2023, the EU introduced five regulations on climate change and trade.

Source: The Economic Times

Welspun India's Ambitious Rs. 300 Crore Investment Vision Unveiled

In a report, Dipali Goenka, the Managing Director and CEO of textile giant, Welspun India, has spoken about a substantial investment of Rs. 300 crores to advance the company's production efficiency. This capital infusion will be primarily focused on green energy initiatives and streamlining operational bottlenecks. Welspun India, with a market capitalisation of Rs. 12,174.6 crore has 90 per cent of its business export-oriented. Despite a rise in debt from Rs. 1000 crore to Rs. 1800 crore, Goenka noted that these figures represent an improvement compared to the previous year. Highlighting Welspun India's commitment to investments, the CEO also noted that during the last quarter, Welspun India has already allocated Rs. 51 crores towards green energy initiatives. Looking ahead, the company aims to invest Rs. 300 crores by the end of 2024, out of which Rs. 200 crores will be allocated for the green energy projects and an additional Rs. 100 crores for maintenance and de-bottlenecking. Goenka emphasised the company's ambitious goal of achieving a debt-free status by the end of 2025 and the beginning of 2026, despite the gradual increase in debt figures. She attributed the current net debt of Rs. 1000 crore to the impact of the Biparjoy storm and the delayed share buyback originally scheduled for July 2023. With Welspun's strong presence in home furnishings and terrycloth, Goenka aims to sustain strong trade with the US, the largest consumer of home textiles, globally. She expressed excitement about H1, driven

by the holiday season with Christmas and Black Friday, while remaining cautiously optimistic for H2.

Source: Apparel resources

Trade is at The Heart of The India-UAE Relations

Later this week, New Delhi will host the most significant global forum in its history. The United Arab Emirates is proud to participate as a special guest of India. The G20 summit comes just two weeks after another significant global event, the BRICS grouping is expanding with the UAE becoming a full member in January 2024. Becoming a member of an extended BRICS grouping reflects the UAE's keenness to champion the value of multilateralism in supporting peace, and development for the benefit and the wellbeing of peoples and nations across the world. In 2017, the UAE-India relationship was formally elevated to a Comprehensive Strategic Partnership during the visit of UAE President Sheikh Mohamed bin Zayed Al Nahyan to New Delhi as chief guest at India's Republic Day ceremony. Today, the UAE-India relationship is even stronger and broader, as evidenced by mutual tourist visitation numbers, the still-growing cross-cultural and economic ties, and the significant numbers of Indian and UAE companies that operate in both countries. Indeed, according to FDI Markets, the comprehensive online database of cross-border investments, since 2003 there have been 217 UAE firms investing in India and 698 Indian companies investing in the UAE. Based on this foundation, the UAE's first ever comprehensive economic partnership agreement (CEPA) was signed with India in February last year and came into force in May 2022. The two nations are launching a new era of economic and trade collaboration. The Dirham-Rupee Trade Agreement showcases both nations' commitment to further enhancing ties and will encourage increased bilateral trade between the UAE and India, accelerating progress toward the target of USD 100 billion in non-oil trade by 2030. Including oil, India-UAE trade was already at USD 85 billion in 2022, making the UAE India's third-largest trading partner and India's second-largest export destination. Through the dirham-rupee trade agreement, the bilateral relationship will be taken to the next level, with tangible benefits including easier cross-border trade payments with lower transaction costs. Under this agreement, a UAE importer will be able to make payments in dirhams at market exchange rates and vice versa for Indian companies, without having to go through currency exchanges, making it easier to trade. Ultimately, this agreement opens a broad range of opportunities that provides more choice to businesses. Türkiye and Cambodia, with more under discussion. The CEPA helped UAE-India bilateral trade grow 16% and reach an all-time high in fiscal year 2022-23. The UAE has been named the fourth-largest investor in India in 2022-23, a significant rise from the seventh position a year ago, further reflecting the increased commitment to encouraging mutual growth. The Abu Dhabi Investment Authority has announced plans to establish its presence in Gujarat International Finance Tec-City (GIFT City), India's first financial services special economic zone, to further facilitate investment opportunities for the UAE in India.

Source: Hindustan times



Take The Lead with Proven Sustainability Enhancing Benefits of Future Focused Geotextile Fibres & Woven Fabrics At 12 ICG Rome

In September 2023, Beaulieu International Group took center stage at the 12th International Conference on Geosynthetics (ICG) in Rome, where they unveiled their latest geotextile innovations with a strong emphasis on sustainability. The group, represented by Beaulieu Fibres International (BFI) and Beaulieu Technical Textiles (BTT), showcased their dedication to achieving a zero environmental footprint as outlined in their roadmap, "ROUTE 2030, Destination: zero environmental footprint." Notably, BFI offered polypropylene (PP) fibers for nonwoven geotextiles that can reduce carbon footprints by over 25% compared to standard European PP fibers. The company showcased the environmental benefits of these geotextiles, highlighting instances where they significantly reduced construction site environmental impact. They also launched a new line of woven filtration geotextiles called Terralys MF, designed for high water flow rates and reduced clogging. Furthermore, starting in September 2023, all PP staple fibers and woven geotextiles from Beaulieu International Group will feature Environmental Product Declarations (EPD) based on Life Cycle Assessments (LCAs), aiding customers in making sustainable choices. Overall, Beaulieu International Group's long-term commitment to sustainability and support for the geotextile industry's environmental goals were evident throughout the conference.

Source: Textile value chain

Fast Fashion Companies Gear Up for EU's Waste Management Measures

The European Union is preparing fast fashion companies to address the significant issue of garment waste ending up in landfills. At a warehouse on the outskirts of Barcelona, women have been tasked with manually sorting large bales of used clothing to tackle this problem. Prominent fast fashion brands such as Moda Re, Inditex (owner of Zara), H&M, Adidas, and Puma have committed to investments in garment sorting and recycling. Inditex, in particular, plans to invest € 3.5 million in Moda Re to establish recycling containers in all Spanish stores. Aligning with new EU measures, Moda Re and Inditex are expanding their facilities in Spain, in sites like Barcelona, Bilbao, and Valencia to enhance garment sorting and recycling capacities. Meanwhile, H&M, Mango, and Inditex have formed a non-profit association in Spain to manage clothing waste, in compliance with an EU law effective from January 2025, requiring the separation of textiles from other waste. Puma had partnered with sorting companies like Texaid (Switzerland) and Vestisolidale (Italy). Adidas and Bestseller have also invested in Finnish start-up – Infinited Fiber Company, which manufactures fibre out of textile waste, cardboard and paper. European manufacturers and analysts attribute this towering challenge of garment waste to overproduction and overconsumption. According to a McKinsey report, an investment ranging from € 6 to € 7 billion will be required by 2030 to achieve the level of textile waste processing and recycling targeted by the EU. Fortunately, numerous European companies are joining forces to invest in recycling initiatives and advanced technologies, which is a positive step forward in addressing this challenge.

Source: Apparel resources

Textile Companies Launch Joint Forum to Boost Sustainable Best Practices

Sustainable textile manufacturer Ventile and textile livery company The Worshipful Company of Weavers launch a joint forum to review recent textile industry developments and promote sustainable production methods. A chosen number of Weavers' Company members will visit Ventile's headquarters in Zurich, Switzerland, to exchange best practises, learn about market trends, and advance sustainability. Ventile notes that both businesses are eager to promote the value of tradition, experience, and technological pedigree in the textiles industry, which is how the educational relationship came about. The event, which is a first for the organizations, will be held at Cilander in Herisau, where Ventile makes its technical cotton fabric, and it will be followed by a roundtable discussion and knowledge-sharing panel with company executives. Ventile brand director Daniel Odermatt says, "When the team from The Weavers' Company got in touch to arrange a visit, we were thrilled. The company represents a long line of historical weavers and has been pivotal in the development of the British textile industry." In order to best support and inspire young people in the industry, Peter Baxendell, an officer and upper bailiff of the Weavers' Company, adds that the organization's members continue to take a keen interest in all facets of the textile and weaving sectors.

Source: Apparel Resources

Bangladesh Seeks Indonesia's Support In Capacity Building In Maritime Resources Extraction

Foreign Minister Dr AK Abdul Momen has sought Indonesia's assistance in capacity building regarding the extraction of maritime resources that have remained mostly untapped in Bangladesh despite their enormous potential, reports UNB. Foreign Minister Momen held a meeting with Indonesian Minister of Maritime Affairs and Fisheries Sakti Wahyu Trenggono in Jakarta recently. At the meeting, Minister Trenggono expressed Indonesia's commitment to provide all out support and cooperation to Bangladesh in reaping maximum mutual benefit from blue economy including through joint cooperation in the field of marine science and marine biotechnology. Both ministers emphasized on sharing technology and technical know-how on marine culture, deep-sea fishing, long-line fishing and seaweed culture etc. During the meeting, Foreign Minister Momen highlighted Bangladesh's socioeconomic progress across the board including in food security. The ministers emphasized the importance of collaborative efforts to improve disaster response using modern technology. Momen also sought Indonesia's assistance in acquiring advanced technological features, including a realtime vessel tracking system via satellite. Rear Admiral (Retd.) Md. Khurshed Alam secretary of Maritime Affairs Unit at the Ministry of Foreign Affairs and Md. Emdadul Islam Chowdhury, director general (United Nations) of MoFA joined the Foreign Minister while Indonesian Ambassador to Bangladesh Heru H. Subolo accompanied Minister Trenggono among other senior officials on both sides.

Source: The financial Express



E- INVOICING UNDER GST

E- Invoicing

From August 1, 2023 , generating E- Invoice has been made mandatory for all B2B supply of Goods or Services or both, or for exports for taxpayers whose Aggregate Annual Turnover exceeds Rs. 5 Crores in any of the preceding financial year.

E- Invoices bear Unique Invoice Reference Number generated through Invoice Registration Portal .

Advantages of E- Invoicing

- Uniform & Standardized Invoice
- Lesser Compliance burden
- Auto populated GST Return
- Auto Reporting to GST Portal
- Reduction in Transcriptional errors
- Auto sharing with buyers for reconciliation
- Auto generation of E-Way Bill
- Seamless transmission of Invoice
- Lesser Paperwork .

(Reference Documents : Notification No. 10/ 2023 - Central Tax dated 10.05.2023 read with Principal Notification No. 13/ 2020 - Central Tax dated 21.03.2020)

FACTS ABOUT INDIAN ECONOMY

- India is the 5th largest economy in the world today , as per IMF, next to the US, China, Japan and Germany.
- India's GDP in 2022 was US\$ 3.39 trillion as per the World Economic Outlook (WEO).
- By 2027, the Indian GDP is expected to touch US\$ 5.15 trillion.

FACTS ABOUT MSMEs

- MSME's contribution to India's Exports
- MSMEs play a significant role in India's economy .
- MSMEs contribute about 33% to the Country's GDP (Gross Domestic Products) and 50 % of exports . It is estimated that MSMEs will contribute at least 60% towards India's export target of US\$ 2 trillion by 2030.
- Government has taken various initiatives to encourage and support MSMEs to participate in exports . The FTP 2023 has got a dedicated chapter on E- Commerce which is being widely used by the MSMEs. The FTP has also increased the value limit for exports through courier services from Rs. 5 lakhs to 10 lakhs. A dedicated portal for MSMEs has also been developed .
- It is felt that more and more MSMEs need to be a part of the Global Value Chains (GVCs) of large E- Commerce Players like Amazon and Wal-Mart- Flipkart.
- Under the Atmanibhar Bharat Abhiyan , the Government aims to increase the share of MSMEs in exports from 50% to 60% in five years . According to the 2023 Export Digest by Amazon , over 1,00,000 Indian exporters have utilized Amazon's E-Commerce platform.
- India has over 63 million MSMEs and the country aims to increase their share to 40 % of GDP and 60% of exports . This is achievable as according to a 2013 study by UNCTAD around 80% of global trade and GVC participation is through SMEs. By making best use of E- Commerce platforms , MSMEs can expand their customer base overseas , increase revenues and contribute significantly towards India's growth.

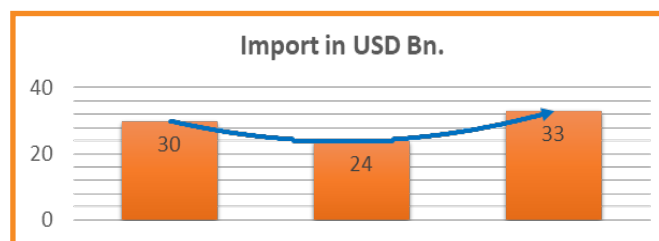
GROWING OPPORTUNITIES FOR EXPORTS OF MMF YARNS

For the Textile industry Yarn is an inevitable component. Be it conventional, or general textiles in common parlance or latest Technical Textiles, Yarn is the immediate stage in the upstream value chain. Yarn is considered as a secondary raw material used in the production of textile goods. Compared to fibre, the yarn structure has a more significant impact on the internal quality and appearance of the textile.

Global import of MMF and MMF Blended yarn during last 3 years

Global import potential for MMF and MMF Blended yarns is substantial. During 2022 about US\$ 33 billion of these yarns were imported by over 100 countries around the world.

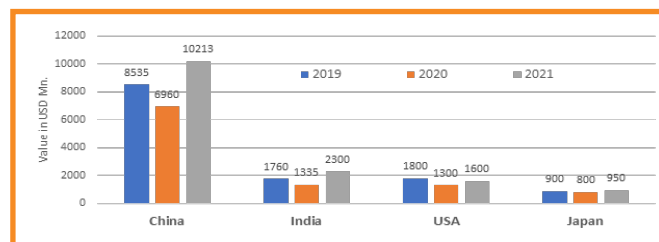
China was the leading exporting country accounting for 31% in global import whereas India's share in global import was about 7% in 2022. During 2021 there was significant 20% decline in global import of MMF and MMF Blended yarns. Exports from China contracted around 18%, from India, USA and Japan contraction in exports was 24%, 28% and 11% respectively.



SOURCE: ITC Trade Map and SRTEPC Compilation

Filament Yarn and Spun Yarn

The two main categories of yarns are filament and spun yarn. The appearance, structure, and performance of these two types of yarns are vastly different. Spun yarn is formed from short, discrete fibers and includes materials such as polyester, nylon, polypropylene, viscose blended with cotton and wool. In contrast, filament yarn is made from long, continuous filaments and contains materials such as polypropylene and nylon.



SOURCE: ITC Trade Map and SRTEPC Compilation

Fifteen Top MMF and MMF Blended yarn imported globally during 2022

Sr. No.	HS Code	Product Description	Imported in 2022 (USD Mn.)
1	540233	Textured filament yarn of polyester (excluding that put up for retail sale)	4397
2	540244	Synthetic filament elastomeric yarn, single, untwisted or with a twist of <= 50 turns per metre . . .	1520
3	540220	High-tenacity filament yarn of polyesters (excluding that put up for retail sale)	1735
4	540219	High-tenacity filament yarn of nylon or other polyamides (excluding sewing thread, yarn put . . .	1532
5	540247	Filament yarn of polyester, incl. monofilament of < 67 decitex, single, untwisted or with a . . .	1475
6	540211	High-tenacity filament yarn of aramids (excluding sewing thread and yarn put up for retail . . .	1321
7	540245	Filament yarn of nylon or other polyamides, incl. monofilament of < 67 decitex, single, untwisted . . .	1073
8	540246	Filament yarn of polyester, incl. monofilament of < 67 decitex, single, untwisted or with a . . .	1090
9	540231	Textured filament yarn of nylon or other polyamides, with a linear density of <= 50 tex per . . .	822
10	540232	Textured filament yarn of nylon or other polyamides, with a linear density of > 50 tex per . . .	823
11	550953	Yarn containing predominantly, but < 85% polyester staple fibres by weight, mixed principally . . .	986
12	551011	Single yarn, containing >= 85% artificial staple fibres by weight (excluding sewing thread . . .	843
13	550921	Single yarn containing >= 85% polyester staple fibres by weight (excluding sewing thread and . . .	713
14	550932	"Multiple ""folded"" or cabled yarn containing >= 85% acrylic or modacrylic staple fibres by . . .	582
15	550922	"Multiple ""folded"" or cabled yarn containing >= 85% polyester staple fibres by weight (excluding . . .	563

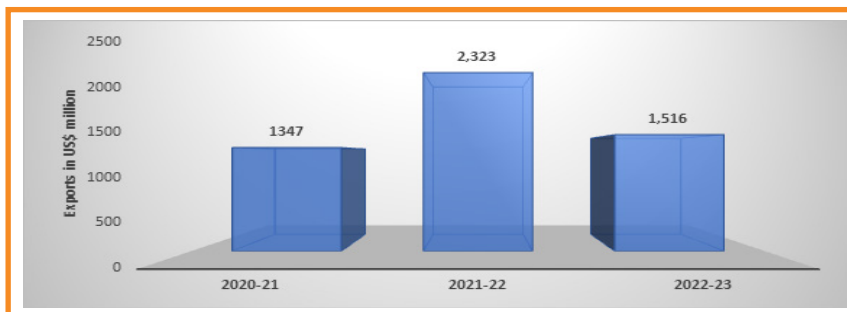
SOURCE: ITC Trade Map and SRTEPC Compilation

Most of the leading yarns in terms of value imported globally were Filament Yarns. Textured filament yarn of polyester (excluding that put up for retail sale) is the highest imported filament yarn globally with total import value of around US\$ 4.4 bn.

Indian Spinning Mills and other companies dealing with yarns should focus on the above mentioned 15 MMF and MMF Blended yarns tariff lines to cash on the emerging global export opportunity.

Export of MMF and MMF Blended yarns from India

During 2021-22 exports of MMF and MMF Blended yarns from India touched US\$ 2323 million which was the highest during last three years. However, in FY 2022-23 exports declined nearly 35% as compared to the previous year.



Major Varieties of MMF and MMF Blended Yarns exported from India during 2022-23

Product Description	Exports in 2022-23 (US\$ mn.)
Polyester Filament	761.44
Polyester Viscose	136.52
Polyester Cotton	129.37
Polyester Spun	125.52
Viscose Spun	70.44
Acrylic Spun	54.85
Synthetic Spun	49.93
Nylon Filament	38.41
Viscose Filament	36.97
Polyester Wool	13.67
Other Yarn	98.48
Total Yarn	1515.60

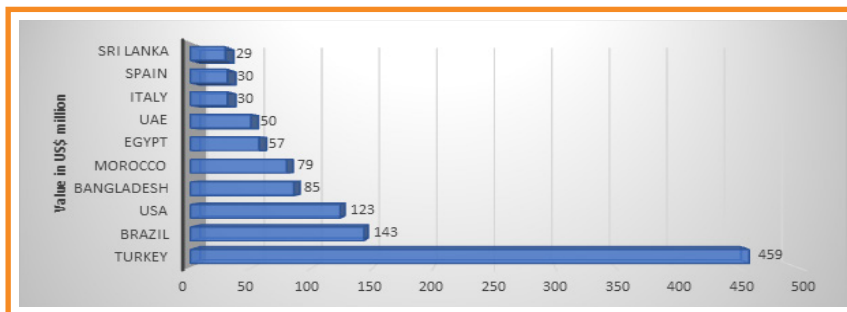
Source: DGCI&S and SRTEPC Analysis

Polyester Filament Yarn was the leading item with exports worth (US\$ 761.44 Mn) followed by Polyester Viscose Yarn (US\$ 136.52 Mn), Polyester Cotton Yarn (US\$ 129.37 Mn). However, the exports have shown a decline of 43.41%, 12.54 and 44.09% respectively.

Polyester Wool Yarn showed a growth rate of 40.64%, while Viscose Filament Yarn and Acrylic Spun Yarn have shown a growth of 10.46% and 1.05%

Major Markets for Indian MMF and MMF Blended Yarn

Turkey has been the leading market for exports of Indian MMF and MMF blended textiles followed by Brazil, USA, Bangladesh, Morocco, etc. Among these export markets, exports of MMF Yarn to UAE and USA have shown a growth of 9.14% and 1.35% during April-March 2022-2023.



The Top 10 export markets of MMF and MMF blended Yarns account for around 97% of the total Indian MMF and MMF blended Yarns exports during FY 2022-23.

Member-exporters may focus on these leading markets for establishing their foothold and further increase their exports to these destinations.

GROWING OPPORTUNITIES FOR EXPORTS OF GEOTECH

Introduction

You must have heard about the very well-known saying that **Roads and Railways are one of the development parameters for a Country's growth**. If the roads and railways well-constructed and maintained, then the flow of goods from cities to cities will enhance and country will head towards growth. Maintaining the roads and railways network is a big challenge in India. **Have you ever wondered that the maintenance costs for road are currently estimated at Rs 50,000 per km for conventional bitumen-based roads** (Source: Business Standard). **This maintenance cost can be saved at a large extent by the use of Geotextiles**. Yes, you got it right.

Textiles are now taking the space in the ground apart from your homes. The textiles which are used for the construction and support are termed as Geotextiles. **It falls under the Technical Textiles segment of Geotech**. Geotextiles are those fabrics used in geotechnical applications, such as road and railway embankments, earth dikes, and coastal protection structures, designed to perform one or more basic functions such as filtration, drainage, separation of soil layers, reinforcement, or stabilization. **The increased usage of Geotextiles will provide a durable and stabilized road**. Several developed countries like USA, EU, etc. have started taking benefits Geotextiles. The Indian Government is also focusing on the use of Geotextiles in the roads and railways and other areas. This is the right time for Textiles industry to understand about the export potential of Geotextiles. **This article will introduce you to the Geotech segment, geotextiles and its growth potential**.

Remarkable Growth of India's Exports in Geotech Segment

The world exports of **Geotech segment have grown at a CAGR of 6%** during 2017 to 2022 and have reached US\$ 117 bn. in the year 2022 from US\$ 88 bn. in the year 2017. However, the **India's exports of Geotech have grown at a whopping CAGR of 14%** during the FY 2017 to FY 2022 which is **8% higher than the world export growth**. India is creating its foothold in Geotech segment. The exports of Geotech from India, which includes HS codes notified by DGFT and identified by SRTEPC, have reached US\$ 0.5 bn. in the FY 2022 from US\$ 0.3 bn. in the FY 2017. **Geotextiles represents about 50% of the Geotech segment**.

Leading Markets and Suppliers of Geotech

USA is the largest market of Geotech products, representing 14% of the market share, followed by Germany (7.5%), Mexico (5.4%) and China (4.7%). USA has shown the highest growth in the imports of Geotech, by growing at a CAGR of 10% during 2017 to 2022. China is the largest supplier of Geotech products, accounting for 26% of the exports share, followed by Germany (12%), USA (9%) and Italy (4%). Th leading supplier's, China, exports have grown at a CAGR of 15% during 2017 to 2022.

Application and Significance of Geotech

Geotech are geosynthetics which are used in roads and pavements for erosion control, soil filtration, road sub-base separators, reinforcing soils in embankments, etc. It includes woven, non-woven and knitted products which are classified as geotextiles, geogrids, geomembranes, geo-composites, prefabricated vertical drains, geonets, geo-mats, geotextile clay liners, geo-tubes, etc., which are shown in Figure 1.

Figure 1: Major Types of Geotech



Figure 2 shows the pavement construction without the use of Geotextiles whereas Figure 3 shows the pavement construction with use of Geotextiles. The road without Geotextiles gets distorted however, **with the use of Geotextiles the roads are stabilized and durable.**

MMF Textiles are the Future of the Geotech Segment

Manmade textiles in the form of woven, nonwoven and knitted fabrics are extensively used for many geotechnical applications mainly due to their favorable price / performance ratio, ease of transport and set-up, space saving in storage and durability. **High Density Polyethylene, Polypropylene, Polyester, etc. are the major types of raw material used to manufacture Geotech products.** Natural fibre like Coir is also widely used for manufacturing of Geotextiles.

Way Forward

With the continuous increase in population worldwide, stress on construction of roads and railways has increased. So, it is necessary to increase the durability and stability of roads and railways network. However, it is not possible to meet the global demand with the conventional bitumen-based roads. Today, the world has realized the need of tomorrow and opting for various technologically advanced products which fulfill the needs, provides good quality, and global acceptability. With adequate supply of raw material, usage of Geotech products like Geotextiles and support from Government, Geotech segment of Indian Technical Textiles can achieve higher exports share in global market.

Figure 2: Without Geotextiles

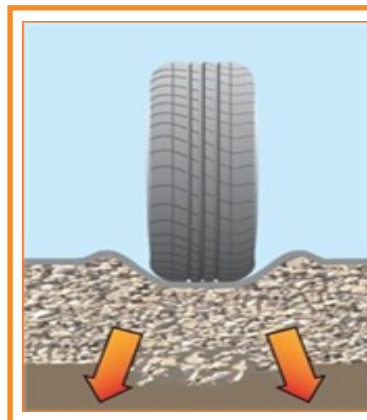
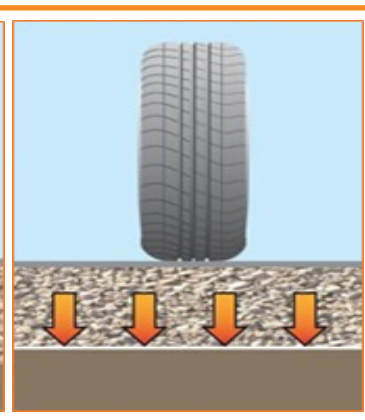


Figure 3: With Geotextiles





POLICY AMENDMENTS AND NOTIFICATIONS

Sr. No.	Heading No.	Date	Description	Download Link
1	Trade Notice No. 26/2023-24	04/09/2023	Pre-shipment and Post-shipment Export Credit and Packing Credit in Foreign Currency (PCFC) for E-Commerce Exports -reg	http://www.dgft.gov.in/
2	Trade Notice No. 27/2023-24	25/9/2023	Implementation of the Trade Notice No. 07/2023-24 dated 08.06.2023 in reference to the pre-import condition under Advance Authorisation Scheme -reg.	http://www.dgft.gov.in/
3	Circular No. 24 / 2023-24	31/08/2023	Safeguard Quantitative Restrictions (QR) imposed on import of Isopropyl Alcohol (IPA) – Clarification regarding applicability of QR on imports by SEZ units wrt Notification No. 64/2015-20 dated 31.03.2023 - regarding.	http://www.dgft.gov.in/

FORTHCOMING EVENTS

Promotion of Man-Made Fibre Textiles as well as Technical Textiles in the leading markets is one of the key activities of the Council in addition to its other functions. The Council identifies major and successful exhibitions in various countries and mobilize participation of its members in such Exhibition for their benefits.

The International markets are rapidly evolving and we need to adopt ourselves to these changing trends. The Council conducts extensive study of various export promotion markets and the fairs/exhibitions and plan its participation. The Council also approaches to Indian Government for financial assistance under MAI Scheme, so that its members can get subsidized participation fees. A list of the forthcoming events, which the Council proposes to participate during the financial year 2023-24 are as follows:

Sr. No.	Event Name	Country	Period
1	Taipei Innovative Textile Application Show	Taiwan	17 to 19 October, 2023
2	IRANTEX	Iran	15 to 18 October-2023
3	HEIMTEXTIL	Germany	9 to 12 January, 2023
4	COLOMBIAEX De Las Americas	Colombia	23 to 25 January, 2024
5	Texworld Paris	France	5 to 7 February 2024
6	Istanbul Yarn Fair	Turkey	22 to 24 February 2024
7	PREVIEW IN Daegu	South Korea	13 to 15 March 2024
8	ANDTEX	Thailand	March 2024

Members are requested to please go through the list and send “Expression of Interest” in the fairs of their choice. Members are also requested to send their suggestions, if any, of the events that the Council needs to participate, which will be properly analyzed and considered by the Council.

SRTEPC'S Services to Indian Exporters



- Introduces Exporters to appropriate Overseas Buyers
- Provides up-to-date information and identifies potential markets for them
- Organises Export Promotion Programmes like Trade Fairs/Exhibitions, Buyer-Seller Meets in various overseas markets.
- Organising Reverse Buyer Seller Meets every year by which the overseas buyers are brought to India to discuss business with members
- Provides Grant for Market Access Initiative subsidy towards airfare for participation in promotional programmes like Exhibition/Fairs abroad (Member of the Council for the last year one year is a must)
- Conducts Workshops, Seminars to keep exporters abreast of latest development in policy/procedural matters, international trends, marketing strategies, government schemes, etc.
- Assist the exporters on Import-Export Policy and Procedures
- Resolve their problems about shipping and transport
- Maintain liaison with the Government authorities to convey the requirements of the industry and trade and help to bring about appropriate policy changes.
- Facilitates free display of samples at Council's Trade Centre in Mumbai and Surat frequented by overseas buyers and Trade Delegations
- Resolves problems of members connected with DGFT, Customs/Central Excise, GST, ROSL, Duty Drawback, Banking, ECGC, etc.
- Provides information on the trends for product development and adaptation to suit the overseas market requirements
- Issues export turnover certificates and certificate of origin.
- Visa facilitation to visit specified markets to discuss business with their target customers.
- Publication of Newsletter and regular circulars/letters to keep them aware of the activities of the Council and trade information.
- Collection and dissemination of Industry / Trade statistics to help members make their export strategy for export.
- Dissemination of information on foreign markets/emerging trends and trade enquiries
- Make them aware about different Anti Dumping duties as applicable in respective markets. From time to time also inform them about Sunset Reviews and give them timely information on questionnaire to be filled in, etc.
- Forex updates on WhatsApp.

If Undelivered, return to:

The Synthetic & Rayon Textiles Export Promotion Council
Resham Bhavan, 78, Veer Nariman Road, Mumbai - 400 020.