

INFO SRTEPC

Vol.No.7 • Issue No. 4 • July, 2018 • ₹ 50/- • MUMBAI

The Synthetic & Rayon Textiles
Export Promotion Council

R.N.I. No. MAHENG / 2012 / 45923 / Published on 20th July '18 (Pages 40)

SRTEPC INAUGURATES REGIONAL OFFICE IN AHMEDABAD

The Synthetic & Rayon Textiles Export Promotion Council (SRTEPC) inaugurated its Regional Office in Ahmedabad in the premises of Gujarat Chamber of Commerce & Industry (GCCI) on 11th July



Shri Sri Narain Aggarwal, Chairman, SRTEPC along with Dr. Jaimin Vasa, President, GCCI inaugurating Council's office in Ahmedabad.

2018. The opening function was preceded by a Road Show to promote 'Source India 2018' among the leading textile businesses in Ahmedabad.

Shri Murali Balkrishna, SRTEPC welcomed the audience on behalf of SRTEPC and Gujarat Chamber of commerce & Industry. He thanked GCCI for their support and co-operation and especially for providing space in their premises for Council's Regional Office in Ahmedabad. He also mentioned that SRTEPC has started office in Ahmedabad from 1st June 2018 for the promotion of MMF Textile exports in

Ahmedabad and north Gujarat area and to increase its footprints among the MMF manufacturers and exporters in this region..

Shri Sri Narain Aggarwal, Chairman, SRTEPC; Dr. Jaimin Vasa, President, GCCI; Shri Anil Rajvanshi, immediate past Chairman, SRTEPC; Shri Hetal Mehta, President SGCCI; Shri Sanjeev Saran, former Chairman, SRTEPC; Smt. Mena Kaviya, Chairperson, Textile Committee, GCCI; Shri Dhiraj Shah, Regional Chairman, SRTEPC and Shri Ambar Patel, Secretary, GCCI were present at the Function.

In his inaugural address, Dr. Jaimin Vasa, President, GCCI welcomed the dignitaries, the audience and representatives from media on behalf of GCCI on this momentous occasion of inauguration of SRTEPC's office at GCCI premises. He mentioned that Textile industry is one of the oldest industries in India and the biggest employer after agriculture sector. He stated that India is strong in both natural fibers-cotton and jute as well as man-made fibers – polyester and nylon. He further mentioned that India is 4th largest

Continued on page 22



Members of the Committee of Administration along with Dr. Jaimin Vasa, President, GCCI and Smt. Meena Kaviya, Chairperson, Textile Committee, GCCI at the Road Show and Inauguration of Council's office in Ahmedabad



ONE-STOP SHOP FOR TRADE FAIR FOREX SERVICES.



- Remittance for Trade Fair participation in over 120 currencies
- Travel Reimbursement of foreign delegates/guests visiting India
- Encashment of Foreign Currency
- INR cash against International Cards
- Release of Foreign Currency against Business Travel
- Providers of destination currency
- Travel cashless and hassle-free with Thomas Cook Prepaid Travel Cards

For details contact: Thomas Cook (India) Ltd.
+91 98332 34742 / 98205 93319



• Foreign Exchange •



Contents

PRINTER, PUBLISHER & EDITOR : S. BALARAJU

EDITORIAL TEAM : SRIJIB ROY
KRIPABAR BARUAH
MURALI BALKRISHNA
NAMITA NADKARNI

EDITORIAL : The Synthetic & Rayon Textiles
SUBSCRIPTION & ADVERTISEMENT OFFICE : Export Promotion Council
Resham Bhavan, 78 Veer Nariman Road,
Mumbai - 400 020.
Phone : 22048797, 22048690, 22040168
Fax : 22048358
E-mail : srtepc@srtepc.in
Website : www.srtepc.org

REGIONAL OFFICES : SURAT
The Synthetic & Rayon Textiles
Export Promotion Council,
Block No. 4DE, 4th Flr., Resham Bhavan,
Lal Dharwaja, Surat - 395 003
Phone : 0261-242 3184
Fax : 0261-242 1756
E-mail : surat@srtepc.in

NEW DELHI
The Synthetic & Rayon Textiles
Export Promotion Council,
Surya Kiran Building, Flat No. 602,
6th Floor, 19, Kasturba Gandhi Marg,
New Delhi - 110 001
Phone : 011-2373 3090/92
Fax : 011-2373 3091
E-mail : delhi@srtepc.in

COIMBATORE
The Synthetic & Rayon Textiles Export Promotion Council,
41, Race Course,
Coimbatore – 641018, Tamil Nadu
Phone : 0422 4215333
Email id: coimbatore@srtepc.in
Contact Person :
Mr. N. Esakkimuthu (Mobile 09790167113)

Printed, published and edited by S. BALARAJU on behalf of
THE SYNTHETIC & RAYON TEXTILES EXPORT PROMOTION COUNCIL,
Printed at Kukreja Arts, Regd. office : A-202 Andheri Manish Garden,
Plot 2/3/4, J.P. Road, 4 Bungalows, Andheri (W), Mumbai - 400 053 &
Published from The Synthetic & Rayon Textiles Export Promotion Council,
Resham Bhavan, 78 Veer Nariman Road, Churchgate, Mumbai - 400 020.

Editor: S. BALARAJU

- 1 SRTEPC inaugurates Regional Office in Ahmedabad
- 4 MESSAGE FROM THE CHAIRMAN
- 6 Market Reports
- 8 In the News
- 11 Index of Industrial Production (IIP) April-May 2018-19
- 12 Staubli offers innovative weaving technology
- 13 Hong Kong : A Huge Potential Market for Indian textiles
- 17 Road Shows held abroad to promote “Source India 2018”
- 19 Glimpses from Past
- 20 Stalwarts Speak
- 21 Success stories
- 24 Road shows in India to promote and publicise “Source India 2018”
- 26 Peru : A Huge potential market for Indian textiles
- 29 Trade Notifications
- 32 Export Review



Dear Member,

It has been one year of GST; although it still needs some clarity, the difficult phase has passed off and things seem to be moving in the right direction. The initial state of uncertainty has been come to terms with and the country is now adjusting to this new taxation system very well. This will definitely take some time but it can be safely said that things have smoothen out. There is no doubt that the exporting community was confused in the beginning with the GST and the Council has been from time to time holding Workshops/Seminars/Interactive Meetings inviting experts on GST to explain and educate on the intricacies of GST. I would like to once again reassure you that the Council is always there to assist and help you out in such situations.

The main hurdle exporters went through was the refund of GST and the Council had met the authorities and submitted representations to the Commissioner, Central Board of Indirect Taxes and Customs, New Delhi regarding difficulty faced by member-exporters while uploading their Statement- 3A for the purpose of filing refund applications, pending IGST refund claims, etc. I am pleased to inform that most of our member- exporters have now received their long pending IGST refund claims. Also, the member-exporters are now able to upload their Statement- 3A for the purpose of filing refund application.

Friends, as you are aware that the GST Council in its 28th meeting held on 21st July in New Delhi has now allowed **refund of accumulated ITC to fabrics on account of inverted duty structure**. I would like to thank the Hon'ble Prime Minister, Shri Narendra Modiji, Hon'ble Finance Minister and Smt. Smriti Zubin Irani, Honble Union Minister of Textiles for taking the decision of allowing refund of accumulated ITC on fabrics. This has indeed been a great relief to the textile industry in general and fabrics manufacturers in particular. In the MMF textile segment most of the exporters rely on job work for getting their textile products manufactured. Hence due to the accumulated ITC, which remained unrebated, the increasing financial burden and liquidity crunch on the exporters as well as domestic manufacturers was substantial. Therefore this step of allowing refund of accumulated ITC on fabrics will benefit more than 5 lakh weavers and knitters in the country and will be a big boost to the MMF segment in particular. I had met the Hon'ble Finance Minister, Hon'ble Minister of Textiles, Secretary (Textiles), Officers of the Department of Revenue, GST Commissioner, etc. in this regard besides other issues with supporting data justifying that it will be of immense help to the weavers and knitters. I once again thank the Government on behalf of the Man-made Fibre Textile segment of the country for taking this move as it will also improve competitiveness of the Indian textile exports globally.



I am glad to inform you that the Council after opening an office in Coimbatore has opened its second office in Ahmedabad on 11th July 2018. The office in Ahmedabad is in the premises of GCCI and we are hopeful that the manufacturers-exporters of Ahmedabad region will take advantage of the services being offered by the Council. I would like to take this opportunity to thank Dr. Jaimin Vasa, President of GCCI and the office bearers for their support and assistance, GCCI is an esteemed organization in Ahmedabad and it is indeed our privilege to be associated with them. I am sure that this association will bring fruitful results to both GCCI and the Council.

The work on “Source India 2018” is shaping up and to further promote and publicize the event the Council is holding Road Shows in the country as well as abroad. The Road Shows which were held in Bhiwandi, Surat and Ahmedabad received excellent response from the exporting community and we are confident that it will help us in garnering Indian participants for the Show. Similarly, Road Shows are being organized in overseas countries; this time the Council is emphasizing on the Latin American and African region besides ASEAN countries. Road Shows were held in Mexico, Peru, Colombia, Brazil, Egypt, Morocco, Vietnam, Thailand, Myanmar, Turkey and Moldova which have immense potential for MMF textiles, which have helped us to create awareness about the Event abroad and mobilize genuine buyers from these countries to visit the Show. The Council is making all out efforts to ensure that “Source India 2018” will be a success like its earlier one. I once again urge the members to take part in large numbers and take advantage of this unique opportunity of meeting more than 200 overseas buyers from different countries and discussing business under a single roof.

I may proudly say that our Council is proactive in its various activities in the country and abroad through its various Exhibitions/Fairs/Shows and expanding its pan-India activities by setting up Regional Offices in various corners of the country to help exporters of MMF textiles to gain foothold in the global market. It is my request to all those members who may have missed the reminders for renewal and not yet done so to renew their membership immediately to avail our services uninterruptedly.

Yours sincerely,

**SRI NARAIN AGGARWAL
CHAIRMAN**

The Synthetic & Rayon Textiles Export Promotion Council

Vietnam

Textile and clothing exports up in the first five months of 2018

Vietnam witnessed a growth in textile and garment exports to most of the major markets in the first five months of 2018. Exports of textiles and garments to the markets of the member countries of the Comprehensive and Progressive Agreement for Trans-Pacific Partnership (CPTPP) accounted for 17.1 per cent of the country's total garment export turnover, reaching US\$1.87 billion.

Of this, the exports to Japan saw the highest increase at 22.6 per cent, reaching US\$1.39 million. The exports to Singapore rose by 22 per cent to US\$39.16 million, to Canada by 17.4 per cent, reaching US\$230.29 million and to Australia by 16 per cent, touching US\$79.41 million.

CPTPP will come into effect in early 2019 and is expected to open a great opportunity for the Vietnamese textile and garment industry, pushing its export value up by 3 to 6 per cent per year.

The January-May period saw the national textile and garment export growth reach 16.2 per cent year-on-year to US\$10.91 billion, accounting for 11.2 per cent of the total export value of Vietnam.

It said the value to almost all the major markets increased against the same period last year. The United States was the largest export market for Vietnam' textile and garment products, with a growth of 12.4 per cent in value, reaching US\$5.15 billion.

It was followed by the European Union with a growth of 12.1 per cent to US\$1.43 billion; Japan, up by 22.6 per cent to reach US\$1.39 billion; and South Korea, up by 22 per cent to touch the US\$1.09 billion mark.

Meanwhile, the exports to Turkey jumped sharply by 96.8 per cent, reaching US\$19.23 million; Poland, 69.3 per cent, reaching US\$23.43 million; Myanmar, 65.9 per cent, reaching US\$9.19 million; Egypt, 65.2 per cent, touching US\$2.33 million; Hungary, 60.4 per cent, reaching US\$1.84 million.

The garment and textile exports of foreign-invested enterprises accounted for 60.6 per cent of the total garment export value, reaching US\$6.62 billion, up by 16.8 per cent over the same period last year.

Source : vietnamnews.vn

Turkey

17% anti circumvention duty on import of Nepali yarn annulled

Turkey has agreed to annul the 17 per cent anti-circumvention duty

on import of Nepali yarn, which it had initiated last year alleging Nepali traders were exporting foreign yarn under domestic brand names. However, the official letter from the Turkish side over the issue is yet to be received. Turkey earlier provided duty-free access to Nepalese yarn.

Alleging that Nepal was exporting Chinese yarn, Turkey had suspended the generalised system of preferences (GSP) benefit on export of yarn from Nepal in January this year. It had cited a considerable growth in export from Nepal — around 190 per cent between 2011 and 2017 — without a reliable domestic production base as the reason for suspending the facility.

Following complaints by Nepalese exporters, a Nepal Government team had visited Turkey last March to clarify the country's position on the issue.

The development followed the visit by a team of Turkish Government officials to factory sites in Nepal this month.

Nepal exports polyester and viscose blend yarn worth around 4 billion Nepali rupees to Turkey every year.

Source : Fibre2fashion

Egypt

Garment export up 12% during January-May 2018

Egypt's garment exports rose by 12 per cent during January-May to reach US\$645 million against US\$575 million during the same period last year. Exports to the United States also rose by 12 per cent in the same period, recording \$310 million, against US\$276 million in the corresponding period in 2017.

The country's garments exports to Europe during the period was US\$219 million against US\$189 million in 2017 — an increase of 16 per cent. For African countries, it was US\$1.253 million against US\$855,000 during the same period last year.

Garment exports to Arab countries in that period dropped by 16 per cent to US\$30 million, compared to US\$35 million last year.

The top countries interested in Egyptian garment exports are the United States, Turkey, Spain, Britain, North Ireland, Germany, Italy, France, Saudi Arabia, Belgium and the Netherlands.

Source : Fibre2fashion

Sri Lanka

Textile and clothing exports records 2.5% increase during January-April 2018

Exports of textiles and garments increased by 2.5 per cent year-on-year to US\$1.667 billion in the first four months of 2018. Imports

of textiles and textile articles were up 2.6 per cent to US\$882.7 million, while clothing and accessories imports fell 19 per cent to US\$116.1 million during the four-month period.

In April 2018, Sri Lanka's textile and garment exports declined for the first time since June 2017. Sri Lanka earned US\$338.6 million from textiles and clothing exports, registering a drop of 3.4 per cent over exports of US\$350.5 million during the same month of 2017. It is believed that, export of garments to the US and non-traditional markets declined in April 2018 in comparison to April 2017, while exports to the EU market showed a marginal growth.

Meanwhile, Sri Lanka's expenditure on textiles and textile articles reduced marginally driven by lower fabric imports in April 2018. Textiles and textile articles imports declined 1.2 per cent to US\$191.6 million during the month, whereas clothing and accessories imports fell 66 per cent to US\$19.3 million.

In 2017, Sri Lanka earned \$5.031 billion in textiles and apparel exports, registering a growth of 3 per cent year-on-year. Of this, clothing exports alone accounted for US\$4.739 billion. On the other hand, imports increased by 0.7 per cent to US\$2.724 billion

Source : Fibre2fashion

Bangladesh

Apparel exports crosses the target for 2017-18

Readymade garment exports from Bangladesh surpassed the US\$30.160 billion target for fiscal 2017-18 ending June 30, 2018, by 1.51 per cent to achieve US\$30.614 billion. The percentage increase in garment exports during July-June 2017-18 was higher than 5.81 per cent growth in overall exports from Bangladesh during the same period.

Category-wise, knitwear exports rose 10.40 per cent to US\$15.188 billion in the fiscal 2017-18, as against exports of US\$13.757 billion during the previous fiscal, as per the data. Germany was the largest importer accounting for US\$3.216 billion of all knitwear exported from Bangladesh, followed by the United Kingdom and the US with imports of goods valued at US\$1.897 billion and US\$1.374 billion, respectively.

Likewise, exports of woven apparel increased 7.18 per cent to US\$15.426 billion during the period under review, compared to exports of US\$14.392 billion during July-June 2016-17. The US was the largest importer with US\$3.977 billion worth of woven clothing supplied by Bangladesh. Germany and the United Kingdom procured woven apparel valued at US\$2.362 billion and

US\$1.826 billion, respectively.

Woven and knitted apparel and clothing accessories' exports together accounted for 83.49 per cent of US\$36.668 billion worth of total exports made by Bangladesh during the financial year.

Source : Fibre2fashion

USA

Textile and clothing imports up 4.76% in the first five months of 2018

The import of textiles and apparel by the United States increased by 4.76 per cent to US\$42.438 billion in the first five months of 2018, compared to imports valued at US\$40.510 billion in January-May 2017. With 36.27 per cent share, China was the largest supplier of textiles and clothing to the US during the five-month period, followed by Vietnam with 11.63 per cent share.

Apparel constituted the bulk of the textiles and garments imports made by the US in January-May 2018, and were valued at US\$31.445 billion, while non-apparel imports accounted for the remaining US\$10.992 billion.

Segment-wise, among the top ten apparel suppliers to the US, exports from Cambodia showed double-digit growth of 15.26 per cent year-on-year. On the other hand, imports from Sri Lanka and Mexico registered a decline of 8.97 per cent and 3.02 per cent respectively, compared to the same period of the previous year.

In the non-apparel category, among the top ten suppliers, imports from Vietnam, Turkey, Italy, China and Mexico shot up by 39.76 per cent, 24.66 per cent, 20.25 per cent, 14.71 per cent, and 13.28 per cent year-on-year to US\$302.370 million, US\$460.271 million, US\$250.605 million, US\$4.772 billion, and US\$522.684 million respectively. However, imports from India fell by 0.26 per cent.

Of the total US textile and apparel imports of US\$42.438 billion during the period under review, cotton products were worth US\$18.865 billion, while man-made fibre products accounted for US\$21.397 billion, followed by US\$1.202 billion of wool products and US\$973.196 million of products from silk and vegetable fibres.

In 2017, the US textile and apparel imports had increased by 1.25 per cent year-on-year to US\$105.968 billion, with apparel alone accounting for US\$80.269 billion.

Source : Fibre2fashion

Import duty doubled on textiles

The government has doubled import duty on over 50 textile products -- like jackets, suits and carpets - to 20 per cent, a move that is aimed at promoting domestic manufacturing.

The Central Board of indirect Taxes and Custom (CBIC) notified list of textile products on which duties have been hiked to 20 per cent.

With the increase of import duty the imported products which have now become expensive include woven fabrics, dresses, trousers, suits and baby garments.

Experts said as per WTO norms, India will not be able to give any further incentive to the textile sector and the government has increased the import duties with a view to encourage domestic manufacturing.

Imports of textile yarn, fabric, made-up articles grew by 8.58 per cent to USD 168.64 million in June.

However, exports of Cotton Yarn/Fabrics/made-ups, Handloom Products etc. grew by 24 per cent to USD 986.2 million. Man-made Yarn/Fabrics/made-ups exports grew 8.45 pc to USD 403.4 million. Exports of all textile ready made garments dipped by 12.3 per cent to USD 13.5 billion.

Source : The Economic Times

Third edition of GST fortnight for clearance of pending GST refunds of exporters

The CBIC organises the third tranche of its special fortnight drive from July 16 to 30 to fast track clearance of pending GST refunds of exporters. In the previous two fortnights, the Central Board of Indirect Taxes and Customs (CBIC) had cleared Rs 5,401 crore and Rs 7,635 crore refunds stuck with regard to Integrated GST (IGST) paid and input tax credit (ITC) claims. In case of IGST refunds for goods exported out of India, the percentage of amount of refund claims disposed by CBIC is already more than 90 per cent.

In order to liquidate pendency further, and to handhold/ guide the trade for applying for the refund claims in a proper manner, it has been decided to observe another refund fortnight from July 16 to 30, 2018. Dedicated refund cells and helpdesks will be provided for exporters to get their refund claims processed, in each Commissionerate.

The Ministry asked the exporters and export organisations to take benefit of this opportunity to get their pending refund claims processed. Last month, the government had said that it had till then cleared pending GST refunds to the tune of Rs 38,062 crore.

Source : Financial Express

Exporters affected by blocked refunds of IGST

Exporters, especially the micro, small and medium players, have been the worst hit after the Goods and Services Tax (GST) regime was rolled out last year, due to blocked refunds of the Integrated GST (IGST) and the input tax credit (ITC). However, things seem to be finally improving, thanks to two recent clearance drives by the Government.

However, software glitches are still slowing things down, especially for ITC refunds, exporters say. Filing errors and entry mismatches in GST returns and refund claims is also a problem.

During the second refund drive, which took place between May 31 and June 16, the Central Board of Indirect Taxes and Customs (CBIC) claimed to have refunded ₹ 6,087 crore. A total of 1.68 lakh shipping bills were processed during the period, and IGST refund claims of about 9,293 exporters were sanctioned, including those of about 3,500 whose dues had been held up. The total GST refund disposed till June 16 stands at ₹ 41,548 crore.

The CBIC's assurance that the momentum gained during this fortnight would carry on has also pleased exporters.

The differences in the amounts entered in the IGST returns filed by exporters and the refunds claimed have also resulted in the blocking of refunds. Exporters say the discrepancies crept in as they were not very sure about the refund process in the initial period when returns were filed and the new rules were being getting notified continuously.

According to the CBIC, efforts are being made to resolve those issues that are still pending, but exporters need to ensure that the correct procedure of filing returns, giving accurate information in shipping bills and submitting the RFD01A application forms to the jurisdictional formations are followed for quick disbursal of their refund claims.

Source : The Business Line

Exporter's woes over delayed refund on accumulated input tax credit on account of CGST & SGST to be solved

The grievances, particularly of exporters, over delayed refund of accumulated input tax credit on account of CGST and SGST, may end soon. Auto-verification of documents through the GSTN (GST Network) is likely to start by end of this month.

According to Shri Alok Chaturvedi, Director-General of Foreign Trade (DGFT), the initial deadline for automation of the GSTN was June. But, it was delayed by a month due to various reasons. He did not specify the reasons.

He said that the absence of auto verification led to a situation where documents had to be physically verified especially with regard to

exporters claiming accumulated input tax credit against payment of CGST and SGST. Questioning and re-questioning delayed the refund process. Frequent format changes were also a problem. A variety of filing errors (by businessmen) also led to discrepancies causing an inevitable slowdown.

On the other hand, the IGST refunds by Customs were smoother.

The DGFT further stated that apart from filing errors, a variety of questions were raised by the authorities in the case of physical verification. Some of the officials were not aware of the documents that were required. All this has now been sorted out

Shri Chaturvedi did not have details of total refunds due to exports. However, he said refunds worth ₹ 40,000 crore were settled during the special refund fortnight in June. According to him most of the petty claims have already been settled. For the May-June period, GST refund dues — CGST and SGST — are likely to be about ₹ 2,000 crore.

Source : Business Line

India ranked sixth largest economy in 2017

India emerged as the world's sixth largest economy in 2017 surpassing France and likely to go past the United Kingdom, which is at the fifth position, according to an analysis of data compiled by the World Bank.

In 2017, India became the sixth largest economy with a Gross Domestic Product (GDP) of US\$2.59 trillion, relegating France to the seventh position. As per the data, the GDP of France stood at US\$2.58 trillion. The United Kingdom, which is facing Brexit blues, had a GDP of US\$2.62 trillion, which is about US\$25 billion more than that of India, the data showed.

The US is the world's largest economy with a size of US\$ 19.39 trillion, followed by China (US\$ 12.23 trillion) at the second place. Japan (US\$ 4.87 trillion) and Germany (US\$3.67 trillion) are at the third and fourth places, respectively. Based on GDP size, the other three countries in the top ten are Brazil (8th), Italy (9th) and Canada (10th).

Indian government has taken various reform measures to improve the ease of doing business in recent years. These include implementation of the Goods and Services Tax and the IBC (Insolvency and Bankruptcy Code).

India's economy grew at a seven-quarter high of 7.7 per cent in the three months ended March 2018, helped by higher government spending and investment.

As per the IMF' World Economic Outlook released in April this year,

the size of the Indian economy was pegged at USD 2.61 trillion, ahead of France with a GDP of USD 2.58 trillion.

The International Monetary Fund (IMF) pegged the size of the UK's economy at USD 2.62 trillion, slightly bigger than India.

Source : Business Line

Anti-dumping duty on Chinese polyester yarn

India has imposed anti-dumping duty of up to USD 528 per tonne for 5 years on a Chinese polyester yarn used in automobile and other industries. The move will provide a level playing field to domestic players and guard them against below-cost imports.

Commerce Ministry's investigation arm Directorate General of Anti-dumping and Allied Duties (DGAD) had recommended the duty after a probe into alleged dumping of 'High Tenacity Polyester Yarn' from China.

The probe followed complaints by the domestic players, who alleged that below-cost import of the yarn from China is hurting the industry in India.

The finance ministry has imposed the duty on the product after considering the recommendations of DGAD.

The duty imposed is in the range of USD 174-528 per tonne. High Tenacity Polyester Yarn, also called industrial yarn, is used for manufacture of tyre cord fabric, seat belt webbing, ropes, coated fabric, conveyor belt fabric and automotive hose.

Countries carry out anti-dumping probe to determine whether their domestic industries have been hurt because of a surge in below-cost imports. As a counter measure, they impose duties under the multilateral regime of WTO.

The duty is also aimed at ensuring fair trading practices and creating a level-playing field for domestic producers with regard to foreign producers and exporters. India has already imposed anti-dumping duty on several products to check cheap imports from countries including China, with which India has a major concern of widening trade deficit.

Source : Indian Express

Exports in June rise 17.6%

Exports growth slowed sequentially but still touched a decent 17.6% in June, as a rise in oil prices helped boost outbound shipment value. Even engineering goods, chemicals and pharmaceutical products registered decent expansion.

The fact that even after discounting petroleum and gems and jewellery segments, exports rose a decent 15.1% should comfort policymakers. For the first three months of the current fiscal, non-petroleum and non-gems and jewellery exports grew 13.6% from a year earlier, although overall goods exports rose 14.2% during this period.

A weak rupee after the US Federal Reserve hiked the interest rate by 25 basis points last month might brighten export prospects. The rupee has been hovering around the 68-69-mark against the greenback. But analysts say the key to any improvement in export competitiveness will be how much the currencies of its peers depreciate against the dollar in such a scenario. More importantly, with the US and China having targeted each other's goods in a fresh escalation of a global trade war, India's exports, like that of many others, could come under pressure. The World Trade Organisation (WTO) has forecast trade growth at 4.4% for 2018, down from 4.7% in 2017.

The data showed merchandise exports rose to \$27.70 billion and

imports advanced to \$44.30 billion in June. Garments exports continued to drop, although the textile segments witnessed a double-digit expansion. The major drivers of exports (barring petroleum) were engineering goods (14.2%), chemicals (30.3%) and drugs and pharmaceuticals (14.7%). Petroleum exports grew a massive 52.5%, thanks to the price rise. Petroleum imports, too, rose 56.6% in June, driven by an over 60% jump in Brent crude oil prices in the last month from a year earlier. Having grown steadily in recent months after a crackdown against illegal abattoirs in Uttar Pradesh, meat, dairy and poultry product exports again dropped 15.4% in June.

The commerce ministry data showed services exports, too, contracted 7.9% in May to \$16.17 billion in May from a rise of 4.3% in the previous month. Services imports dropped 6.5% to \$10.21 billion in May from a year earlier, against a 6.2% rise in the previous month.

Source : Financial Express

Citi Network Logistic P. Ltd.

Citi Network Logistic Pvt. Ltd is a leading International Courier Company based out of Mumbai. Established in the year 2000, Citi Network has provided reliable, cost effective and efficient service to many companies over the years.

The Highlights of our services are:

- International Courier Service, through reputed courier companies. Air Freight (Door to Door, Airport to Airport). Sea Freight (LCL and FCL)
- Customer Care Executives to address your queries, issues and help you in any way possible
- Door Pick up by well trained pick up boys from any location in Mumbai, Thane and Navi Mumbai.
- Annual contracts at special rates for regular shipments and parcels
- Special Rates for Bulk Cargo

Contact us to discuss your requirements

G/13, Nahar & Seth Industrial Estate,
Cardinal Gracias Road,
Chakala, Andheri, Mumbai-99.
Tel: - 28354031/32/33
Thane: - 25334736/6992.
Email: prasad@citinetwork.in

Index of Industrial Production (IIP)

(April-May 2018-19)

HIGHLIGHTS

- The Index of Industrial Production (IIP) in the month of May 2018 was higher by 3.2% over the index of May 2017.
- The cumulative overall growth of IIP during April-May 2018-19 registered a growth of 4.0% as compared to the same period of the previous year.
- **The Index of Industrial Production for the month of May 2018 for the Textiles Sector declined by 0.5 % as compared to May 2017.** There has been a cumulative fall of 0.7% in Textiles Sector during April-May 2018-19 over the corresponding period of 2017-18.
- The Index of Industrial Production for wearing apparel for May 2018 dropped by 12.8% and a fall of 13.1% during the period April-May 2018-19 over the corresponding period of the previous year.
- The Index of overall Industrial Production for the manufacturing sector has increased by 2.8% during the month of May 2018 while there was a cumulative growth of 4.0% during the period of April-May 2018-19 over the corresponding period of the previous year.

The Statement below gives the Quick Estimates of growth rate of the Index of Industrial Production (IIP) at 2 digit level of the National Industrial Classification (NIC-2008) for the period of April-May 2018-19, along with the cumulative growth rates over corresponding period of the previous year:

Industry code	Description	Percentage growth				
		April 2018	May 2017	May 2018	Apr-May 2017-18	Apr-May 2018-19
13	Textiles	- 1.6	-3.6	-0.5	-1.1	-0.7
14	Wearing apparel	- 13.4	-7.5	-12.8	-3.5	-13.1
10-32	Manufacturing	5.2	1.2	2.8	1.8	4.0
	General	4.9	1.7	3.2	2.3	4.0

Source : Ministry of Statistics & Programme (MOSPI) www.mospi.nic.in





UNISON
UNPARALLELED INSURANCE SOLUTIONS

“We don’t sell insurance, we sell what insurance can do.”





Insurance Solutions

- Marine Cargo and Hull
- Property
- Construction & Engineering
- Employee Benefits
- Domestic & exports trade credit
- Liability
- Professional Indemnity
- Directors and Officers

Other Locations

Pune
Bangalore
Chennai
Delhi

Surat
Ahmedabad
Hyderabad
Vadodara
Noida

UNISON Insurance Broking Services Pvt. Ltd.

Corporate Office

B-1401/02 Lotus Corporate Park, Near Jogeshwari Flyover, off WEH, Goregaon (East) Mumbai- 400063
 Landline no : +91 22 61044700
 Fax : +91 22 61044790
<http://unisoninsurance.net/>



STÄUBLI OFFERS INNOVATIVE WEAVING TECHNOLOGY FOR ADVANCED TECHNICAL FABRICS

Stäubli has been one of the world's leading manufacturers of high-speed textile machinery for more than 125 years. After decades of experience as a supplier of shedding solutions for weaving machines, weaving preparation systems, and complete carpet weaving systems in the traditional textile industry, Stäubli continued its efforts in research and development to extend its product range. For several years Stäubli has offered textile machinery dedicated to the production of technical textiles, such as:

- **Magma T12 warp tying machine for an optimized workflow in the mill**

The MAGMA T12 ties monofilaments, coarse multi-filaments, PP ribbons, bast fibers, coarse staple fibers, and many other fiber types. It has been developed for universal application ranging from coarse technical yarns to the medium yarn-count range. Its rigid design includes an optical double-end detection system

- **TF weaving system for sophisticated reinforcing fabrics**

R&D project managers in the automotive, medical, aeronautic or any other industry sector, searching for light weight component solutions will be amazed. The Stäubli TF system offers virtually unlimited weaving possibilities, whether for flat, spacer, or complex multi-layer fabrics and 3D fabrics. Specific requirements in terms of stiffness, impregnation capacity, drapability, or fail-safe-behavior, etc, can be fulfilled. Featuring the latest shedding machines in combination with the double-rapier weft insertion system and a special slaying motion the TF weaving system allows high-volume production of up to very thick and/or dense fabrics and efficient processing of a wide variety of technical and highly sensitive yarns, such as glass fiber, carbon, Kevlar, or similar.

Stäubli machinery provides high stroke forces and precision for airbag weaving.

For the automotive industry, Stäubli is today's leading supplier in shedding solutions for airbag weaving, traditional airbags woven on frame weaving machines, and OPW (one-piece-woven) airbags produced on modern Jacquard weaving machines. Airbag fabrics demand important stroke forces during weaving. The solid construction of the latest generation S3000/S3200 electronic rotary dobbies provides the basis in frame weaving for supporting these forces while running reliably at high speeds day in and day out, offering important longevity. Frame weaving pre-requisites such as perfectly prepared warps gain in importance when it comes to deliver the automotive industry with its zero-error specifications. The weaver has to produce more 1st class fabric, while staying competitive. Using the SAFIR automatic drawing-in installations, equipped with active warp control features such as optical recognition of double ends and color/yarn type repeat management,

allows the weavers to meet these strict requirements. These very efficient machines allow the distribution of each warp end according to the repeat in the drop wires, healds and reed in one cycle. Many weavers worldwide already rely on SAFIR drawing-in machines for continued quality weaving process. The machines handle as well on glass applications and are showing their efficiency in filament mills.

For the production of afore mentioned OPW airbags Stäubli provides the LX Jacquard machine Series. This world renowned machines feature perfectly balanced cinematics, a coaxial drive shaft, and an optimized internal airflow as well as optimum sized chassis. These features ensure clean interiors, controlled temperature in the machinery housing, the support of beams and bearings and make the Series handle great payloads and precise operating at highest production speeds. For a perfect link between machine and harness the MX module, centerpiece of the Jacquard machine

plays its major role. MX modules are built of latest optimum combined composite materials for long-lasting efficiency during thousands of up-and down movements while ensuring the reliable yarn selection. All these factors are very decisive in terms of economic production. Weaver and airbag supplier have to be certain about the high quality of the product they deliver, as the automotive industry enforces complicated, cost intensive and strict verification and validation processes for its components, and especially for components that protect human lives, such as airbags.

The latest models in the LX Series, the LXL and LXXL are specifically developed for large-sized designs and can be equipped in a format range of 6,144 to 25,600 hooks. By combining two LXXL machines, formats up to 51,200 can be achieved.

Whatever the weaving width or format size in airbag production, Stäubli weaving preparation and shedding solutions bring the advantages of an experienced solution provider to the weaver and airbag producer.

Binding technology for high-end synthetic grass

With its ALPHA 500 Series carpet weaving systems, Stäubli provides a product range for any kind of rug or wall-to-wall carpet. Weavers can count on the ALPHA 500 LEANTEC model for weaving superior high-quality synthetic grass, with a weaving width of up to 5.3 meters. The Stäubli binding technology allows the optimum orientation of the piles for a wide public, ranging from major league sports facilities suppliers, to public services and garden centers. Industrials that rely on Stäubli technical textile solutions can create future applications with passion, and can rely on efficient machinery and solutions to take the lead in the technical textile business.

HONG KONG: A HUGE POTENTIAL MARKET FOR EXPORTS OF INDIAN TEXTILES AND CLOTHING PRODUCTS

Introduction

- The Chinese mainland and Hong Kong agreed in October 2005 to further liberalize the mainland market for Hong Kong companies under the third phase of CEPA III. Under CEPA III, the mainland agreed to give all products of Hong Kong origin, including textiles, tariff-free treatment starting from 1 January 2006.
- Hong Kong's textile industry serves not only the local clothing manufacturers, but also those on the Chinese mainland and other offshore production bases. Capitalizing on the long experience in the manufacture of textiles, many Hong Kong companies also engage in textiles trading. Hong Kong's textiles industry is reputed as a supplier of quality dyed and printed fabrics. It is also strong in cotton spinning, denim weaving, knit-to-shape panel knitting and fine-gauge cotton knit manufacturing.
- Asia is the leading market for textiles exported from Hong Kong, accounting for nearly 93% of the total textile exports. Of the top 10 destinations for textiles exported from Hong Kong, nine of them are in Asia, with the Chinese mainland being the predominant export market.
- Other major export markets for Hong Kong textiles include Vietnam, Indonesia, Cambodia, Bangladesh, Thailand, Sri Lanka, the US, the Philippines and India. In particular, because of Vietnam's cheap labour and WTO membership, many foreign investors, including those from Hong Kong, have set up garment factories there. This gives rise to sustained demand for textile imports, making Vietnam the second largest market for Hong Kong's textile exports, after the Chinese mainland.
- The Hong Kong International Airport is the world's busiest airport for international cargoes. Hong Kong is also one of the world's busiest container ports. In 2017, Hong Kong ranked 5th in the world in terms of container throughput.
- Hong Kong economy has witnessed a solid growth of 7.46% in FY 2017 as compared with that of the previous year

Textile Industry

- The textiles industry is one of Hong Kong's major export earners.
- Hong Kong's textiles industry is well positioned to serve both local and overseas clothing manufacturers and merchandisers.
- The textile industry comprising spinning, weaving, knitting and finishing of fabrics – had a total of 446 manufacturing establishments as of March 2017, employing 2,569 workers or 2.7% of the local manufacturing workforce.
- Hong Kong is the world's freest economy. It is the world's most services-oriented economy, with services sectors accounting for more than 90% of GDP. According to World Trade Organization (WTO), Hong Kong is the world's 7th largest exporter of merchandise trade and the world's 15th largest exporter of commercial services in 2017.
- Main products Hong Kong exported to the World in 2017 were knitted or crocheted fabrics, textile yarns, woven fabrics, textile made-up, floor coverings and finishing accessories etc.
- India's main competitors in this market are China, Italy, Korea Republic of, Japan, Vietnam, USA and Thailand etc.

CEPA Provisions

On 18th October 2005, the mainland and Hong Kong agreed to further liberalize the mainland market for Hong Kong companies under the third phase of the Mainland and Hong Kong Closer Economic Partnership Arrangement (CEPA III). Under CEPA III, the mainland agreed to give all products of Hong Kong origin, including textiles, tariff-free treatment starting from 1 January 2006. According to the stipulated procedures, products, which have no existing CEPA rules of origin, will enjoy tariff-free treatment upon applications by local manufacturers and upon the CEPA rule of origins being agreed and met. But non-Hong Kong made textile products will remain subject to average tariff rates of 10-25% when entering the mainland

General Trade Measures affecting Exports of Textiles

Despite the elimination of textile quotas among WTO members in 2005, the US and EU had subsequently imposed safeguard measures against imports from the Chinese mainland. Starting 1 January 2009, however, textile and clothing products originating in China no longer

require any import licence or surveillance document before entering the EU. Meanwhile, textile and clothing shipments to the US made on or after 1 January 2009 are no longer subject to any quotas.

Product Trends

Among various kinds of fibres, the Hong Kong Textile Economy is predominantly cotton based, but in recent times, demand for manmade fibre textiles in the country is increasingly growing.

- Imports of Textile & Clothing by Hong Kong from the world were around US\$ 19 billion during 2017.
- India's share in total imports of Textile & Clothing of Hong Kong is 0.70%, worth US\$ 132.19 million in 2017.
- Textile imports of Hong Kong from the world account for nearly 36% (US\$ 6.78 billion) of its total T&C imports.
- Clothing imports of Hong Kong from the world account for nearly 62% (US\$ 11.68 billion) of its total T&C imports.
- Imports of Made-ups from the world reached over US\$ 333 million with a share of nearly 2%.
- Hong Kong's total imports of MMF textiles from the world during 2017 stood at US\$ 4.69 billion, of which India's share was only US\$ 7.01 Million (0.14%).
- Hence, there is tremendous scope to increase India's exports to Hong Kong and increase our market share.

Hong Kong's Textile and Clothing Imports from World during 2017

Value in US\$ Mn

Chapter	Product Description	Hong Kong, China's imports from world	Hong Kong, China's imports from India	India's Share (%)
50	Silk	47.95	1.02	2.13
51	Wool, fine or coarse animal hair; horsehair yarn and woven fabric	453.81	0.34	0.08
52	Cotton	1500.67	64.69	4.31
53	Other vegetable textile fibres; paper yarn and woven fabrics of paper yarn	39.82	0.78	1.95
54	Man-made filaments; strip and the like of man-made textile materials	735.85	3.27	0.44
55	Man-made staple fibres	521.52	1.32	0.25
56	Wadding, felt and nonwovens; special yarns; twine, cordage, ropes and cables and articles thereof	256.74	0.19	0.08
57	Carpets and other textile floor coverings	54.26	1.38	2.55
58	Special woven fabrics; tufted textile fabrics; lace; tapestries; trimmings; embroidery	626.38	1.90	0.30
59	Impregnated, coated, covered or laminated textile fabrics; textile articles of a kind suitable . . .	501.24	0.01	0.00
60	Knitted or crocheted fabrics	2050.19	0.32	0.02
61	Articles of apparel and clothing accessories, knitted or crocheted	5972.74	25.00	0.42
62	Articles of apparel and clothing accessories, not knitted or crocheted	5712.63	26.61	0.47
63	Other made-up textile articles; sets; worn clothing and worn textile articles; rags	333.32	5.35	1.61
Total		18807.11	132.19	0.70

SOURCE: ITC

India has been complementing the Hong Kong's apparel industry since a long time. Hong Kong imports a significant part of textiles from India for its growing garmenting units. Cotton, Man-Made Textiles, Made-ups, Carpets and Apparels are the leading items that are being imported from India into Hong Kong. Hong Kong imports nearly 4% of its requirements of Cotton from India.

Hong Kong Imports of Textiles

Rank	Country	Imported Value in USD Mn (2017)	% Share
	World	6788.427	100
1	China	4620.055	68.06
2	Italy	333.966	4.92
3	Korea, Republic of	313.286	4.61
4	Japan	278.036	4.10
5	Viet Nam	146.724	2.16
6	USA	106.098	1.56
7	Thailand	79.246	1.17
8	India	73.383	1.08
9	Turkey	61.001	0.90
10	Indonesia	49.529	0.73

Hong Kong Imports of Clothing

Rank	Country	Imported Value in USD Mn (2017)	% Share
	World	11685.37	100
1	China	8311.68	71.13
2	Italy	1132.63	9.69
3	France	403.66	3.45
4	Viet Nam	201.39	1.72
5	Japan	194.20	1.66
6	Switzerland	157.74	1.35
7	Spain	102.10	0.87
8	Germany	95.98	0.82
9	Korea, Republic of	94.23	0.81
10	USA	87.78	0.75

Source : ITC

Major Products of MMF Textiles imported by Hong Kong from the World during 2017

Sr No	HS Code	Product Description	Value in US\$ Mn
1	600410	Knitted or crocheted fabrics, of a width of > 30 cm, containing >= 5% by weight elastomeric . . .	655.28
2	600622	Dyed cotton fabrics, knitted or crocheted, of a width of > 30 cm (excluding warp knit fabrics . . .	627.32
3	590390	Textile fabrics impregnated, coated, covered or laminated with plastics other than poly"vinyl . . .	211.89
4	600632	Dyed fabrics, knitted or crocheted, of synthetic fibres, of a width of > 30 cm (excluding warp . . .	179.63
5	590320	Textile fabrics impregnated, coated, covered or laminated with polyurethane (excluding wallcoverings . . .	164.53
6	580421	Mechanically made lace of man-made fibres in the piece, in strips or in motifs (excluding fabrics . . .	158.01
7	580620	Narrow woven fabrics of textile materials, containing >= 5% elastomeric yarn or rubber thread . . .	129.39

Sr No	HS Code	Product Description	Value in US\$ Mn
8	580710	Labels, badges and similar articles, of textile materials, in the piece, in strips or cut to . . .	128.92
9	600624	Printed cotton fabrics, knitted or crocheted, of a width of > 30 cm (excluding warp knit fabrics . . .	107.55
10	600192	Pile fabrics of man-made fibres, knitted or crocheted (excluding "long pile" fabrics)	106.13
11	540761	Woven fabrics of yarn containing >= 85% by weight of non-textured polyester filaments, incl. . . .	100.14
12	600240	Knitted or crocheted fabrics, of a width of <= 30 cm, containing >= 5% by weight elastomeric . . .	97.54
13	540752	Woven fabrics of yarn containing >= 85% by weight of textured polyester filaments, incl. monofilament . . .	81.93
14	560394	Nonwovens, whether or not impregnated, coated, covered or laminated, n.e.s., weighing > than . . .	75.29
15	540233	Textured filament yarn of polyester (excluding that put up for retail sale)	74.96
16	551219	Woven fabrics containing >= 85% polyester staple fibres by weight, dyed, made of yarn of different . . .	73.20
17	600537	Dyed warp knit fabrics of synthetic fibres "incl. those made on galloon knitting machines", . . .	72.63
18	540244	Synthetic filament elastomeric yarn, single, untwisted or with a twist of <= 50 turns per metre . . .	72.54
19	540742	Woven fabrics of filament yarn containing >= 85% nylon or other polyamides by weight, incl. . . .	70.42
20	550969	Yarn containing predominantly, but < 85% acrylic or modacrylic staple fibres by weight, other . . .	69.00

Exports of MMF textiles from India to Hong Kong during last five years

Value in USD Mn

Year	Fabrics	Made-up	Yarn	Fibre	Total	%Gr/Dec
2012-2013	7.71	10.61	2.66	0.00	20.98	16.30
2013-2014	7.52	12.50	2.26	0.09	23.87	13.78
2014-2015	6.35	6.25	2.87	1.56	17.03	-28.66
2015-2016	5.96	3.09	2.11	1.03	12.19	-28.42
2016-2017	6.77	3.17	1.43	0.73	12.10	-0.74
2017-2018	5.63	3.44	1.14	0.00	10.21	-15.61

Source: MOC

India's main Items of export to Hong Kong during 2017-18

Fabrics	:	Synthetic Filament Fabrics, Polyester Viscose Fabrics Polyester Wool Fabrics, Polyester Cotton Fabrics
Yarn	:	Polyester Textured Yarn, Polyester Cotton Spun Yarn Sewing Threads
Made-ups	:	Motifs, Shawls/Scarves, Dress Material, Handkerchief Dish-cloths/dusters
Fibre	:	Viscose Staple Fibre

Export Promotional Initiative of the Council

In view of the scope for further increasing exports of Indian textiles products including Man-made fibre textiles to Hong Kong, the Synthetic and Rayon Textiles Export Promotion Council (SRTEPC) organised participation of its Member-companies in Hong Kong Fashion Week during 9th to 12th July, 2018. It is expected that participation in this Event will yield encouraging results.

Road Shows held abroad to promote “Source India 2018”

The Council as part of its promotion and publicity campaign conducted Road Shows abroad. These Road Shows were organized in the immensely potential textile hubs in Latin America, Africa and ASEAN countries in association with Indian Embassies abroad and prominent Textile Associations/Chambers of Commerce, etc. The Road Shows are being held with the objective of creating awareness among the textile communities in the region and target genuine buyers from these regions to visit “Source India 2018”. The details of the Road Shows are given below:

Road Show in Egypt

The Road Show in Egypt was held on 8th & 9th July 2018. Mr.



Ronak Rughani, Vice Chairman, SRTEPC presided over the Road Show in Egypt. Dr Vinod, First Secretary, Embassy of India in Egypt and embassy officials were present at the Roadshow. Mr. Rughani made a presentation on “Source India 2018” at the Federation of Egyptian Industries premises which was attended by the Chairman of The Egyptian export promotion council and The Readymade garments council along with other Industry heads and many Importers / buyers of Textiles. Mr. Rughani informed that the Federation chairman is keen on signing an MOU with the Council for information exchange and other business common interests.

Road Show in Morocco

The Synthetic & Rayon Textiles Export Promotion Council (SRTEPC) along with the Embassy of India in Morocco and the Moroccan Association of the Textile and Apparel Industries (AMITH) organized

a Road Show on 10 July 2018 at Casa Moda Academy, Casablanca, to promote “Source India 2018”



Mr. Ronak Rughani, Vice Chairman, SRTEPC along with H. E. Mr. Rahul Kulshresth presided over at the Road Show held in Morocco on 10th July 2018. Besides Moroccan textile importers, the event was attended by Mr. Jawad Kerdoudi, Honorary Consul General of India in Casablanca; Mr. Jilali Seghrouchni, Vice President, India Morocco Chamber of Commerce and Industry; Ms. Safia Chalouh, in charge of Communication, Promotion & Market Intelligence, AMITH; Ms. Sylvie Billaudeau, Acting Director General, Casa Moda Academy; Mr. Ashwin Kumar Borkar, Head, Centre for Excellence in Information Technology, Casablanca; and Association Nationale d’Amitié Maroco-Asiatique (ANAMA). The Ambassador emphasized on the need for intensifying Indo-Moroccan relations. Mr. Rughani, Vice Chairman, SRTEPC spoke about SRTEPC’s activities and gave a presentation on Source India 2018. He briefed the participants about the Hosted Buyers Programme and the facilities such as complimentary economy class return airfare, free accommodation, transport, etc. being offered to approved international buyers. Brochures & Hosted Buyer Nomination Form for “Source India 2018” were distributed. The Road Show was well received in Morocco and the presentation by Mr. Rughani impressed the Moroccan importers and generated an interest among them to participate in “Source India 2018”.

Road Shows in Latin America

Road Shows were held in the Latin American countries; the first



of which was in Mexico on 16th & 17th July 2018. Mr. Sri Narain Aggarwal visited Mexico and held Meetings with the textile fraternity in association with the Textile/Trade bodies such as Chamber of Commerce in International Trade (COMCE), Association of Importers and Exporters (ANIERM) and CANAINTEX (Chamber operating in textiles sector). The Meetings were successful in generating awareness among the manufacturers of textiles in Mexico. Similar Road Shows were held in Brazil on 19th & 20th July 2018; Peru on 23rd July 2018 and Colombia on 25th & 26th July 2018.



At the Road Shows Mr Aggarwal made presentation on “Source India 2018” which helped in creating an awareness among the textile community of that region. He briefed the participants about the Hosted Buyers Programme and the facilities such as complimentary economy class return airfare, free accommodation, transport, etc. being offered to approve international buyers. Brochures & Hosted Buyer Nomination Form for “Source India 2018” were distributed. The Road Shows were well attended and the participants showed keen interest in visiting “Source India 2018”. Mr. Aggarwal appealed to the Associations/Chambers for their wholehearted support in “Source India 2018” and proposed for mutual interests for development of trade in that region particularly in MMF textiles.

Road Shows in Vietnam, Myanmar and Thailand

Shri Anil Rajvanshi, immediate past Chairman and Convenor visited Vietnam, Thailand and Myanmar to promote and publicise the “Source India 2018” event there. The Road Show in Vietnam was held on 17th July 2018. In Myanmar the Road Show was held on 18th July 2018 where Shri Rajvanshi met the Members



of Myanmar Garment Manufacturers Association and Members of Union of Myanmar Federation of Chambers of Commerce & Industry (UMFCCI). Shri Rajvanshi also addressed the press at Hanoi which received coverage in the local print as well as electronic media.

At the Road Show in Thailand, Shri Rajvanshi held Meetings with members of the India Thai Chamber of Commerce, The Federation of Thai Industries, Thailand Textile Institutions, The Thai Synthetic Fiber Manufacturers Association and The Thai Garment Manufacturers Association.

Mr. Rajvanshi made a presentation on “Source India 2018 at the Road Shows which helped in generating interest among the participants to visit the Show. He also briefed them about the various programmes being organized on sidelines of “Source India 2018”. The Road Shows were well received and evoked a keenness in the participants to visit “Source India 2018”.





A Tribute to our Past Vice Chairman Shri Prem Malik (April 2003-March 2005)

Shri Prem Malik is a stalwart in the field of textiles having more than five decades experience in the textile and clothing industry at top management level. He is the Vice Chairman of NSL Textiles Ltd. He has been closely associated with the activities of the Council for over 25 years.

Shri Prem Malik was elected Vice Chairman of the Council in April 2003 with Shri Rakesh Mehra as the Chairman. Shri Prem Malik with his wide ranging experience in the textile field gave his whole hearted support and valuable advice in chalking out and implementing the new plans for the Council. At the start of their tenure the Council had adopted the mantra SRTEPC – THE TRADE FACILITATOR AND PROMOTER and during his period Shri Malik ensured that the Council played the role to the hilt. During his tenure as the Vice Chairman Shri Prem Malik provided the necessary assistance and support to the Chairman and exclusive Exhibitions were organized in countries in Latin America and Africa as well as other countries like USA, Vietnam, Russia, etc.

In the early 2000s the Council realized the scope of strengthening ties with our neighbour, Pakistan. Pakistan has been probably the most discussed countries in India's business and textile circles today and is seen by the Indian MMF industry as a significant companion, especially in the post WTO era. Realising the immense potential for Indian MMF textiles in Pakistan, Shri Malik successfully led a 10 member Delegation to Pakistan. The Delegation helped in breaking the ice between the textile sectors of the both the countries and gave the members of the delegation insight of the Pakistani textile market which has since made strong inroads. Under the leadership of Shri Malik the Delegation was successful in exploring the possibilities of strengthening regional ties to meet the challenges of globalization and helped in enhancing strong regional bonding and mutual co-operation between the two neighbouring countries. The Delegation also helped the Council establish contacts with the Textile/Trade Associations of Pakistan which further culminated in the first ever Council's organized exclusive Exhibition in Pakistan during 2012.

Shri Malik has been actively involved in the textile industry having been the Chairman of Confederation of Indian Textile Industry, Cotton Textile Export Promotion Council, Bombay Textile Research Association. He was also the CEO of Mafatlal Industries Ltd, Executive Director Bombay Dyeing and is a Director on Board of various Textile Industries such as NSL Textiles, Indocount Industries Ltd, GTN Textiles Ltd, Patspin Ltd, Ginni International Ltd & Hindoostan Mills Ltd. He has travelled around the globe extensively for the promotion of textiles.



Gear up for the opportunities in sight

By Shri Ramesh Jain, Rishab World (Rishab Apparel Pvt. Ltd.)

The rise of much awaited Indian Economy will give ample scope for business participation in World Economy.

India has been traditionally the Textile hub. It was renowned that after every 12 miles the dialect and weaving will change in India.

Those traditional Handlooms are now run by Powerlooms, traditional craftsmanship is now run by skill and design institute like IIT, IAM, KCT, DKTE, NIFT, NID, Pearl Academy, DIA, SFI, ALT, AFTT, AIF, Apeejay, ATDC, Arch, ATI, INIFD, IAFD, JD, NAFTA, NIFD, Rachna Sansad and SASMIRA.

The native natural fibres like Cotton, Wool and Silk are now added with MMF like Nylon, Polyester and Viscose.

Gear up for the opportunities visible in sight and act fast.

Our Synthetic Textile Industry is blessed with Two Global Giants, namely Reliance for Polyester and Birla for Cellulose.

With such strength and availability of abundant fibre and yarn, our creative team of Indian designers and traders can uplift the entire Synthetic Textile Industry to become the world leader surpassing China.

The added support from Domestic Marketing can give cost advantage and enhance risk appetite for innovation and development.

Indian education and research system is a big support to this task. Institutions like SASMIRA were installed by the visionary trade mission soon after independence, way back in 1950.

The youth force from such dedicated textile institute will build a strong Textile hub similar to IT hub in India

The role of our council is very sharp and precise. I am personally following it up since 1983, wherever there is glimpse of business potential, council is ready with support for members exposure to the respective markets.

Our council support, to the member exporters for market exploration, is as under:

- 01) Participate in Internationally recognised Textile Trade Fair
- 02) Penetrate target market by participating in regional fair and
- 03) Arranging Buyer-Seller Meet to explore newer market for Indian Textile

Member exporters themselves should be responsible enough to be alert, explorer and innovators by themselves and make fullest use of assistance provided by SRTEPC.

While business development, please be watchful. At times exporters can be more benefited, if they frame perfect vertical together, be it backward or forward integration.

Almost 70 years after independence from European ruling both in terms of politics and economics, now it is time for us to Roar and lead the world atleast in MMF.

Be cheerful, Be innovative, Be progressive



REAGHAN FASHIONS PVT. LTD., SURAT, GUJARAT

REAGHAN FASHIONS PVT. LTD. was incorporated in the year 2009 by Mr. Dinesh J. Dhankani as a manufacturing unit in Surat which has now emerged as a composite unit complete with a value chain by structuring the fragmented units.

In 2011 the company added a feather in their cap with acquiring the SOLE DEALERSHIP of world's largest viscose rayon filament yarn manufacturing company – XINXIANG CHEMICAL FIBER CO. LTD. The deal was considered a major achievement as “Bailu” is one of the most popular brands in Viscose Filament Yarn manufacturing in the world since the year 1960. The company has strived to bring international quality to the Indian consumer and has been able to maintain its customer base with its sole dealership pact in place. The company has not only made its presence felt in the domestic market in cities like Mumbai, Pune, Ahmedabad, Delhi NCR, Kolkata, Hyderabad, Bangalore, Indore, Ranchi, Kerala, Surat, etc. but also has made significant impact in the overseas markets such as Canada, Bangladesh, Nepal, Dubai and other neighboring countries.

The company in short span of time has reached great heights and become a name to reckon in the viscose rayon fabric sector. During the year 2016-17 the company recorded a turnover of Rs.133.56 crores with a growth of 23.69% in revenue and 2017-18 the company achieved a turnover of Rs.221.21 crores with a growth of 65.62% in revenue. The company has strived to bring international quality to the Indian consumer and has been successful in maintaining its customer base with its sole dealership pact in place.

The company has been won the SME 100 Award bestowed by the Bank of India in 2013-14. They have also won the award in the SSI (Fabrics) category for two consecutive years 2015-16 & 2016-17. The Southern Gujarat Chamber of Commerce - Golden Jubilee Award 2016-17 under the category of Reliance Award for Excellence in Productivity Improvement of Conventional Looms (Weaving).

The company belongs to the **Liberty Group** which was started by Late Shri Jairamdas D. Dhankani in 1964. The group is the pioneer in superior grade fabrics and yarn manufacturing and thus began the journey of the group. The group believes that customers are the fuel that drives their business and passion to serve. The group values the importance of time and therefore abides to timely delivery to its customers. “Liberty” has created a holistic infrastructure which ensures the smooth flow of goods from the manufacturing unit to final dispatch. Quality is their forte and timely delivery their promise; the highly competitive pricing model coupled with best manufacturing practices has translated in maximum customer satisfaction. Their work ethics and continued customer satisfaction has earned the respect of their esteemed customers. “Liberty” has been an invincible force in the fashion industry since 1964.

Continued from page 1

SRTEPC INAUGURATES REGIONAL OFFICE IN AHMEDABAD



Shri Sri Narain Aggarwal, Chairman, SRTEPC speaking at the Meeting in Ahmedabad

manufacturer of synthetic fiber yarn of which Gujarat produces 38% of man-made filament fabrics and 31% of man-made fiber. He said that Surat is the largest producer of Man-made fabrics with 40% share and has daily production of 30 million mtr of raw fabrics. He opined that with such strength in synthetic fiber sector, SRTEPC is the only apex organization for promotion of exports of fiber, yarn, fabrics, made ups, home textiles and technical textiles and helps its members understand the market trends, international market exposure, attend buyer seller meets and avail various incentives. He also remarked that SRTEPC is having its presence in Gujarat through its Regional Office in Surat.

He added that due to heavy investment in world class manufacturing plants, continuous innovation, new product mix and strategic market expansion, Indian man-made fibers are set to take center stage in global arena. He observed that although the textile Industry contributes 4% in India's GDP, 7% of India's Industrial production and 15% of country's exports and India being the 2nd largest producer of polyester and viscose in the world. India ranks only 6th in exports of MMF textiles.

He also expressed his willingness to support SRTEPC whole heartedly in its various activities.

He briefed about their Exhibition Farm to Fashion which was organized in May 2018. He also congratulated Council for organizing Reverse Buyer Seller Meet, "Source India 2018" and appealed to all the members to spread the word about this event so that maximum number of people can take benefit of this exhibition.

Shri. Anil Rajvanshi, Immediate Past Chairman in his Keynote

address thanked Dr. Vasa and GCCI for providing this opportunity and the space to open a Regional office of council in their premises. He mentioned that Gujarat is a hub of man-made textiles. World's biggest producer of polyester and viscose are in Gujarat; considering the presence of industries like Grasim, Reliance and Surat Industry manufacturing 3 to 4 cr mtr, Gujarat is one of the biggest centers of MMF textiles. He said that the contribution of MMF textiles market share is 73% in the world and India's share is still less as we are still considered as a producer of cotton and it is still our basic raw material. He remarked that MMF textiles is basically a fabric of common man and it is the only material which could provide fabrics at the cheaper rate. He added that 60% of the people prefer to wear polyester clothe and with increasing per capita income the spending pattern is shifting towards fashion clothing which is possible by MMF textiles. Considering these facts, he said that the association of SRTEPC and GCCI will surely be very beneficial.

Shri. Sri Narain Aggarwal, Chairman SRTEPC thanked all the dignitaries of GCCI and other members. He briefed about SRTEPC and the importance of MMF textiles segment in Indian textile industry. He mentioned that the current value of textile industry is US\$110 to US\$120 billion and the Government's vision is to achieve the target of 350 billion USD by 2024- 2025. He further stated that at present exports are to the tune of US\$40 billion and the Government has set a target of US\$150 billion for which there is a need to increase production up to 14% every year. He urged the members to work hard towards achieving this target, He added that the Government will definitely support and co-operate the MMF textile industry in achieving this target and there is a huge scope to increase of the textile business.

He further stated that to enhance exports, buyers are invited to India and exporters' also visit foreign countries to showcase their products and organizations such as the Council and GCCI help them in their endeavour.



A view of the Road Show at Ahmedabad

He mentioned that after resounding success of the 1st edition of the Reverse Buyer Seller Meet (RBSM), Source India, Surat organized during August 2016, Council has now scheduled to organize the 2nd edition of RBSM in Surat from 21st to 23rd September 2018 in which the Council will be inviting 200 buyers from more than 40 countries. He said that approximately 200 exhibitors are expected to participate, where the entire range of fiber, yarn, fabrics, made ups will be exhibited. He stated that it has been our experience that this platform provides opportunity to get new buyers from various countries. He requested members to take benefit of this opportunity by participating in this Exhibition. He also requested them to provide details of buyers whom they would like to invite for this exhibition. He informed that the Council plans to visit more than 20 countries to meet and invite genuine buyers for the Show.

He added that as informed by Dr. Jaimin and Shri Rajvanshi, Surat is a hub for MMF textile, similarly Ahmedabad is also considered to be the oldest textile haunt for cotton and cotton blends. He remarked that the textile Industry in Ahmedabad older than Surat. He mentioned that the contribution of Shri.Dhirubhai Ambaniji in development of MMF textile sector in Gujarat is quite huge. He also believed that although the industry has developed tremendously in the years there is still an immense scope for development.

He requested the representatives of various media to give good coverage in their newspapers so that people engaged into textile industry can benefit from this exhibition.

The Video clipping of Source India 2018 was played thereafter.

Shri S Balaraju, ED, SRTEPC briefed about the SRTEPC and its activities. He also informed about Council's participation in various international exhibitions as well as the various interactions and representations made by the Council to the various Government departments in the Ministry of Textiles, Ministry of Commerce & Industry and Finance Ministry for the well being and growth of the MMFT sector. The Executive Director also highlighted the workings of SRTEPC vis a vis the other trade bodies in the Textile Industry that have benefitted its members.

Video clipping of Farm to Fashion was played thereafter.

A presentation by Alibaba.com also made on how to promote exports using the online medium.

Smt. Meena Kaviya, Chairperson, GCCI-Textile Committee, informed about the Farm to Fashion, the exhibition organized by GCCI during May 2018. She congratulated SRTEPC for opening the regional office in Ahmedabad. She mentioned that at the Farm to fashion exhibition the aim was to incorporate the whole chain, from farm

till fashion. She mentioned that along with exhibition they have organized seminars and fashion show also. She stated that holding of Seminars are also equally important as they help us understand the technology we need to adopt or how make ourselves product/cost effective in international market She requested SRTEPC to support their 2nd edition of Farm to Fashion which will be in February or March 2019.

Shri Sanjeev Saran, Past Chairman, SRTEPC summarized the proceedings of the Roadshow and proposed Vote of Thanks to GCCI for their support to the Council to establish its presence, the textile fraternity of Ahmedabad for taking time out of their busy schedules to attend the event, to the Regional Textile Commissioner's Office for their support to make this event a success, to the COA members of SRTEPC for their encouragement and presence, to the officials of SRTEPC for their work to make the opening of our office a reality and to the Press for covering the event. Shri Saran expressed his gratitude to Dr. Vasa, the Chairman and office bearers of GCCI for having SRTEPC at such a prestigious and respectable place to conduct business.

Shri Saran further stated that SRTEPC has been successful principally because of its service. He also stated that the FarmtoFashion concept has been impressive and every aspect has been taken care of and we could optimize synergies and work in much better way and Council is happy to help. The council he said is unanimous in its demand from the Government for a single fibre policy in the country. He congratulated Shri Sri Narain Aggarwal, Chairman, SRTEPC for taking the decision of opening a Regional Office at Ahmedabad and his leadership by bringing SRTEPC and the industry of Ahmedabad together on this auspicious occasion.

Shri Bharat Chajer, Past Chairman of PDEXCIL, while speaking on the occasion, was very forthcoming to be associated with SRTEPC and spoke highly about the Council and its activities. He made special mention of SRTEPC's Executive Director, Shri S. Balaraju for his work as Additional Commissioner of Textile and complimented the Council on his appointment. He promised to get at least 25 textile units to become members of our Council. Six textile units expressed their desire to become members of SRTEPC led by Shri Bharat Chajer, MD, Bumaco Fabrics Pvt. Ltd.

The Function was followed by the Inauguration of SRTEPC's Regional Office on the first floor of GCCI premises. Shri Sri Narain Aggarwal, Chairman, SRTEPC and Dr. Jaimin Vasa, President, GCCI jointly inaugurated the office by cutting the ribbon amidst the presence of the members of Council's Committee of Administration COA and Board officials of GCCI.

Road Shows held in Indian cities for promoting and publicizing “Source India 2018”

With an aim to publicize and promote Council’s exclusive Reverse Buyer Seller Meet – “Source India 2018” among the Indian exporters and overseas buyers the Council is holding a series of Road Shows in various prominent textile hubs in India and abroad. The objective of holding Road Shows in India is to create awareness amongst the textile community about the prospects for further growth of Man-made fibre textiles and invite participation in “Source India 2018”. Road Shows were held

in Bhiwandi, Surat and Ahmedabad in India and in overseas market such as Mexico, Peru, Colombia, Brazil, Egypt, Morocco, Vietnam, Myanmar, Thailand, Turkey and Moldova.

Road Show in Bhiwandi

The Road Show in Bhiwandi was held on 5th July at the Hotel Regent Garden with the support of our member-exporters and other textiles Associations in and around Bhiwandi.

The Road Show was presided by the Vice Chairman of SRTEPC,



- UPHOLSTERY
- CURTAINS
- VELVETS
- WALLPAPERS
- BED LINEN
- EMBROIDERED CURTAINS
- HOSPITALITY FABRICS

Furnishing your world



Shri Ronak Rughani and around 50 Entrepreneurs were present at the Show. Shri S Balaraju, Executive Director SRTEPC, Shri Naresh Kumar, Director of Regional office of the Textile Commissioner, Navi Mumbai, Shri M.Y. Momin, Chairman of Bhiwandi Power Loom Federation, Shri Purshotam Vanga, Chairman of PDEXCIL, Shri Vinod Khetrapalji, from Bombay Crimpers, Shri Rajesh Kumar Mody, COA were also present.

The Vice-Chairman informed the gathering of the benefits and advantages of participation at Source India 2018, the prospects for exports of Man Made Fibre (MMF) Textiles from Bhiwandi, Emerging Trends in Global Textiles - Opportunities for India, scope of Indian Man Made Textiles Exports & Role of SRTEPC in promoting Exports. He further said that with the Council's motto 'To link Indian MMFT exporters to the Global Buyers', "Source India 2018" in its 2nd edition aims to bring exhibitors from all sectors of the industry within India and more than 200 selected buyers from more than 40 countries together under one roof in order to transact business. He added that "Source India 2018" aims to offer conducive business platform to generate business for the assembled exporters and buyers. The Vice Chairman urged the entrepreneurs to take advantage of this opportunity and participate in large numbers.

Road Show in Ahmedabad

The second Road Show was held in Ahmedabad on 11th July 2018. The Road Show in Ahmedabad was held along with the

opening of the new Regional Office there. Shri. Sri Narain Aggarwal, Chairman, SRTEPC; Dr. Jaimin Vasa, President, GCCI. Shri. Anil Rajvanshi, Immediate Past Chairman; SRTEPC; Shri Hetal Mehta, President, SGCCI; Shri. Sanjeev Saran, former Chairman SRTEPC; Smt Meena Kaviya, Chairperson GCCI Textile Committee Shri. Dhiraj Shah, Regional Chairman SRTEPC; Shri Ambar Patel, Secretary GCCI and Shri S. Balaraju, Executive Director, SRTEPC were present on the occasion

Road Show in Surat

The third in the series of Road Show was held in Surat on 13th July 2018. The Chairman, SRTEPC Shri Sri Narain Aggarwal presided the Show along with Shri Dhiraj Shah, Regional Chairman of the Council. Speaking on the occasion Shri Aggarwal said that "Source India 2018" is the Flagship event of SRTEPC and will showcase a comprehensive range of Indian Man-made Fibre Textile products including Fabrics, Made-ups, Home Textiles, Technical Textiles, Fashion Accessories, Yarn, and Fibre to International buyers. He also stated that on popular request, the show duration will be three days instead of two and Surat based companies can use the extra day to arrange factory visits to interested customers. He also added that for more exhaustive discussions, SRTEPC will create an exclusive Business Lounge for the invited buyers and exhibitors to enable them to transact business. He was confident that the Buyers will find their visit fruitful and rewarding in establishing long-standing business relation with reliable Indian suppliers.

INFO SRTEPC ADVERTISEMENT TARIFF

	Advertisement	One issue	Three issues	Six issues	Twelve issues
1.	Inside Half page (B/W)	4000	11000	21000	40000
2.	Inside full page (B&W)	8000	22000	42000	80000
3.	Inside half page (Colour)	5000	12000	30000	65000
4.	Inside full page (Colour)	9000	25000	48000	85000
5.	Front Inside Page (Colour)	10000	27500	50000	90000
6.	Back inside Page (Colour)	15000	42500	80000	150000
7.	Back cover Page (Colour)	20000	55000	105000	200000

Technical Specifications

Full page area : 11" L x 8.5" W (Maximum)

Half page area : 5.5" L x 8.5" W (Maximum)

PERU: A HUGE POTENTIAL MARKET FOR EXPORTS OF INDIAN MAN-MADE FIBRE TEXTILE PRODUCTS IN THE LATIN AMERICAN REGION

Peru is a growing market for Man-made fibre textiles with around 32 million populations. It has a developed garmenting sector which exports nearly US\$ 26 million of garments annually. Peruvian textile industry is specialized in cotton, wool and knits. Garments made in Peru are directed to the North Americas. Garments of blended fabrics such Polyester – Viscose, Polyester-Wool, etc. are growing popularity in Peru both locally and for exports. Though Peru is having a flourishing garment industry, currently it is not producing sufficient textile raw materials including fibres, yarns, fabrics, etc. and hence depends on import.

Growing Economy

In Latin America, Peru is the 7th largest country by GDP and population. The Peruvian economy has been growing by 5.9% last decade with a stable/slightly appreciating exchange rate and low inflation. Growth has been in the 2.5% in 2017, due partly to a leap in private investment, including the textiles sector, which contributes significantly in Peru's total exports.

The economic outlook for Peru remains favorable for the coming years. Based on announcements of new projects and investments, the expectation is of high growing rates of domestic consumption. The implementation of a stable and responsible economic policy, which has maintained continuity through the succession of governments, has generated confidence in the various economic agents.

Widening Trading Network

Peru's free trade policy has continued since 2006. Peru has signed trade agreements with the US, Canada, Singapore, China, Korea, Mexico, Japan, the European Free Trade Association, and Chile. It also has concluded negotiations with Venezuela, Costa Rica, and Guatemala; and begun trade talks with two other Central American countries and the Trans-Pacific Partnership. Peru also has signed a trade pact with Chile, Colombia, and Mexico called the Pacific Alliance. The US-Peru Trade Promotion Agreement entered into force 1st February 2009, opening the way to greater trade and investment between the two economies.

Growing Textile Exports

Textile and apparel exports from Peru increased by 5.7 per cent during the first eleven months of 2017. During January-November 2017, exports of textiles and clothing from Peru were valued at \$1.153 billion compared to exports of \$1.090 billion in same period of 2016. The rise in exports was driven by increase in imports by countries like China (280 per cent), Brazil (67 per cent), Ecuador (54 per cent) and the US (21 per cent). In terms of export destinations, nearly 50 per cent or \$571.92 million worth of textiles were supplied to the US during January-November 2017, showing a growth of 3.2 per cent over \$554.047 million exports during the comparable period of the previous year. Peru's textile and garment exports to Brazil and Ecuador have increased by 19.5 per cent and 18.6 per cent respectively during the period under review to \$51.333 million and \$57.070 million. Shipments to Bolivia, Chile and Argentina too grew by 8.2 per cent, 7.3 per cent, and 6.3 per cent, respectively.

Peru's Textiles and Clothing Imports from World during 2017 (Value in USD in 000)

Chpt	Product Description	Peru's imports from India	Peru's imports from world	% India's share
50	Silk	5	2688	0.19
51	Wool, fine or coarse animal hair; horsehair yarn and woven fabric	0	29881	0.00
52	Cotton	120353	309630	38.87
53	Other vegetable textile fibres; paper yarn and woven fabrics of paper yarn	614	1822	33.70
54	Man-made filaments; strip and the like of man-made textile materials	30913	204461	15.12
55	Man-made staple fibres	27148	167373	16.22
56	Wadding, felt and nonwovens; special yarns; twine, cordage, ropes and cables and articles thereof	124	66393	0.19
57	Carpets and other textile floor coverings	1541	19929	7.73
58	Special woven fabrics; tufted textile fabrics; lace; tapestries; trimmings; embroidery	89	26542	0.34

Chpt	Product Description	Peru's imports from India	Peru's imports from world	% India's share
59	Impregnated, coated, covered or laminated textile fabrics; textile articles of a kind suitable . . .	143	71814	0.20
60	Knitted or crocheted fabrics	478	142509	0.34
61	Articles of apparel and clothing accessories, knitted or crocheted	7130	300193	2.38
62	Articles of apparel and clothing accessories, not knitted or crocheted	17188	347825	4.94
63	Other made-up textile articles; sets; worn clothing and worn textile articles; rags	6895	116580	5.91
Total		212616	1804952	11.78

- Imports of Textile & Clothing by Peru from the world were US\$ 1.80 billion during 2017.
- India's share in total imports of Textile & Clothing of Peru was 11.78%, worth US\$ 0.21 billion in 2017.
- Peru's total imports of MMF textiles from the world during 2017 stood at US\$ 700 million, of which India's share was only US\$ 59 million (8.42%).

Peruvian Tariff Schedule

Tariffs (percent ad valorem) on Textiles and Apparel

	HS Chapter/Subheading	Tariff Rate Range (%)
FIBRE/YARN		
Silk	5003-5006	0 - 6
Wool	5105-5110	0 - 11
Cotton	5204-5207	0 - 11
Other vegetable fiber	5306-5308	0 - 11
Man-made fiber/Yarn	5401-5406/5501-5511	0 - 11
WOVEN FABRIC		
Silk	5007	0
Wool	5111-5113	0-11
Cotton	5208-5212	11
Other vegetable fiber	5309-5311	0 - 11
Man-made fiber	5407-5408/5512-5516	0 - 11
KNIT FABRIC	60	0-11
NON WOVEN FABRIC	5603	0 - 6
INDUSTRIAL FABRIC	59	0 - 11
APPAREL	61-62	6 - 11
HOME FURNISHINGS INCLUDING: BED, BATH, KITCHEN LINENS, ETC.	63	0 - 11
CARPET.....	57	6

Market Potential for Man-made fibre textiles in Peru

During 2017 Peru imported about US\$ 700 million of manmade fibre textiles in which India's share was 8.18%.

Exports of Indian MMS Textiles to Peru

Value in USD Mn

	Fabrics	Made-ups	Yarn	Fibre	Total
2017-2018	9.44	1.27	40.24	6.34	57.29

Source: MOC

India's main Items of export to Peru during 2017-18 were Polyester Viscose Fabrics, Polyester Textured Yarn, Polyester Cotton Yarn, Shawls/scarves, etc.

Import of Manmade filaments by Peru covered under chapter 54

Chapter	PRODUCT DESCRIPTION	In US\$ thousand
540233	Textured filament yarn of polyester (excluding that put up for retail sale)	54,749
540769	Woven fabrics of yarn containing >= 85% by weight of mixtures of textured and non-textured . . .	24,787
540219	High-tenacity filament yarn of nylon or other polyamides (excluding sewing thread, yarn put . . .	16,918
540244	Synthetic filament elastomeric yarn, single, untwisted or with a twist of <= 50 turns per metre . . .	15,494
540752	Woven fabrics of yarn containing >= 85% by weight of textured polyester filaments, incl. monofilament . . .	14,567
540761	Woven fabrics of yarn containing >= 85% by weight of non-textured polyester filaments, incl. . . .	12,195
540754	Woven fabrics of yarn containing >= 85% by weight of textured polyester filaments, incl. monofilament . . .	7,049
540720	Woven fabrics of strip or the like, of synthetic filament, incl. monofilament of >= 67 decitex . . .	5,631
540231	Textured filament yarn of nylon or other polyamides, with a linear density of <= 50 tex per . . .	5,513
540742	Woven fabrics of filament yarn containing >= 85% nylon or other polyamides by weight, incl. . . .	5,374

Import of Textiles made out of Manmade Staple Fibres by Peru covered under chapter 55

Chapter	PRODUCT DESCRIPTION	In US\$ thousand
550320	Staple fibres of polyesters, not carded, combed or otherwise processed for spinning	29,699
551614	Woven fabrics containing >= 85% artificial staple fibres by weight, printed	17,465
550953	Yarn containing predominantly, but < 85% polyester staple fibres by weight, mixed principally . . .	16,997
551612	Woven fabrics containing >= 85% artificial staple fibres by weight, dyed	15,236
551011	Single yarn, containing >= 85% artificial staple fibres by weight (excluding sewing thread . . .	9,563
550810	Sewing thread of synthetic staple fibres, whether or not put up for retail sale	8,103
551511	Woven fabrics containing predominantly, but < 85% polyester staple fibres by weight, mixed . . .	8,045
551622	Woven fabrics containing predominantly, but < 85% artificial staple fibres, mixed principally . . .	6,705
550410	Staple fibres of viscose rayon, not carded, combed or otherwise processed for spinning	6,230
550130	Filament tow as specified in Note 1 to chapter 55, acrylic or modacrylic	5,451

Source: ITC

Strategically Located

Peru has an extensive and mega-diverse territory strategically located in the central zone of South America over one of the largest oceans on the Planet. Through the Pacific Ocean, Peru connects with APEC member countries – of which Peru is a member - one of the most important, rich, and growing markets in the world.

Anti Dumping Duties imposed by Peru

Peru has imposed Anti dumping duty on the import of fabrics made out of Polyester Staple Fibre and Viscose Staple Fibre originating from India covered under HS Classification No. 5515.11.00 from 2011. The duties range from US \$ 1.12 to US\$ 2.76 per kg and was imposed on 25th March 2011 for duration for five years. The same has been likely to be retained till an amicable solution is made. In this connection, for smooth trade/exports of PV fabrics to Peru, SRTEPC along with the Government of India has been coordinating for early withdrawal of the existing anti-dumping duties on “Fabrics made out of Poly - Viscose Staple Fibre”.

Export Promotional Initiative of the Council

In view of the scope for further increasing exports of Indian textiles products including Man-made fibre textiles to Peru, the Synthetic and Rayon Textiles Export Promotion Council (SRTEPC) is organizing participation of its Member-companies in “EXPOTEXTIL” during 8th to 11th November, 2018. The Council requests all its member-exporters to take advantage of this excellent opportunity and participate in the Exhibition in big number.

MINISTRY OF COMMERCE & INDUSTRY

DGFT

S. No	Heading No.	Date	Subject	Description	Download the Link
(1)	Notification No. 13/2015-2020	20.06.2018	Amendment in Foreign Trade Policy 2015-20	Amendments made in Paragraph 4.29 (vi) and (vii) relating to Validity & Transferability of DFIA under FTP 2015-20.	http://dgft.gov.in/Exim/2000/NOT/NOT18/Noti%2013%20eng.pdf
(2)	Notification No. 09/2015-2020	28.05.2018	Amendment in the Chapter-1 of FTP 2015-2020.	Paragraph 1.41 is added after Paragraph 1.40 in Chapter 1 (FTP 2015-20) w.e.f. 01.04.2015.	http://dgft.gov.in/Exim/2000/NOT/NOT18/Nsoti%209%20eng.pdf
(3)	Notification No. 08/2015-2020	04.05.2018	Amendment in Para 3.08 (b) of Chapter-3 of FTP 2015-2020.	Provision in Paragraph 3.08 (b) of FTP 2015- 2020 relating to the threshold of earnings has been amended.	http://dgft.gov.in/Exim/2000/NOT/NOT18/Notification%20No.%208%20-English.pdf
(4)	Public Notice No. 18/2015-2020	03.07.2018	Inclusion of additional agencies in Appendix 2G of Appendices & Aayat Niryat Forms of FTP 2015-20.	Additional agencies in Appendix 2G of Appendices and Aayat Niryat Forms of FTP 2015-20 in terms of Para 2.55(d) of HBP 2015-20 have been added in Public Notice with immediate effect..	http://dgft.gov.in/Exim/2000/PN/PN18/PN%2018%20eng.pdf
(5)	Public Notice No. 17/2015-2020	03.07.2018	Introduction of new Para 3.24 in the Chapter 3 of the HBP 2015-20.	Para 3.24 is being added in the Chapter 3 of the HBP 2015-20.	http://dgft.gov.in/Exim/2000/PN/PN18/PN-17%20English.pdf
(6)	Public Notice No. 16/2015-2020	28.06.2018	Amendment in the Para 9.03 of the HBP for Chapter 3 Scrips.	Amendments made in Paragraph 9.03 relating to Supplementary Claims under HBP(2015-2020) for Chapter 3 Scrips.	http://dgft.gov.in/Exim/2000/PN/PN18/PN%2016%20dt.%2028.06.2018-English.pdf
(7)	Public Notice No.14/2015-2020	20.06.2018	Notifying office address of DGFT and its RAs and their jurisdiction and Private SEZs of Appendix 1A of FTP , 2015-20.	Amendments made in the office address of DGFT and its Regional Authorities and their Jurisdiction and Private SEZs of Appendix 1A of Foreign Trade Policy, 2015-20.	http://dgft.gov.in/Exim/2000/PN/PN18/PN%2014%20eng.pdf
(8)	Policy Circular No. 09/2015-2020	09.07.2018	Clarification on acceptance of any copy of Shipping Bill in lieu of EP copy of Shipping Bill for grant of EODC of Advance Authorisation.	It has been decided that exporter should have option to furnish self-certified copy of any copy of shipping bill i.e. Exporter copy/EP Copy/CHA copy/ Exchange Control Copy of shipping bill along with application for EODC in ANF-4F where exports were made on or after 23.11.2016.	http://dgft.gov.in/Exim/2000/CIR/CIR18/POLICY%20CIRCULAR%209.pdf
(9)	Trade Notice No. 18	20.06.2018	Submission of application seeking authorization for import/export of restricted items through e-mail.	W.e.f. 21.06.2018, applicants seeking import/ export license from DGFT for "restricted" items having paid the applicable fees will submit online application to the concerned jurisdictional authority and send their application to either import-dgft@nic.in or export-dgft@nic.in .	http://dgft.gov.in/Exim/2000/TN/TN18/Trade%20Notice%2018.pdf

MINISTRY OF FINANCE

CBEC – CUSTOMS

S. No	Heading No.	Date	Subject	Description	Download the Link
(1)	Notification No. 50/2018-Cus (T)	30.06.2018	Seeks to provide tariff concession to the goods of the description specified in column (3) of the Table falling under the Chapter.	CBIC has exempted the goods of the description specified in column (3) of the Table falling under the Chapter, Heading No., Sub- Heading. or tariff item of the First Schedule to the Customs Tariff Act, 1975 and specified in the Corresponding entry in column (2) of the said Table.	http://www.cbic.gov.in/htdocs-cbec/customs/cs-act/notifications/notfns-2018/cs-tarr2018/cs50-2018-new.pdf
(2)	Notification No. 61/2018-Cus (NT)	11.07.2018	Amendment to notification no. 12/97-Customs (NT) dated 2nd April, 1997	In the Table, against serial number 4 relating to the State of Gujarat, after item (xiii) and the entries relating thereto, in columns (3) and (4), the following item and the entries shall respectively be inserted,	http://www.cbic.gov.in/htdocs-cbec/customs/cs-act/notifications/notfns-2018/cs-nt2018/cstnt61-2018-new.pdf

(3)	Notification No. 60/2018-Cus (NT)	05.07.2018	Exchange Rates Notification No.60/2018-Customs (NT) dated 05.07.2018	CBEC notifies the exchange rate of conversion of each of the foreign currencies into Indian currency or vice versa relating to import and export of goods. w.e.f. 06.07.2018.	http://www.cbic.gov.in/resources/htdocs-cbec/customs/cs-act/notifications/notfns-2018/cs-nt2018/csnt60-2018.pdf ; jsessionid=F5295AA248 B83521 C068E6D3CDF13A35
(4)	Notification No. 59/2018-Cus (NT)	05.07.2018	Seeks to amend the Rules of Determination of Origin of Goods under the Asia-Pacific Trade Agreement, (formerly known as the Bangkok Agreement) Rules, 2006.	These rules may be called the Rules of Determination of Origin of Goods under the Asia-Pacific Trade Agreement (formerly known as the Bangkok Agreement) Amendment Rules, 2018 and shall come into force on the 01 st day of July, 2018.	http://www.cbic.gov.in/htdocs-cbec/customs/cs-act/notifications/notfns-2018/cs-nt2018/csnt59-2018.pdf
(5)	Notification No. 55/2018-Cus (NT)	21.06.2018	Exchange Rates Custom(NT) dated 21.06.2018	CBEC notifies the exchange rate of conversion of each of the foreign currencies into Indian currency or vice versa relating to import and export of goods. w.e.f. 22.06.2018.	http://www.cbic.gov.in/resources/htdocs-cbec/customs/cs-act/notifications/notfns-2018/cs-nt2018/csnt55-2018.pdf
(6)	Notification No. 54/2018-Cus (NT)	19.06.2018	Exchange Rates Custom(NT) dated 19.06.2018	CBEC notifies the exchange rate of conversion of each of the foreign currencies into Indian currency or vice versa relating to import and export of goods. w.e.f. 20.06.2018.	http://www.cbic.gov.in/htdocs-cbec/customs/cs-act/notifications/notfns-2018/cs-nt2018/csnt54-2018.pdf
(7)	Notification No. 52/2018-Cus (NT)	13.06.2018	Amendment to Notification no. 62/94-Customs (N.T.) dtd 21.11.1994 notifying Karanja Terminal u/s 7(a) of Customs Act, 1962 for unloading of imported goods and loading of export goods or any class of goods.	In the Table, against serial number 8 relating to the State of Maharashtra, in column (3) and (4), after item (17) and the entries relating thereto, the following item and entries shall be inserted,	http://www.cbic.gov.in/resources/htdocs-cbec/customs/cs-act/notifications/notfns-2018/cs-nt2018/csnt52-2018.pdf ; jsessionid = C893E79C29F092784 F 1D1BBE3EBFD61B
(8)	Notification No. 35/2018-Cus (ADD)	09.07.2018	Seeks to impose definitive anti-dumping duty on imports of "High Tenacity Polyester Yarn(HTPY)" from China PR.	Anti-dumping duty has been imposed on imports of "High Tenacity Polyester Yarn (HTPY)" from People's Republic of China falling under Sub- Heading No. 54022090.	http://www.cbic.gov.in/htdocs-cbec/customs/cs-act/notifications/notfns-2018/cs-add2018/csadd35-2018.pdf
(9)	Circular No. 19/2018	18.06.2018	Electronic sealing-deposit in and removal of goods from Customs Bonded warehouse	Procedure has been provided for removal of warehoused goods from one warehouse to another and from a warehouse to custom station for export.	http://www.cbic.gov.in/htdocs-cbec/customs/cs-circulars/cs-circulars-2018/circ19-2018cs.pdf

SAHAR AIR CARGO CUSTOMS

S. No	Heading No.	Date	Subject	Description	Download the Link
(1)	Public Notice No. 76/2015-2020	25.06.201	Dispensing with the procedure of submission of Hard Copy of the Bills of Entry to the Custodian for delivery of the Import Cargo	To further facilitate clearance of import consignments, henceforth, Customs has dispensed with the procedure of submission of Hard Copy of the Bills of Entry to the Custodian for delivery of the Import Cargo.	http://accmumbai.gov.in/aircargo/miscellaneous/public_notices/2018/NewDoc2018-06-05_16.pdf
(2)	Public Notice No. 75/2018-19	18.06.201	Increase in the validity period of Chapter 3 Scrips- clarification	Members may kindly contact the Deputy/ Assistant Commissioner in charge of Appraising Main (Export) at appraisingmainexport@gmail.com / 26816649.	http://accmumbai.gov.in/aircargo/miscellaneous/public_notices/2018/New%20Doc%202018-06-22_2.pdf

JAWAHARLAL NEHRU CUSTOM HOUSE

S. No	Heading No.	Date	Subject	Description	Download the Link
(1)	Public Notice No. 104/2018	29.06.2018	Clarification regarding discontinuation of Scanning of Import Dockets at DMS	It has been decided to discontinue with DMS with regard to Import Dockets. Hence, the DMS coupons (worth ₹ 16/-) is no more required to be purchased and affixed to the Import Dockets.	http://www.jawaharcustoms.gov.in/pdf/PN-2018/PN_104.pdf

(2)	Public Notice No. 103/2018	27.06.2018	Revised instructions for registration/ change in AD Code and bank account details	Revised instructions have been prescribed for registration/change in AD Code and bank account details.	http://www.jawaharcustoms.gov.in/pdf/PN-2018/PN_103.pdf
(3)	Public Notice No. 102/2018	25.06.2018	Carriage of loaded/empty containers from one Indian Port to another gateway port in coastal vessels	It has been decided to simplify and streamline the procedure for clearance of coastal goods through exclusive coastal vessels.	http://www.jawaharcustoms.gov.in/pdf/PN-2018/PN_102.pdf
(4)	Public Notice No. 101/2018	20.06.2018	Authorized Economic Operator (AEO) programme-Appointment of Client Relationship Manager (CRM) within the jurisdiction of Chief Commissioner of Customs, Mumbai- II	An officer is appointed as Client Relationship Manager (CRM) within the jurisdiction of Chief Commissioner of Customs, Mumbai-II.	http://www.jawaharcustoms.gov.in/pdf/PN-2018/PN_101.pdf
(5)	Public Notice No. 100/2018	15.06.2018	Revised instruction for stuffing and sealing of reefer containers	Procedure is prescribed In respect of factory stuffed and sealed refrigerated containers sought to be exported through JNCH Port.	http://www.jawaharcustoms.gov.in/pdf/PN-2018/PN_100.pdf
(6)	Public Notice No. 99/2018	14.06.2018	Sanction of pending IGST refund claims where the records have not been transmitted from the GSTN to DG Systems and other pending claims	The period of the said IGST Refund clearance drive has been extended upto 16 th June, 2018.	http://www.jawaharcustoms.gov.in/pdf/PN-2018/PN_099.pdf

GST RELATED NOTIFICATIONS

CENTRAL TAX NOTIFICATIONS

<http://www.cbic.gov.in/htdocs-cbec/gst/central-tax-notfns-2017>

Notification No./ Date	Subject
29/2018-Central Tax, dt. 06-07-2018	Seek to make amendments (Seventh Amendment, 2018) to the CGST Rules, 2017
28/2018-Central Tax, dt. 19-06-2018	Notification issued for amending the CGST Rules, 2017
27/2018-Central Tax, dt. 13-06-2018	Seeks to specify goods which may be disposed off by the proper officer after its seizure.

CENTRAL TAX (RATE) NOTIFICATIONS

<http://www.cbic.gov.in/htdocs-cbec/gst/central-tax-rate-notfns-2017>

Notification No. & Date	Subject
12/2018-Central Tax (Rate) ,dt. 29-06-2018	Seeks to exempt payment of tax under section 9(4) of the CGST Act, 2017 till 30.09.2018.

INTEGRATED TAX (RATE) NOTIFICATIONS

<http://www.cbic.gov.in/htdocs-cbec/gst/integrated-tax-rate-2017>

Notification No. & Date	Subject
13/2018-Integrated Tax (Rate), dt. 29-06-2018	Seeks to exempt payment of tax under section 5(4) of the IGST Act, 2017 till 30.09.2018.

UNION TERRITORY TAX (RATE) NOTIFICATIONS

<http://www.cbic.gov.in/htdocs-cbec/gst/union-territory-tax-rate-2017>

Notification No. & Date	Subject
12/2018-Union Territory tax (rate), dt. 29-06-2018	Seeks to exempt payment of tax under section 7(4) of the UT GST Act, 2017 till 30.09.2018.

CIRCULARS/ ORDERS

<http://www.cbic.gov.in/htdocs-cbec/gst/cgst-circ-idx-2017>

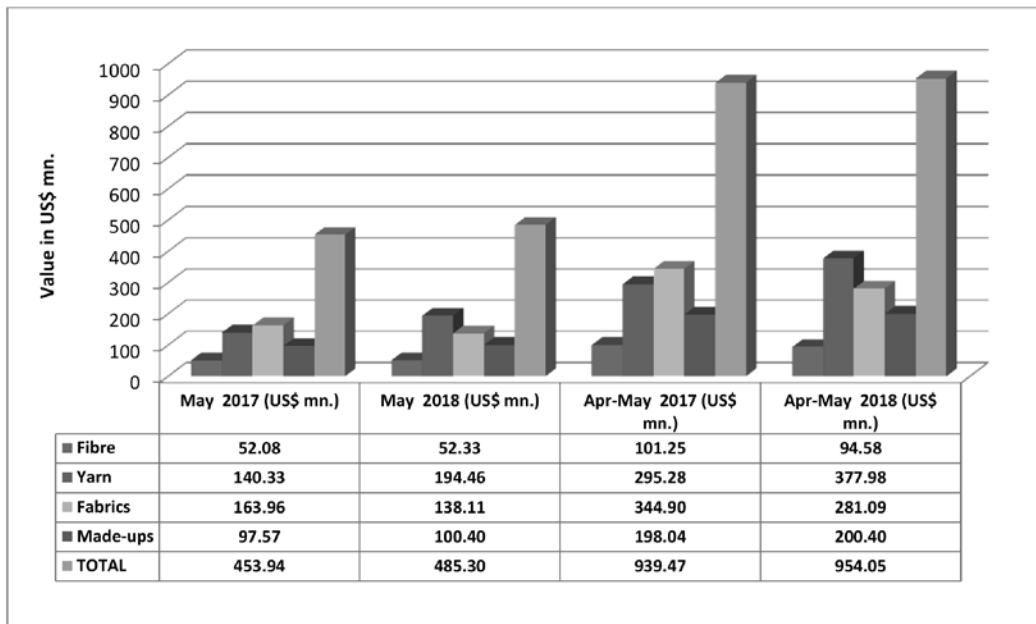
Circular No.& Date	Subject
49/2018 dt. 21-06-2018	Seeks to modify Circular No. 41/15/2018-GST

POSITIVE GROWTH IN EXPORTS OF INDIAN MAN-MADE FIBRE TEXTILES DURING APRIL – MAY 2018

Cumulative exports of Indian MMF textiles during April-May 2018 have increased in value terms to US\$ 954.05 million from US\$ 939.47 million during the same period of the previous year accounting for a growth of 1.55%. However, fabrics and fibre segments have shown negative performance during the period with a decline of 18.5% and 6.59% respectively. The positive growth was mainly because of robust performance shown by the yarn segment with a positive contribution of the made-ups segment witnessing a positive growth of 28.01% and 1.19% respectively.

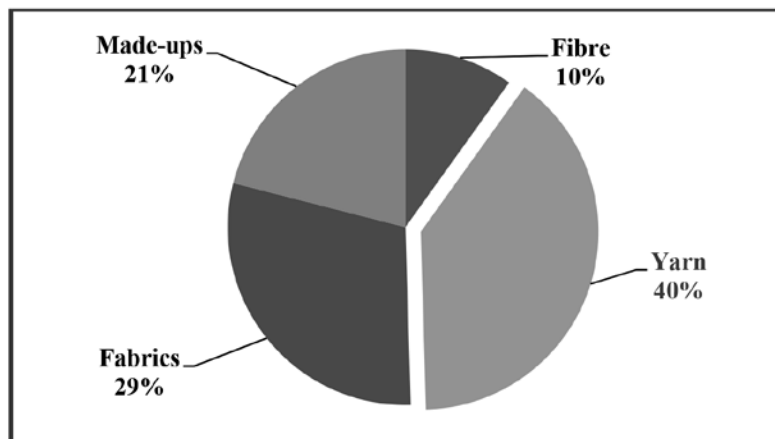
Commodity	May 2017	May 2018	%Growth	Apr-May 2017	Apr-May 2018	%Growth
Fibre	52.08	52.33	0.48	101.25	94.58	-6.59
Yarn	140.33	194.46	38.57	295.28	377.98	28.01
Fabrics	163.96	138.11	-15.77	344.90	281.09	-18.50
Made-ups	97.57	100.40	2.90	198.04	200.40	1.19
TOTAL	453.94	485.30	6.91	939.47	954.05	1.55

Source: DGCI&S, Ministry of Commerce & Industry, GOI



PRODUCT SHARE

During April-May 2018, dominant products in the Indian MMF textiles export basket were Yarn accounting for a share of 40% followed by fabrics 29%, made-ups 21% and fibre 10%.



FIBRE

Manmade Fibre exports from India declined by 6.59% during the first two month of 2018 - 19 as compared to the same period of the previous year. Exports of viscose staple fibre dipped 37.27%. However, polyester staple fibre showed about 28% growth in exports followed by acrylic/modacrylic and staple fibres of polypropylene with growths 5.54% and 4.68% respectively.

Value in US\$ mn.

S.N.	Fibre	May 2017	May 2018	%Growth	Apr-May 2017	Apr-May 2018	%Growth
1	Staple fibres of polyester	18.40	25.19	36.90	41.90	53.57	27.85
2	Viscose rayon staple fibres	27.19	19.37	-28.76	50.42	31.63	-37.27
3	Fibre of acrylic/modacrylic, crd/cmbd	5.60	6.73	20.18	6.86	7.24	5.54
4	Staple fibres of polypropylene nt crd/cmbd	0.70	0.84	20.00	1.71	1.79	4.68
5	Others	0.19	0.20	5.26	0.36	0.35	-2.78
	Total	52.08	52.33	0.48	101.25	94.58	-6.59

YARN

In the yarn segment, there is an encouraging growth of 28% during the April – May period 2018 as compared to the same period of the previous year. Polyester textured yarn was the main item in the yarn segment with exports of US\$ 156.29 mn. followed by Polyester cotton yarn with US\$ 33.51 mn, Polyester viscose US\$ 24.86 mn. The 16 major MMF yarns with their performance during April-May 2018 are given in the table below.

Value in US\$ Mn

S.N.	HS Code	Yarn	May 2017	May 2018	%Growth	Apr-May 2017	Apr-May 2018	%Growth
1	54023300	Textured yarn of polyesters	51.75	79.06	52.76	117.37	156.29	33.16
2	55095300	Other yarn of polyester staple fibres mixed mainly/solely with cotton	12.76	16.98	33.07	24.96	33.51	34.27
3	55095100	Othr yarn of polyester staple fibres mixed mainly/solely with artificial staple fibres	8.94	12.93	44.65	16.13	24.86	54.1
4	54026200	Othr yarn of polyesters, multi or cable	8.98	10.78	20.06	18.51	22.24	20.16
5	54024600	Yarn of polyester, partly or not, untwisted or with a twist <= 50 turns per mtr, single	10.36	11.37	9.72	22.14	21.5	-2.91
6	55092200	Multiple(folded)/cabled yarn containing 85% or more by wt of polyester staple fibres	5.19	6.79	30.91	11.38	13.77	21.06
7	54024700	Yarn of other polyester, single untwisted/a twist <= 50 turns per mtr	3.56	5.4	51.66	5.99	11.61	93.91
8	56074900	Othr cordage etc of polyethylene/polypropylene	3.99	5.9	47.81	8.52	11.33	33.01
9	55092100	Single yarn containing 85% or more by wt of polyester staple fibres	2.9	4.95	70.63	5.58	8.97	60.87
10	55095900	Other yarn of polyester staple fibres	3.21	4.09	27.7	6.39	7.37	15.38
11	55101110	Viscose rayon spun yarn	2.52	4.08	61.78	5.5	6.38	15.84
12	55101210	Viscose rayon spun yarn	2.78	2.95	6.06	5.58	5.45	-2.28
13	55093200	Multiple(folded)/cabled yarn containing >= 85% of acrylic/modacrylic staple fibres	2.69	2.74	2.11	5.62	5.25	-6.48

S.N.	HS Code	Yarn	May 2017	May 2018	%Growth	Apr-May 2017	Apr-May 2018	%Growth
14	54033100	Othr yarn of viscose rayon,sngl,untwstd/ with a twist nt excdng 120 turns per metre	1.93	2.4	24.61	3.95	4.41	11.49
15	55095200	Other yarn of polystr stple fibrs mixed mainly/solely with wool/fine animal hair	1.61	2.04	26.23	3.38	4.23	25.26
16	54024400	Elastomeric	0.14	1.09	660.54	0.16	2.19	1,270.43

FABRICS

Exports of Indian MMF fabrics witnessed 18.5% decline during April – May 2018 as compared to the same period of the previous year. Fabrics exports were US\$ 281.09 mn. during the first 2 months of 2018-19 against US\$ 344.90 mn. of the same period of the previous year. Polyester – viscose woven fabrics was the main item in fabrics segment with exports of US\$ 32.69 mn. during the observed period followed by woven fabrics of synthetic filament dyed. Export performance of other 14 major MMF fabrics items are given in the below table with HS Code at 8 digit level.

Value in US\$ Mn

S.N.	HS Code	Commodity	May 2017	May 2018	% Growth	Apr-May 2017	Apr-May 2018	%Growth
1	55151130	Fbrc of polstr,mxd wth viscos ryon,dyed	13.53	16.56	22.38	31.62	32.69	3.4
2	54077200	Woven fabrics,cntng 85% or more by wt of othr synthetic filaments, dyed	3.2	8.17	155.78	6.4	20.01	212.52
3	55151190	Fbrc of polstr,mxd wth viscos ryon,othrs	10.31	7.97	-22.62	21.64	15.5	-28.35
4	54072090	Othr wven fbrcs from strip/the like	7.1	6.81	-4.11	13.8	13.08	-5.27
5	56031200	Man-made filmnt wghng>25g /sqm	4.35	4.66	7.31	8.58	9.93	15.75
6	54071039	Othr dyed polyester fabrcs	3.83	4.48	16.96	9.48	8.36	-11.86
7	54075240	Polyester sarees	6.44	4.17	-35.19	11.96	8.16	-31.79
8	54077400	Woven fabrics cntng 85% or more by wt of othr synthetic filaments, printed	3.32	3.4	2.22	7.08	7.67	8.33
9	55151230	Fbrc of polstr,mxd wth man-made filmnt, dyed	6.09	3.28	-46.06	13.88	7.44	-46.41
10	54075290	Others	5.2	3.49	-32.89	10.95	7.25	-33.81
11	54072030	Dyed wven fbrcs from strip/the like	2.37	3.74	57.93	4.78	7.24	51.37
12	54075490	Others	2.89	3.15	8.85	6.19	7.09	14.54
13	54079200	Other synthtic woven fabrics,dyed	3.48	3.21	-7.8	7.37	6.96	-5.65
14	54075210	Polyester shirtings	3.05	3.12	2.19	6.34	6.41	1.08
15	55151330	Fbrc of polstr,mxd wth wool/fine animal hair, dyed	2.91	3.26	12.09	7.63	5.93	-22.24
16	54078290	Others	1.45	2.81	94.54	3.27	4.86	48.6

MADE-UPS

Made-ups segment is one of the main value-added segments in the textile industry. Exports of Indian MMF Made-ups witnessed a growth of 1.19% during April – May 2018 as compared to the same period of the previous year. In Made-ups, exports of Bulk Containers was the

leading item with exports worth US\$ 110 mn. followed by Shawls/Scarves and Muffler worth US\$ 11.02 mn and US\$ 7.22 mn respectively. The 15 major MMF made-ups with their export performance during April-May 2018 are given in the table below.

Value in US\$ Mn

S.N.	HS Code	Commodity	May 2017	May 2018	%Growth	Apr-May 2017	Apr-May 2018	% Growth
1	63053200	Flexible intermediate bulk containers of man made textile materials	39	53.89	38.17	79.49	110.1	38.51
2	62149060	Shawls muffelers etc of manmade fibre	14.77	5.09	-65.51	29.21	11.02	-62.28
3	62143000	Shwls,scrvs,mufflers etc of synthtc fbrs	7.08	4.4	-37.9	13.96	7.22	-48.26
4	61171040	Shwl, scrv, muflr etc of man-made fibres	3.76	4.08	8.43	5.12	6.7	30.94
5	63041930	Bedsheets and bed covers of man-made fibres	0.7	2.62	272.7	2.51	5.71	126.98
6	56081190	Made up fishing nets othr than nylon	2.32	2.51	8.15	4.77	4.84	1.67
7	56081110	Made up fishing nets of nylon	1.42	2.32	63.99	4.01	4.78	18.99
8	63014000	Blankets(other than electric blankets) and travelling rugs,of synthetic fibres	2.75	2.46	-10.66	5.19	4.62	-11.05
9	63049300	Other furnishing articles of synthetic fibres,not knitted or crocheted	1.18	0.96	-18.76	2.16	2.21	2.3
10	63022200	Printed bed linen of man-made fibres	1.57	0.7	-55.42	3.22	2.1	-34.79
11	63023200	Othr bed linen of man-made fibres	0.52	0.73	42.17	1.06	1.59	49.61
12	62144000	Shwls scrvs,mufflrs etc of artificial fbrs	0.94	0.81	-13.5	1.63	1.37	-15.55
13	63079013	Drss materials of man-made fibres,hnd prntd	1.29	0.52	-59.69	2.02	1.27	-37.05
14	63053900	Sacks and bags of other man-made txtl matrls	0.21	0.86	309.05	0.45	1.23	172.95
15	63071020	Floor-cloth and the like of manmade fibre	0.37	0.38	4.49	0.86	0.98	14

LEADING MARKETS

Significant exports of Indian MMF textile products were directed to nearly 130 countries across the world. Turkey has emerged as the leading market for exports of Indian MMF textile products during April-May 2018 with a growth of nearly 39% as compared to the same period of the previous year.

Value in US\$ Mn

S.No.	Country	May 2017	May 2018	%Growth	Apr-May 2017	Apr-May 2018	%Growth
1	TURKEY	34.50	52.78	52.99	76.17	105.80	38.90
2	BANGLADESH PR	37.96	26	-31.51	87.13	62.54	-28.22
3	BRAZIL	24.38	28.44	16.65	50.87	54.53	7.19
4	U S A	23.21	22.06	-4.95	44.74	43.67	-2.39
5	U ARAB EMTS	21.83	16.29	-25.38	42.32	33.38	-21.12
6	EGYPT A RP	8.06	13.3	65.01	17.22	26.18	52.03
7	VIETNAM SOC REP	5.98	7.81	30.60	12.78	15.44	20.81

S.No.	Country	May 2017	May 2018	%Growth	Apr-May 2017	Apr-May 2018	%Growth
8	MOROCCO	5.43	6.7	23.39	10.5	13.38	27.43
9	NEPAL	2.56	7.37	187.89	7.13	13.36	87.38
10	U K	5.76	6.54	13.54	11.01	12.94	17.53
11	MEXICO	4.44	6.8	53.15	10.4	12.82	23.27
12	KOREA RP	4.17	6.4	53.48	8.62	12.07	40.02
13	SRI LANKA DSR	8.98	6.26	-30.29	17.23	11.91	-30.88
14	CHINA P RP	7.45	8.59	15.30	10.45	11.42	9.28
15	INDONESIA	4.27	4.56	6.79	8.55	11.21	31.11
16	COLOMBIA	2.55	6.42	151.76	6.65	11.15	67.67
17	PORTUGAL	2.29	5.26	129.69	4.95	10.3	108.08
18	THAILAND	2.47	4.31	74.49	6.43	8.2	27.53

Exports to Turkey were US\$ 105.80 mn. followed by Bangladesh US\$ 62.54 mn., Brazil US\$ 54.53 mn., USA US\$ 43.67 mn. Exports to Turkey have been propelled due to growth in yarn import from India. Other markets which showed substantial turnaround for exports of Indian MMF textile products during April-May 2018 are Egypt (52%), Vietnam (21%), Morocco (27%), Nepal (87%), Mexico (23%), Korea (40%), Portugal (108%), etc.

SRTEPC's forthcoming Mega Export Promotional Programme "SOURCE INDIA" in Surat is going to give further boosts on our exports to these markets as leading buyers from these markets are visiting the Event to clinch profitable business. Also, improving economic stability in EU region, positive currency scenario in the Latin American economies, etc. and domestically, familiarity with the GST system by the industry, simplification of GST procedures by the Government coupled with ease of doing business initiatives are likely to have positive impact on exports in the coming quarters.

ATTENTION : MEMBERS

Renewal of Membership for the year 2018-19

Kindly refer to the Council's letter No. Secy/Mem/2037 dated 21st March 2018 and the Subscription memo along with the Circular in this regard.

As already informed, non-payment of Membership Subscription will lead to discontinuation of Membership as well as cancellation of the Registration-cum-Membership Certificate (RCMC) issued to you.

In view of the above, members who have not yet sent the renewal fee are requested to send the Membership Subscription Fee for the year 2018-19 at the earliest.

The annual membership fee is as follows :

For SSI Units : ₹ 8,201/- (including GST charge @ 18%)

For others : ₹ 12,331/- (including GST charge @ 18%)

We would also like to inform members that the Council has made arrangements for online renewal of membership as well as online issuance of RCMC w.e.f. 1st April 2018. Members may renew their membership online through Council's website www.sртеpc.in. Please note that your company IEC code is your user code and you click on 'forgot password', you will receive your login details on your registered e-mail id, which will enable you to access your RCMC account online.

Annual import-export data of various countries

NEW

Financial Analysis of Brands & Retailers

Non-tariff barriers in major countries

Government notifications

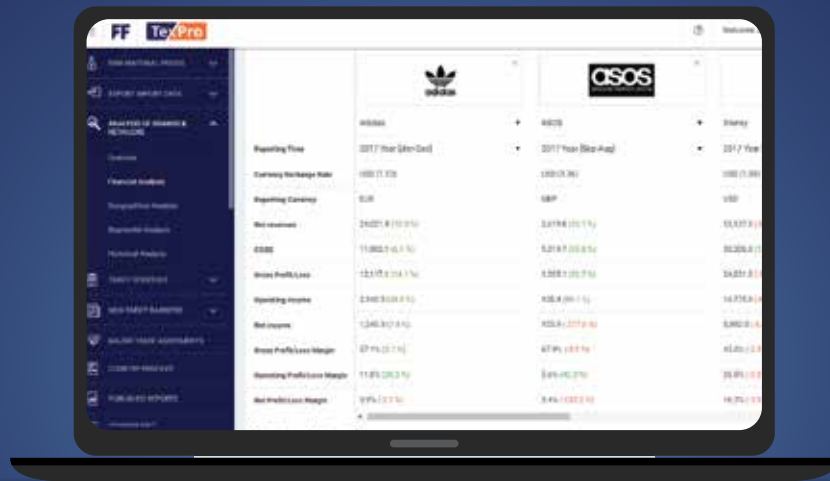
Existing tariff rates

Country Profiling of emerging countries

Raw material prices of textile products

Published reports

Trade Agreements



A unique user interface service to help you energize your textile business
TexPro Makes It Simple to Access



Take A Tour



THE SOUTHERN GUJARAT CHAMBER OF COMMERCE & INDUSTRY
&
SOUTHERN GUJARAT CHAMBER TRADE AND INDUSTRIES DEVELOPMENT CENTRE



YARN EXPO
An International Trade Show & Conclave
4-5-6 AUGUST 2018

VENUE
 **SIECC**

Off Sachin Magdalla Highway, Nr. Khajod Chokdi,
Sarsana, Surat - 395017, (Guj) India.

Powered by



Platinum Sponsor



Diamond Sponsor



Gold Sponsors



Silver Sponsor



Timing : 10am to 6pm | For Further Details Contact : Ph : 0261 - 2291156. M: +91 72111 73116

Sri Lanka: The Global Sourcing Hub of South Asia



FIEO India Pavilion
under MAI Scheme

@



4th Edition

Yarns • Apparel Fabrics • Denims • Accessories
GATEWAY TO SOUTH ASIA & BEYOND

14 | 15 | 16
NOVEMBER

BMICH (Sirimavo
Bandaranaike
Exhibition Centre),
COLOMBO

www.intexfair.com

**Avail Subsidised Participation Cost
on Limited Booths Only
Book Your Booth Today!**



Show Highlights



250+ Exhibitors



Fashion Fiesta



Trends Zone



20+ Countries & Regions



Interactive Forums



Buyers from South Asia & Beyond

Participating Countries

Bangladesh • China • Hong Kong • India • Indonesia • Korea • Pakistan • Sri Lanka • Thailand • Taiwan • Turkey • Vietnam • and many more...

To exhibit, contact: Ajay Kumar @ +91 9323360992 | Marian F. @ +91 8007525035 | E-mail: intexfair@worldexindia.com

Organised by
WORLDDEX
Exhibition & Promotion Pvt. Ltd.
GATEWAY TO GLOBAL TRADE
Mumbai | New Delhi

Endorsed by
Ministry of Industry and Commerce
Sri Lanka

In Association with
Sri Lanka Export Development Board
Sri Lanka Apparel Manufacturers Association
FCCISL
National Chamber of Commerce and Industry Sri Lanka

Industry Partners
FIEO
Sri Lanka Textile Federation

Media Partners
ROMANIA
SBF
ASIAN MANUFACTURERS
CREATIVE SOURCE

Supported by
SIFA
SLASA
FAAMA
FTZMA

FAAMA
FTZMA

CITI
TEA

CMAI
Telmias

Pavilion Partner
Bgroup
Turkey and Pakistan

FASHION
JapanPro
Textile Focus
RMG TIMES
INTIMO

Download the App

Follow us on:

SRTEPC'S Services to Indian Exporters



- Introduces Exporters to appropriate Overseas Buyers
- Provides up-to-date information and identifies potential markets for them
- Organises Export Promotion Programmes like Trade Fairs/Exhibitions, Buyer-Seller Meets in various overseas markets.
- Organising Reverse Buyer Seller Meets every year by which the overseas buyers are brought to India to discuss business with members
- Provides Grant for Market Access Initiative subsidy towards airfare for participation in promotional programmes like Exhibition/Fairs abroad (Member of the Council for the last year one year is a must)
- Conducts Workshops, Seminars to keep exporters abreast of latest development in policy/procedural matters, international trends, marketing strategies, government schemes, etc.
- Assist the exporters on Import-Export Policy and Procedures
- Resolve their problems about shipping and transport
- Maintain liaison with the Government authorities to convey the requirements of the industry and trade and help to bring about appropriate policy changes.
- Facilitates free display of samples at Council's Trade Centre in Mumbai and Surat frequented by overseas buyers and Trade Delegations
- Resolves problems of members connected with DGFT, Customs/Central Excise, GST, ROSL, Duty Drawback, Banking, ECGC, etc.
- Provides information on the trends for product development and adaptation to suit the overseas market requirements
- Issues export turnover certificates and certificate of origin.
- Visa facilitation to visit specified markets to discuss business with their target customers.
- Publication of Newsletter and regular circulars/letters to keep them aware of the activities of the Council and trade information.
- Collection and dissemination of Industry / Trade statistics to help members make their export strategy for export.
- Dissemination of information on foreign markets/emerging trends and trade enquiries
- Make them aware about different Anti Dumping duties as applicable in respective markets. From time to time also inform them about Sunset Reviews and give them timely information on questionnaire to be filled in, etc.
- Forex updates on WhatsApp.

If undelivered, return to:

The Synthetic & Rayon Textiles Export Promotion Council
Resham Bhavan, 78, Veer Nariman Road, Mumbai - 400 020.