



(1)(a) STATEMENT SHOWING SHAREHOLDING PATTERN IN CLAUSE-35

NAME OF THE COMPANY: TALBROS AUTOMOTIVE COMPONENTS LTD		Name of the Scrip:	
SCRIP CODE:	505160		
Class of Security:			
QUARTER ENDED:	31/12/2013		
Partly paid-up shares		As a % of total no. of partly paid-up shares	As a % of total no. of shares of the Company.
Held by promoter/promoter group	0	0	0
Held by Public	0	0	0
<b>Total:</b>	<b>0</b>	<b>0</b>	<b>0</b>
Outstanding convertible securities:			As a % of total no. of shares of the Company assuming full conversion of the convertible securities
Held by promoter/promoter group	0	0	0
Held by Public	0	0	0
<b>Total:</b>	<b>0</b>	<b>0</b>	<b>0</b>
Warrants:			As a % of total no. of shares of the Company, assuming full conversion of warrants
Held by promoter/promoter group	0	0	0
Held by Public	0	0	0
<b>Total:</b>	<b>0</b>	<b>0</b>	<b>0</b>
<b>Total paid-up capital of the Company, assuming full conversion of warrants and convertible securities</b>	<b>12345630</b>	<b>0</b>	<b>100.00</b>




STATEMENT SHOWING SHAREHOLDING PATTERN IN CLAUSE-35  
 NAME OF THE COMPANY: TALBROS AUTOMOTIVE COMPONENTS LTD  
 QUARTER ENDED : 31/12/2013


CATEGORY CODE	CATEGORY OF SHAREHOLDER (ii)	NO OF SHAREHOLDERS (iii)	TOTAL NUMBER OF SHARES (iv)	NO OF SHARES HELD IN DEMATERIALIZED FORM (v)	TOTAL SHAREHOLDING AS A % OF TOTAL NO OF SHARES		SHARES PLEDGE OR OTHERWISE ENCUMBERED		
					AS a PERCENTAGE of (A+B) (vi)	As a PERCENTAGE of (A+B+C) (vii)	NUMBER OF SHARES (viii)	AS a PERCENTAGE (ix)=(viii)/(iv)*100	
(A)	PROMOTER AND PROMOTER GROUP								
(1)	INDIAN								
(a)	Individual /HUF	5	1745048	1745048	14.13	14.13	0	0.00	0.00
(b)	Central Government/State Government(s)	0	0	0	0.00	0.00	0	0.00	0.00
(c)	Bodies Corporate	3	2730258	2730258	22.12	22.12	0	0.00	0.00
(d)	Financial Institutions / Banks	0	0	0	0.00	0.00	0	0.00	0.00
(e)	Others	12	1269022	1269022	10.28	10.28	0	0.00	0.00
	<b>Sub-Total A(1) :</b>	<b>20</b>	<b>5744328</b>	<b>5744328</b>	<b>46.53</b>	<b>46.53</b>	<b>0</b>	<b>0.00</b>	<b>0.00</b>
(2)	FOREIGN								
(a)	Individuals (NRIs/Foreign Individuals)	0	0	0	0.00	0.00	0	0.00	0.00
(b)	Bodies Corporate	0	0	0	0.00	0.00	0	0.00	0.00
(c)	Institutions	0	0	0	0.00	0.00	0	0.00	0.00
(d)	Qualified Foreign Investor	0	0	0	0.00	0.00	0	0.00	0.00
(e)	Others	0	0	0	0.00	0.00	0	0.00	0.00
	<b>Sub-Total A(2) :</b>	<b>0</b>	<b>0</b>	<b>0</b>	<b>0.00</b>	<b>0.00</b>	<b>0</b>	<b>0.00</b>	<b>0.00</b>
	<b>Total A=A(1)+A(2)</b>	<b>20</b>	<b>5744328</b>	<b>5744328</b>	<b>46.53</b>	<b>46.53</b>	<b>0</b>	<b>0.00</b>	<b>0.00</b>
(B)	PUBLIC SHAREHOLDING								
(1)	INSTITUTIONS								
(a)	Mutual Funds /UTI	0	0	0	0.00	0.00	0	0.00	0.00
(b)	Financial Institutions /Banks	5	43357	43357	0.37	0.37	0	0.00	0.00
(c)	Central Government / State Government(s)	0	0	0	0.00	0.00	0	0.00	0.00
(d)	Venture Capital Funds	0	0	0	0.00	0.00	0	0.00	0.00
(e)	Insurance Companies	2	250000	250000	2.03	2.03	0	0.00	0.00
(f)	Foreign-Institutional Investors	1	415000	415000	3.36	3.36	0	0.00	0.00
(g)	Foreign Venture Capital Investors	0	0	0	0.00	0.00	0	0.00	0.00
(h)	Qualified Foreign Investor	0	0	0	0.00	0.00	0	0.00	0.00
(i)	Others	0	0	0	0.00	0.00	0	0.00	0.00
	<b>Sub-Total B(1) :</b>	<b>8</b>	<b>710357</b>	<b>708607</b>	<b>5.75</b>	<b>5.75</b>	<b>0</b>	<b>0.00</b>	<b>0.00</b>
(2)	NON-INSTITUTIONS								




CATEGORY CODE	CATEGORY OF SHAREHOLDER	NO OF SHAREHOLDERS (iii)	TOTAL NUMBER OF SHARES (iv)	NO OF SHARES HELD IN DEMATERIALIZED FORM (v)	TOTAL SHAREHOLDING AS A % OF TOTAL NO OF SHARES		SHARES PLEDGE OR OTHERWISE ENCUMBERED	
					AS a PERCENTAGE of (A+B) (vi)	As a PERCENTAGE of (A+B+C) (vii)	NUMBER OF SHARES (viii)	AS a PERCENTAGE (ix)=(viii)/(iv)*100
(i)	(ii)							
(a)	Bodies Corporate	324	1460660	1420553	11.83	11.83		
(b)	Individuals							
	(i) Individuals holding nominal share capital upto Rs.1 lakh	17390	2412080	2062773	19.54	19.54		
	(ii) Individuals holding nominal share capital in excess of Rs.1 lakh	31	1573916	1573916	12.75	12.75		
(c)	Others							
	NON RESIDENT INDIANS	114	84320	42645	0.68	0.68		
	OVERSEAS CORPORATE BODIES	2	287000	0	2.32	2.32		
	F C B	2	39827	0	0.32	0.32		
	CLEARING MEMBERS	15	5680	5680	0.05	0.05		
	TRUSTS	2	27462	27462	0.22	0.22		
(d)	Qualified Foreign Investor	0	0	0	0.00	0.00		
	Sub-Total B(2) :	17880	5890945	5139029	47.72	47.72		
	Total B=B(1)+B(2) :	17888	6601302	5841636	53.47	53.47		
	Total (A+B) :	17908	12345630	11585964	100.00	100.00		
(C)	Shares held by custodians, against which Depository Receipts have been issued							
(1)	Promoter and Promoter Group							
(2)	Public	0	0	0	0.00	0.00		
	GRAND TOTAL (A+B+C) :	17908	12345630	11585964	100.00	100.00	0	0.00



Sr.No.	Name of the shareholder	Number of shares held	Shares as a percentage of total number of shares (i.e., Grant total/(A)+(B)+(C) indicated in Statement at para (i)(a) above)	Details of warrants		Details of convertible securities		Total shares (including underlying shares assuming full conversion of warrants and convertible securities) as a % of diluted share capital)
				Number of warrants held	As a % total number of warrants of the same class	Number of convertible securities held	% w.r.t total number of convertible securities of the same class	
1	THE INDIAMAN FUND (MAURITIUS) LIMITED.	415000	3.36	0	0.00	0	0.00	3.36
2	GYAN ENTERPRISES PVT. LTD.	364899	2.96	0	0.00	0	0.00	2.96
3	BLAUSTERN INDIA SALES PRIVATE LIMITED	298000	2.41	0	0.00	0	0.00	2.41
4	NGP INDUSTRIES LIMITED	290250	2.35	0	0.00	0	0.00	2.35
5	GENERAL INSURANCE CORPORATION OF INDIA	229000	1.85	0	0.00	0	0.00	1.85
6	MURTAZA SOOMAR	166228	1.35	0	0.00	0	0.00	1.35
7	KRINSHAW HOLDINGS LIMITED	143500	1.16	0	0.00	0	0.00	1.16
8	PENTLOW INVESTMENTS & HOLDING PTE LTD	143500	1.16	0	0.00	0	0.00	1.16
9	SANJEEV VINODCHANDRA PAREKH	142377	1.15	0	0.00	0	0.00	1.15
10	BINDU KAPUR	130000	1.05	0	0.00	0	0.00	1.05
11	JAGSAGAR CHAND	128000	1.04	0	0.00	0	0.00	1.04
	<b>TOTAL :</b>	<b>2450754</b>	<b>19.85</b>	<b>0</b>	<b>0.00</b>	<b>0</b>	<b>0.00</b>	<b>19.85</b>



(1)(c)(ii) Statement showing holding of securities (including shares, warrants, convertible securities) of persons (together with PAC) belonging to the category "Public" and holding more than 5% of the total number of shares of the company						
Sr.No.	Name(s) of the shareholder(s) and the Persons Acting in Concert (PAC) w/ shares held	Number of shares held	Shares as a percentage of total number of shares (i.e., $\frac{\text{Grant total (A)} \rightarrow (\text{B}) \rightarrow (\text{C})}{(1)(a)}$ above)	Details of warrants		Total shares (including underlying shares assuming full conversion of warrants and convertible securities) as a % of diluted share capital
				Number of warrants held	As a % total number of warrants of the same class	
<b>TOTAL :</b>						
		0	0	0	0	0




**STATEMENT SHOWING DETAILS OF LOCKED-IN SHARES"**

(I)(d)			
	Number of locked-in shares	Locked-in shares as a (%) percentage of total number of shares {i.e, Grand Total (A)+(B)+(C) Indicated in Statement at para (I)(a) above}	Promoter/Promoter Group/Public
Sr.No. Name of the shareholder			
<b>TOTAL :</b>	0	0	0



STATEMENT SHOWING DETAILS OF DEPOSITORY RECEIPTS (DRS)			
(II)(a)			
Sr.No.	Type of outstanding DR (ADRs,GDRs,SDRs,etc.)	Number of outstanding DRS	Number of shares underlying outstanding DRS
		0	0
<b>TOTAL :</b>			<b>0</b>



Statement showing Holding of Depository Receipts (DRs), where underlying shares held by "Promoter/Promoter group" are in excess of 1% of the total number shares.				
(ii)(b)	Name of the DR Holder	Type of outstanding DR (ADRs, GDRs, SDRs, etc.)	Number of shares underlying outstanding DRs	Shares underlying outstanding DRs as a percentage of total number of shares (i.e., Grand Total (A)-(B)+(C) indicated in Statement at para(i)(a) above)
	<b>TOTAL :</b>		<b>0</b>	<b>0</b>

