


(1)(a) STATEMENT SHOWING SHAREHOLDING PATTERN IN CLAUSE-35			
NAME OF THE COMPANY: TALBROS AUTOMOTIVE COMPONENTS LTD.		Name of the Scrip: TALBROAUTO	
SCRIP CODE:	505160		
Class of Security:			
QUARTER ENDED:	31/03/2012		
Partly paid-up shares	No. of partly paid-up shares	As a % of total no. of partly paid-up shares	As a % of total no. of shares of the Company.
Held by promoter/promoter group	0	0	0
Held by Public	0	0	0
Total:	0	0	0
Outstanding convertible securities:	No. of outstanding securities	As a % of total no. of outstanding convertible securities.	As a % of total no. of shares of the Company assuming full conversion of the convertible securities
Held by promoter/promoter group	0	0	0
Held by Public	0	0	0
Total:	0	0	0
Warrants:	No. of warrants	As a % of total no. of warrants	As a % of total no. of shares of the Company, assuming full conversion of warrants
Held by promoter/promoter group	0	0	0
Held by Public	0	0	0
Total:	0	0	0
Total paid-up capital of the Company, assuming full conversion of warrants and convertible securities	12345630	0	100.00



STATEMENT SHOWING SHAREHOLDING PATTERN IN CLAUSE-35
NAME OF THE COMPANY: TALBROS AUTOMOTIVE COMPONENTS LTD.
QUARTER ENDED : 31/03/2012

CATEGORY CODE	CATEGORY OF SHAREHOLDER	NO OF SHAREHOLDERS (III)	TOTAL NUMBER OF SHARES (IV)	NO OF SHARES HELD IN DEMATERIALIZED FORM (V)	TOTAL SHAREHOLDING AS A % OF TOTAL NO OF SHARES		SHARES PLEDGE OR OTHERWISE ENCUMBERED	
					AS a PERCENTAGE of (A+B) (VI)	AS a PERCENTAGE of (A+B+C) (VII)	NUMBER OF SHARES (VIII)	AS a PERCENTAGE (IX)=(VIII)/(IV)* 100
(I)	PROMOTER AND PROMOTER GROUP							
(A)	INDIAN							
(1)	Individual/HUF	10	1261321	595026	10.22	10.22	0	0.00
(a)	Central Government/State Government(s)	0	0	0	0.00	0.00	0	0.00
(b)	Bodies Corporate	3	2338709	2338709	18.94	18.94	0	0.00
(c)	Financial Institutions / Banks	0	0	0	0.00	0.00	0	0.00
(d)	Others	26	2010157	1316831	16.28	16.28	0	0.00
(e)								
	Sub-Total A(1) :	39	5610187	4250566	45.44	45.44	0	0.00
(2)	FOREIGN							
(a)	Individuals (NRIs/Foreign Individuals)	0	0	0	0.00	0.00	0	0.00
(b)	Bodies Corporate	0	0	0	0.00	0.00	0	0.00
(c)	Institutions	0	0	0	0.00	0.00	0	0.00
(d)	Others	0	0	0	0.00	0.00	0	0.00
	Sub-Total A(2) :	0	0	0	0.00	0.00	0	0.00
	Total A=A(1)+A(2)	39	5610187	4250566	45.44	45.44	0	0.00
(B)	PUBLIC SHAREHOLDING							
(1)	INSTITUTIONS							
(a)	Mutual Funds /UTI	0	0	0	0.00	0.00	0	0.00
(b)	Financial Institutions /Banks	5	43357	43607	0.37	0.37	0	0.00
(c)	Central Government / State Government(s)	0	0	0	0.00	0.00	0	0.00
(d)	Venture Capital Funds	0	0	0	0.00	0.00	0	0.00
(e)	Insurance Companies	2	250000	250000	2.03	2.03	0	0.00
(f)	Foreign Institutional Investors	2	521089	521089	4.22	4.22	0	0.00
(g)	Foreign Venture Capital Investors	0	0	0	0.00	0.00	0	0.00
(h)	Others	0	0	0	0.00	0.00	0	0.00
	Sub-Total B(1) :	9	816446	814696	6.61	6.61	0	0.00
(2)	NON-INSTITUTIONS							
(a)	Bodies Corporate	353	1480351	1439569	11.99	11.99	0	0.00
(b)	Individuals							



CATEGORY CODE	CATEGORY OF SHAREHOLDER	NO OF SHAREHOLDERS (iii)	TOTAL NUMBER OF SHARES (iv)	NO OF SHARES HELD IN DEMATERIALIZED FORM (v)	TOTAL SHAREHOLDING AS A % OF TOTAL NO OF SHARES		SHARES PLEDGE OR OTHERWISE ENCUMBERED	
					AS a PERCENTAGE of (A+B) (vi)	As a PERCENTAGE of (A+B+C) (vii)	NUMBER OF SHARES (viii)	AS a PERCENTAGE (ix)=[viii]/(iv)*100
(i)	(ii)							
	(i) Individuals holding nominal share capital upto Rs.1 lakh	17934	2563164	2194826	20.76	20.76		
	(ii) Individuals holding nominal share capital in excess of Rs.1 lakh	28	1439723	1439723	11.66	11.66		
(c)	Others							
	NON RESIDENT INDIANS	120	80836	39161	0.65	0.65		
	OVERSEAS CORPORATE BODIES	2	287000	0	2.32	2.32		
	F C B	2	39827	0	0.32	0.32		
	CLEARING MEMBERS	7	434	434	0.00	0.00		
	TRUSTS	3	27662	27662	0.22	0.22		
	Sub-Total B(2) :	18449	5918997	5141375	47.94	47.94		
	Total B=B(1)+B(2) :	18458	6735443	5956071	54.56	54.56		
	Total (A+B) :	18497	12345630	10206637	100.00	100.00		
(C)	Shares held by custodians, against which Depository Receipts have been issued							
(1)	Promoter and Promoter Group							
(2)	Public	0	0	0	0.00	0.00		
	GRAND TOTAL (A+B+C) :	18497	12345630	10206637	100.00	100.00	0	0.00




Sr.No.	Name of the shareholder	Number of shares held	Shares as a percentage of total number of shares (i.e., Grant total (A)-(B)+(C) indicated in Statement at para (I)(a) above)	Details of warrants		Details of convertible securities		Total shares (including underlying shares assuming full conversion of warrants and convertible securities) as a % of diluted share capital)
				As a % total number of warrants of the same class		% w.r.t total number of convertible securities of the same class		
				Number of warrants held	As a % total number of warrants of the same class	Number of convertible securities held	% w.r.t total number of convertible securities of the same class	
1	THE INDIAMAN FUND (MAURITIUS) LIMITED.	483200	3.91	0	0.00	0	0.00	0.00
2	GYAN ENTERPRISES PVT. LTD.	364899	2.96	0	0.00	0	0.00	0.00
3	BLAUSTERN INDIA SALES PRIVATE LIMITED	322875	2.61	0	0.00	0	0.00	0.00
4	NGP INDUSTRIES LIMITED	290250	2.35	0	0.00	0	0.00	0.00
5	GENERAL INSURANCE CORPORATION OF INDIA	229000	1.85	0	0.00	0	0.00	0.00
6	MURTAZA SOOMAR	166228	1.35	0	0.00	0	0.00	0.00
7	KRINSHAW HOLDINGS LIMITED	143500	1.16	0	0.00	0	0.00	0.00
8	PENTLOW INVESTMENTS & HOLDING PTE LTD	143500	1.16	0	0.00	0	0.00	0.00
9	SANJEEV VINODCHANDRA PAREKH	140683	1.14	0	0.00	0	0.00	0.00
10	BINDU KAPUR	130000	1.05	0	0.00	0	0.00	0.00
11	JAG SAGAR CHAND	128000	1.04	0	0.00	0	0.00	0.00
	TOTAL :	2542085	20.59	0	0.00	0	0.00	0.00




(i)(c)(ii) Statement showing holding of securities (including shares, warrants, convertible securities) of persons (together with PAC) belonging to the category "Public" and holding more than 5% of the total number of shares of the company						
Sr. No.	Name(s) of the shareholder(s) and the Persons Acting in Concert (PAC) with shares held	Number of shares held	Shares as a percentage of total number of shares (i.e., Grant total (A)+(B)+(C) indicated in Statement at para (i)(a) above)	Details of warrants		Total shares (including underlying shares assuming full conversion of warrants and convertible securities) as a % of diluted share capital)
				Number of warrants held	As a % total number of warrants of the same class	
				Details of convertible securities		
				Number of convertible securities held	% w.r.t total number of convertible securities of the same class	
TOTAL :						
		0	0	0	0	0



STATEMENT SHOWING DETAILS OF LOCKED-IN SHARES"			
(i)(d)			
SLNO	NAME OF THE SHAREHOLDER	CAT. CODE	NO OF SHARES
			PERCENTAGE
			0
TOTAL :			0



STATEMENT SHOWING DETAILS OF DEPOSITORY RECEIPTS (DRS)			
(II)(a)			
Sr.No.	Type of outstanding DR (ADRs,GDRs,SDRs,etc.)	Number of outstanding DRs	Number of shares underlying outstanding DRs
		0	0
TOTAL :		0	0
			Shares underlying outstanding DRs as a percentage of total number of shares {i.e., Grand Total (A)+(B)+(C) indicated in Statement at Para(I)(a) above}



Statement showing Holding of Depository Receipts (DRs), where underlying shares held by "Promoter/Promoter group" are in excess of 1% of the total number shares.				
(II)(b)		Type of outstanding DR (ADRs, GDRs, SDRs, etc.)	Number of shares underlying outstanding DRs	Shares underlying outstanding DRs as a percentage of total number of shares (i.e., Grand Total (A)+(B)+(C) indicated in Statement at para(I)(a) above)
Sr.No.	Name of the DR Holder			
	TOTAL :		0	0

