


(1)(a) STATEMENT SHOWING SHAREHOLDING PATTERN IN CLAUSE-35

NAME OF THE COMPANY: TALBROS AUTOMOTIVE COMPONENTS LTD		Name of the Scrip:	
SCRIP CODE:	505160	TALBROAUTO	
Class of Security:			
QUARTER ENDED:	31/03/2014		
Partly paid-up shares	No. of partly paid-up shares	As a % of total no. of partly paid-up shares	As a % of total no. of shares of the Company.
Held by promoter/promoter group	0	0	0
Held by Public	0	0	0
Total:	0	0	0
Outstanding convertible securities:	No. of outstanding securities	As a % of total no. of outstanding convertible securities.	As a % of total no. of shares of the Company assuming full conversion of the convertible securities
Held by promoter/promoter group	0	0	0
Held by Public	0	0	0
Total:	0	0	0
Warrants:	No. of warrants	As a % of total no. of warrants	As a % of total no. of shares of the Company, assuming full conversion of warrants
Held by promoter/promoter group	0	0	0
Held by Public	0	0	0
Total:	0	0	0
Total paid-up capital of the Company, assuming full conversion of warrants and convertible securities	12345630	0	100.00



STATEMENT SHOWING SHAREHOLDING PATTERN IN CLAUSE-35
NAME OF THE COMPANY : TALBROS AUTOMOTIVE COMPONENTS LTD
QUARTER ENDED : 31/03/2014

CATEGORY CODE	CATEGORY OF SHAREHOLDER	NO OF SHAREHOLDERS (iii)	TOTAL NUMBER OF SHARES (iv)	NO OF SHARES HELD IN DEMATERIALIZED FORM (v)	TOTAL SHAREHOLDING AS A % OF TOTAL NO OF SHARES			SHARES PLEDGE OR OTHERWISE ENCUMBERED	
					As a PERCENTAGE of (A+B) (vi)	As a PERCENTAGE of (A+B+C) (vii)	NUMBER OF SHARES (viii)	(ix)=[(viii)/(iv)*100	
(i)	(ii)								
(A)	PROMOTER AND PROMOTER GROUP								
(1)	INDIAN								
(a)	Individual /HUF	5	1745048	1745048	14.13	14.13	0	0.00	0.00
(b)	Central Government/State Government(s)	0	0	0	0.00	0.00	0	0.00	0.00
(c)	Bodies Corporate	3	3296758	3296758	26.70	26.70	0	0.00	0.00
(d)	Financial Institutions / Banks	0	0	0	0.00	0.00	0	0.00	0.00
(e)	Others	12	1269022	1269022	10.28	10.28	0	0.00	0.00
	Sub-Total A(1) :	20	6310828	6310828	51.12	51.12	0	0.00	0.00
(2)	FOREIGN								
(a)	Individuals (NRIs/Foreign Individuals)	0	0	0	0.00	0.00	0	0.00	0.00
(b)	Bodies Corporate	0	0	0	0.00	0.00	0	0.00	0.00
(c)	Institutions	0	0	0	0.00	0.00	0	0.00	0.00
(d)	Qualified Foreign Investor	0	0	0	0.00	0.00	0	0.00	0.00
(e)	Others	0	0	0	0.00	0.00	0	0.00	0.00
	Sub-Total A(2) :	0	0	0	0.00	0.00	0	0.00	0.00
	Total A=A(1)+A(2)	20	6310828	6310828	51.12	51.12	0	0.00	0.00
(B)	PUBLIC SHAREHOLDING								
(1)	INSTITUTIONS								
(a)	Mutual Funds /UTI	0	0	0	0.00	0.00			
(b)	Financial Institutions /Banks	5	45357	43607	0.37	0.37			
(c)	Central Government / State Government(s)	0	0	0	0.00	0.00			
(d)	Venture Capital Funds	0	0	0	0.00	0.00			
(e)	Insurance Companies	2	250000	250000	2.03	2.03			
(f)	Foreign Institutional Investors	0	0	0	0.00	0.00			
(g)	Foreign Venture Capital Investors	0	0	0	0.00	0.00			
(h)	Qualified Foreign Investor	0	0	0	0.00	0.00			
(i)	Others	0	0	0	0.00	0.00			
	Sub-Total B(1) :	7	295357	293607	2.39	2.39			
(2)	NON-INSTITUTIONS								
(a)	Bodies Corporate	320	1309276	1269169	10.61	10.61			
(b)	Individuals								




CATEGORY CODE	CATEGORY OF SHAREHOLDER	NO OF SHAREHOLDERS (ii)	TOTAL NUMBER OF SHARES (IV)	NO OF SHARES HELD IN DEMATERIALIZED FORM (V)	NO OF SHARES HELD AS a PERCENTAGE of (A+B)	As a PERCENTAGE of (A+B+C) (VII)	TOTAL SHAREHOLDING AS A % OF TOTAL NO OF SHARES		SHARES PLEDGE OR OTHERWISE ENCUMBERED
							(VI)	(VIII)	
(I)	(ii)						(IX)=(VIII)/(IV)*100		
	(i) Individuals holding nominal share capital upto Rs.1 lakh	17212	2390531	2042046	19.36	19.36			
	(ii) Individuals holding nominal share capital in excess of Rs.1 lakh	32	1594340	1594340	12.91	12.91			
(c)	Others								
	NON RESIDENT INDIANS	114	84420	42745	0.68	0.68			
	OVERSEAS CORPORATE BODIES	2	287000	0	2.32	2.32			
	F C B	2	39827	0	0.32	0.32			
	CLEARING MEMBERS	23	6589	6589	0.05	0.05			
	TRUSTS	2	27462	27462	0.22	0.22			
(d)	Qualified Foreign Investor	0	0	0	0.00	0.00			
	Sub-Total B(2) :	17707	5739445	4982351	46.49	46.49			
	Total B=B(1)+B(2) :	17714	6034802	5275958	48.88	48.88			
	Total (A+B) :	17734	12345630	11586786	100.00	100.00			
(C)	Shares held by custodians, against which Depository Receipts have been issued								
(1)	Promoter and Promoter Group	0	0	0	0.00	0.00			
(2)	Public								
	GRAND TOTAL (A+B+C) :	17734	12345630	11586786	100.00	100.00	0	0.00	




Statement showing holding of securities (including shares, warrants, convertible securities) of persons belonging to the category "Promoter and Promoter Group"												
Sr.No	Name of the Shareholder	Details of Shares held		Encumbered shares (*)			Details of Warrants		Details of convertible securities		Total Shares (including underlying shares assuming full conversion of warrants and convertible securities) as a % of diluted share capital	
		No. of Shares held (III)	As a % of grand total (A)+(B)+(C) (IV)	Pledge Shares (V)	As a percentage (VI)=(V)/(III)*100 (VII)	As a % of grand total (A) + (B) + (C) of sub-clause (I)(a) (VIII)	Number of warrants held (IX)	As a % total number of warrants of the same class (X)	Number of convertible securities held (XI)	As a % total number of convertible securities of the same class (XII)		
1	QH TALBROS LIMITED	2295322	18.59	0	0.00	0	0.00	0	0.00	0	0.00	18.59
2	NIKHIL TALWAR	546267	4.42	0	0.00	0	0.00	0	0.00	0	0.00	4.42
3	TALBROS MOTORS PVT LTD	538730	4.36	0	0.00	0	0.00	0	0.00	0	0.00	4.36
4	TALBROS INTERNATIONAL LIMITED	462706	3.75	0	0.00	0	0.00	0	0.00	0	0.00	3.75
5	KUMKUM TALWAR	450079	3.65	0	0.00	0	0.00	0	0.00	0	0.00	3.65
6	LUNESH TALWAR	431906	3.50	0	0.00	0	0.00	0	0.00	0	0.00	3.50
7	NARESH TALWAR	422299	3.42	0	0.00	0	0.00	0	0.00	0	0.00	3.42
8	BIMPI TALWAR	341197	2.76	0	0.00	0	0.00	0	0.00	0	0.00	2.76
9	INAKUL TALWAR	267401	2.17	0	0.00	0	0.00	0	0.00	0	0.00	2.17
10	SHASHI TALWAR	194855	1.58	0	0.00	0	0.00	0	0.00	0	0.00	1.58
11	NIKHIL TALWAR	77175	0.63	0	0.00	0	0.00	0	0.00	0	0.00	0.63
12	ANUJ TALWAR	62851	0.51	0	0.00	0	0.00	0	0.00	0	0.00	0.51
13	SHAFALI ASWANI	47532	0.39	0	0.00	0	0.00	0	0.00	0	0.00	0.39
14	ASHA BURMAN	43347	0.35	0	0.00	0	0.00	0	0.00	0	0.00	0.35
15	ALESHA TALWAR	23750	0.19	0	0.00	0	0.00	0	0.00	0	0.00	0.19
16	JAI VIR TALWAR	23750	0.19	0	0.00	0	0.00	0	0.00	0	0.00	0.19
17	ANANNYA TALWAR	23750	0.19	0	0.00	0	0.00	0	0.00	0	0.00	0.19
18	VIKAT TALWAR	23750	0.19	0	0.00	0	0.00	0	0.00	0	0.00	0.19
19	VARUN TALWAR	17985	0.15	0	0.00	0	0.00	0	0.00	0	0.00	0.15
20	VIDUR TALWAR	16176	0.13	0	0.00	0	0.00	0	0.00	0	0.00	0.13
TOTAL :		6310828	51.12	0	0.00	0	0.00	0	0.00	0	0.00	51.12



(I)(c)(i) Statement showing holding of securities (including shares, warrants, convertible securities) of persons belonging to the category "Public" and holding more than 1% of the total number of shares									
Sr.No.	Name of the shareholder	Number of shares held	Shares as a percentage of total number of shares (i.e., Grant total (A)+(B)+(C) indicated in Statement at para (I)(a) above)	Details of warrants		Details of convertible securities		Total shares (including underlying shares assuming full conversion of warrants and convertible securities) as a % of diluted share capital)	
				Number of warrants held	As a % total number of warrants of the same class	Number of convertible securities held	% w.r.t total number of convertible securities of the same class		
1	BLAUSTERN INDIA SALES PRIVATE LIMITED	3230000	2.62	0	0.00	0	0.00	2.62	
2	NGP INDUSTRIES LIMITED	290250	2.35	0	0.00	0	0.00	2.35	
3	GENERAL INSURANCE CORPORATION OF INDIA	2260000	1.85	0	0.00	0	0.00	1.85	
4	GYAN ENTERPRISES PVT. LTD.	214899	1.74	0	0.00	0	0.00	1.74	
5	MURTAZA SOOMAR	166228	1.35	0	0.00	0	0.00	1.35	
6	KRINSHAW HOLDINGS LIMITED	143500	1.16	0	0.00	0	0.00	1.16	
7	PENTLOW INVESTMENTS & HOLDING PTE LTD	142377	1.15	0	0.00	0	0.00	1.15	
8	SANJEEV VINODCHANDRA PAREKH	130000	1.05	0	0.00	0	0.00	1.05	
9	BINDU KAPUR	128000	1.04	0	0.00	0	0.00	1.04	
10	JAGSAGAR CHAND								
	TOTAL :	1910754	15.48	0	0.00	0	0.00	15.48	



(I)(C)(i) Statement showing holding of securities (including shares, warrants, convertible securities) of persons (together with PAC) belonging to the category "public" and holding more than 5% of the total number of shares of the company						
Sr.No.	Name(s) of the shareholder(s) and the Persons Acting in Concert (PAC) with shares held	Number of shares held	Shares as a percentage of total number of shares (i.e., $\frac{\text{Grant total (A)-(B)-(C)}}{\text{Total}} \times 100$)	Details of warrants		Total shares (including underlying shares assuming full conversion of warrants and convertible securities) as a % of diluted share capital
				Number of warrants held	As a % total number of warrants of the same class	
				Details of convertible securities		
				Number of convertible securities held	% w.r.t total number of convertible securities of the same class	
		0	0	0	0	0
TOTAL :				0	0	0



STATEMENT SHOWING DETAILS OF LOCKED-IN SHARES"

(l)(d)			
Sr.No.	Name of the shareholder	Number of locked-in shares	Locked-in shares as a (%) percentage of total number of shares {i.e, Grand Total (A)+(B)+(C) Indicated in Statement at para (l)(a) above}
			Promoter/Promoter Group/Public
	TOTAL :	0	0



STATEMENT SHOWING DETAILS OF DEPOSITORY RECEIPTS (DRS)			
(II)(a)			
Sr.No.	Type of outstanding DR (ADRs,GDRs,\$DRs,etc.)	Number of outstanding DRs	Number of shares underlying outstanding DRs
		0	0
TOTAL :		0	0
			Shares underlying outstanding DRs as a percentage of total number of shares (i.e., Grand Total (A)+(B)+(C) indicated in Statement at Para(I)(a) above}



Statement showing Holding of Depository Receipts (DRs), where underlying shares held by "Promoter/Promoter group" are in excess of 1% of the total number shares.				
(II)(b)		Type of outstanding DR (ADRs,GDRs,SDRs, etc.)	Number of shares underlying outstanding DRs	Shares underlying outstanding DRs as a percentage of total number of shares {i.e., Grand Total (A)+(B)+(C) indicated in Statement at para(I)(a) above}
Sr.No.	Name of the DR Holder			
TOTAL :			0	0

