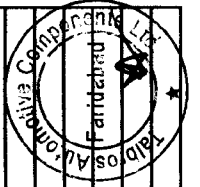


<b>(1)(a) STATEMENT SHOWING SHAREHOLDING PATTERN IN CLAUSE-35</b>			
<b>NAME OF THE COMPANY:TALBROS AUTOMOTIVE COMPONENTS LTD</b>			
<b>SCRIP CODE:</b>	<b>505160</b>	<b>Name of Scrip:</b>	<b>TALBROAUTO</b>
<b>Class of Security:</b>			
<b>QUARTER ENDED:</b>	<b>31/12/2011</b>		
	<b>No. of partly paid-up shares</b>	<b>As a % of total no. of partly paid-up shares</b>	<b>As a % of total no. of shares of the Company.</b>
Partly paid-up shares			
Held by promoter/promoter group	0	0	0
Held by Public	0	0	0
<b>Total:</b>	<b>0</b>	<b>0</b>	<b>0</b>
	<b>No. of outstanding securities</b>	<b>As a % of total no. of outstanding convertible securities.</b>	<b>As a % of total no. of shares of the Company assuming full conversion of the convertible securities</b>
Outstanding convertible securities:			
Held by promoter/promoter group	0	0	0
Held by Public	0	0	0
<b>Total:</b>	<b>0</b>	<b>0</b>	<b>0</b>
	<b>No. of warrants</b>	<b>As a % of total no. of warrants</b>	<b>As a % of total no. of shares of the Company, assuming full conversion of warrants</b>
Warrants:			
Held by promoter/promoter group	0	0	0
Held by Public	0	0	0
<b>Total:</b>	<b>0</b>	<b>0</b>	<b>0</b>
<b>Total paid-up capital of the Company, assuming full conversion of warrants and convertible securities</b>	<b>12345630</b>	<b>0</b>	<b>100.00</b>

STATEMENT SHOWING SHAREHOLDING PATTERN IN CLAUSE-35  
 NAME OF THE COMPANY: TALBROS AUTOMOTIVE COMPONENTS LTD  
 QUARTER ENDED: 31/12/2011


CATEGORY CODE	CATEGORY OF SHAREHOLDER (i)	NO OF SHAREHOLDERS (iii)	TOTAL NUMBER OF SHARES (iv)	NO OF SHARES HELD IN DEMATERIALIZED FORM (v)	TOTAL SHAREHOLDING AS A % OF TOTAL NO OF SHARES		SHARES PLEDGE OR OTHERWISE ENCUMBERED	
					AS a PERCENTAGE of (A+B) (vi)	As a PERCENTAGE of (A+B+C) (vii)	NUMBER OF SHARES (viii)	AS a PERCENTAGE (ix)=(viii)/(iv)*100
(A)	PROMOTER AND PROMOTER GROUP							
(1)	INDIAN							
(a)	Individual /HUF	10	1261321	595026	10.22	10.22	0	0.00
(b)	Central Government/State Government(s)	0	0	0	0.00	0.00	0	0.00
(c)	Bodies Corporate	3	2292063	2292063	18.57	18.57	0	0.00
(d)	Financial Institutions / Banks	0	0	0	0.00	0.00	0	0.00
(e)	Others	27	2010157	1315431	16.28	16.28	0	0.00
	<b>Sub-Total A(1) :</b>	<b>40</b>	<b>5563541</b>	<b>4202520</b>	<b>45.06</b>	<b>45.06</b>	<b>0</b>	<b>0.00</b>
(2)	FOREIGN							
(a)	Individuals (NRIs/Foreign Individuals)	0	0	0	0.00	0.00	0	0.00
(b)	Bodies Corporate	0	0	0	0.00	0.00	0	0.00
(c)	Institutions	0	0	0	0.00	0.00	0	0.00
(d)	Others	0	0	0	0.00	0.00	0	0.00
	<b>Sub-Total A(2) :</b>	<b>0</b>	<b>0</b>	<b>0</b>	<b>0.00</b>	<b>0.00</b>	<b>0</b>	<b>0.00</b>
	<b>Total A=A(1)+A(2)</b>	<b>40</b>	<b>5563541</b>	<b>4202520</b>	<b>45.06</b>	<b>45.06</b>	<b>0</b>	<b>0.00</b>
(B)	PUBLIC SHAREHOLDING							
(1)	INSTITUTIONS							
(a)	Mutual Funds /UTI	0	0	0	0.00	0.00	0	0.00
(b)	Financial Institutions /Banks	6	61557	59807	0.50	0.50	0	0.00
(c)	Central Government / State Government(s)	0	0	0	0.00	0.00	0	0.00
(d)	Venture Capital Funds	0	0	0	0.00	0.00	0	0.00
(e)	Insurance Companies	2	250000	250000	2.03	2.03	0	0.00
(f)	Foreign Institutional Investors	2	521089	521089	4.22	4.22	0	0.00
(g)	Foreign Venture Capital Investors	0	0	0	0.00	0.00	0	0.00
(h)	Others	0	0	0	0.00	0.00	0	0.00
	<b>Sub-Total B(1) :</b>	<b>10</b>	<b>832646</b>	<b>830896</b>	<b>6.74</b>	<b>6.74</b>	<b>0</b>	<b>0.00</b>
(2)	NON-INSTITUTIONS							
(a)	Bodies Corporate							
(b)	Individuals	370	1490230	1449273	12.07	12.07	0	0.00




CATEGORY CODE	CATEGORY OF SHAREHOLDER	NO OF SHAREHOLDERS (iii)	TOTAL NUMBER OF SHARES (iv)	NO OF SHARES HELD IN DEMATERIALIZED FORM (v)	TOTAL SHAREHOLDING AS A % OF TOTAL NO OF SHARES			SHARES PLEDGE OR OTHERWISE ENCUMBERED	
					AS a PERCENTAGE of (A+B) (vi)	As a PERCENTAGE of (A+B+C) (vii)	NUMBER OF SHARES (viii)	AS a PERCENTAGE (ix)=(viii)/(iv)*100	
(i)	(ii) Individuals holding nominal share capital upto Rs.1 lakh	17707	2552442	2181780	20.67	20.67			
	(ii) Individuals holding nominal share capital in excess of Rs.1 lakh	28	1457170	1457170	11.80	11.80			
(c)	Others								
	TRUSTS	3	27662	27662	0.22	0.22			
	OVERSEAS CORPORATE BODIES	2	287000	0	2.32	2.32			
	NON RESIDENT INDIANS	120	80113	38438	0.65	0.65			
	F C B	2	39827	0	0.32	0.32			
	CLEARING MEMBERS	11	14999	14999	0.12	0.12			
	Sub-Total B(2) :	18243	5949443	5169322	48.19	48.19			
	Total B=B(1)+B(2) :	18253	6782089	6000218	54.94	54.94			
	Total (A+B) :	18293	12345630	10202738	100.00	100.00			
(C)	Shares held by custodians, against which Depository Receipts have been issued								
(1)	Promoter and Promoter Group								
(2)	Public	0	0	0	0.00	0.00			
	<b>GRAND TOTAL (A+B+C) :</b>	<b>18293</b>	<b>12345630</b>	<b>10202738</b>	<b>100.00</b>	<b>100.00</b>	<b>0</b>	<b>0.00</b>	




(D)(c)(i) Statement showing holding of securities (including shares, warrants, convertible securities) of persons belonging to the category "Public" and holding more than 1% of the total number of shares									
Sr. No.	Name of the shareholder	Number of shares held	Shares as a percentage of total number of shares (i.e., Grant total (A)-(B)-(C) indicated in Statement at para (U)(e) above)	Details of warrants		Details of convertible securities		Total shares (including underlying shares assuming full conversion of warrants and convertible securities) as a % of diluted share capital	
				Number of warrants held	As a % total number of warrants of the same class	Number of convertible securities held	% w.r.t total number of securities of the same class		
1	THE INDIAMAN FUND (MAURITIUS) LIMITED.	483200	3.91	0	0.00	0	0.00	0.00	
2	GYAN ENTERPRISES PVT. LTD.	364899	2.96	0	0.00	0	0.00	0.00	
3	BLAUSTERN INDIA SALES PRIVATE LIMITED	322825	2.61	0	0.00	0	0.00	0.00	
4	INGP INDUSTRIES LIMITED	290250	2.35	0	0.00	0	0.00	0.00	
5	GENERAL INSURANCE CORPORATION OF INDIA	229000	1.85	0	0.00	0	0.00	0.00	
6	MAURITAZA SOOMAR	166228	1.35	0	0.00	0	0.00	0.00	
7	KRINSHAW HOLDINGS LIMITED	143500	1.16	0	0.00	0	0.00	0.00	
8	PENTLOW INVESTMENTS & HOLDING PTE LTD	143500	1.16	0	0.00	0	0.00	0.00	
9	SANJEEV VINODCHANDRA PAREKH	140683	1.14	0	0.00	0	0.00	0.00	
10	BINDU KAPUR	130000	1.05	0	0.00	0	0.00	0.00	
11	JAG SAGAR CHAND	128000	1.04	0	0.00	0	0.00	0.00	
	<b>TOTAL :</b>	<b>2542085</b>	<b>20.59</b>	<b>0</b>	<b>0.00</b>	<b>0</b>	<b>0.00</b>	<b>0.00</b>	



(D)(c)(ii) Statement showing holding of securities (including shares, warrants, convertible securities) of persons (together with PAC) belonging to the category "Public" and holding more than 5% of the total number of shares of the company									
Sr.No.	Name(s) of the shareholder(s) and the Persons Acting in Concert (PAC) with them	Number of shares held	Shares as a percentage of total number of shares (i.e., Grant total (A)-(B)-(C) indicated in Statement at para (i)(a) above)	Details of warrants		Details of convertible securities		Total shares (including underlying shares assuming full conversion of warrants and convertible securities) as a % of diluted share capital	
				Number of warrants held	As a % total number of warrants of the same class	Number of convertible securities held	% w.r.t total number of convertible securities of the same class		
				0	0	0	0	0.00	0.00
<b>TOTAL :</b>									0.00



STATEMENT SHOWING DETAILS OF LOCKED-IN SHARES"			
(U)(d)			
SLNO	NAME OF THE SHAREHOLDER	CAT. CODE	NO OF SHARES
			PERCENTAGE
TOTAL :			0



STATEMENT SHOWING DETAILS OF DEPOSITORY RECEIPTS (DRS)			
(ii)(a)			
	Type of outstanding DR (ADRs,GDRs,SDRs,etc.)	Number of outstanding DRS	Number of shares underlying outstanding DRS
		0	0
	<b>TOTAL :</b>	<b>0</b>	<b>0</b>
			Shares underlying outstanding DRS as a percentage of total number of shares (i.e., Grand Total (A)+(B)+(C) indicated in Statement at Para(i)(a) above}



Statement showing Holding of Depository Receipts (DRs), where underlying shares held by "Promoter/Promoter group" are in excess of 1% of the total number shares.				
(II)(b)		Type of outstanding DR (ADRs,GDRs,SDRs, etc.)	Number of shares underlying outstanding DRs	Shares underlying outstanding DRs as a percentage of total number of shares (i.e., Grand Total (A)+(B)-(C) Indicated in Statement at para(i)(a) above)
Sr.No.	Name of the DR Holder			
TOTAL :			0	0

