

Format of Holding of Specified securities

1. Name of Listed Entity: **TALBROS AUTOMOTIVE COMPONENTS LTD**
2. Scrip Code/Name of Scrip/Class of Security: **505160, TALBROAUTO, EQUITY SHARES**
3. Share Holding Pattern Filed under: Reg. 31(1)(a)/Reg.31(1)(b)/Reg.31(1)(c) **Reg 31(1)(b)**  
 a. if under 31(1)(b) then indicate the report for quarter ending **31/12/2017**  
 b. if under 31(1)(c) then indicate date of allotment/extinguishment

4. Declaration : The Listed entity is required to submit the following declaration to the extent of submission of information:

Particulars	YES*	NO*
a Whether the Listed Entity has issued any partly paid up shares		✓
b Whether the Listed Entity has issued any Convertible Securities or Warrants?		✓
c Whether the Listed Entity has any shares against which depository receipts are issued?		✓
d Whether the Listed Entity has any shares in locked-in?		✓
e Whether any shares held by promoters are pledge or otherwise encumbered?		✓

\*if the Listed Entity selects the option 'NO' for the questions above, the columns for the partly paid up shares, Outstanding Convertible Securities/Warrants, depository receipts, locked-in shares, No of shares pledged or otherwise encumbered by promoters, as applicable, shall not be displayed at the time of dissemination on the Stock Exchange website. Also wherever there is 'No' declared by Listed entity in above table the values will be considered as 'Zero' by default on submission of the format of holding of specified securities.

5 The tabular format for disclosure of holding of specified securities is as follows:



Table I - Summary Statement holding of specified securities

Category	Category of Shareholder	No of Shareholders	No of fully paid up equity shares held	No of Partly paid-up equity shares held	No of Shares Underlying Depository Receipts	Total No of Shares Held (VII) = (IV)+(V)+(VI)	Shareholding as a % of total no of shares (As a % of (A+B+C2))	Number of Voting Rights held in each class of securities			No of Shares Underlying convertible securities (Including Warrants)	Shareholding as a % assuming full conversion of convertible Securities (as a percentage of diluted share capital)	Number of Locked In Shares		Number of Shares pledged or otherwise encumbered	Number of equity shares held in dematerialized form	
								Class X	Class Y	Total (IX)			No.	As a % of total Shares held			No.
(I)	(II)	(III)	(IV)	(V)	(VI)	(VII)	(VIII)				(X)	(XI)	(XII)	(XIII)	(XIV)		
								No of Voting Rights	Total as a % of (A+B+C)								
								Class X	Class Y	Total (IX)	(X)	(XI)	(XII)	(XIII)	(XIV)		
								6991190	0	6991190	0	56.63	0	0.00	0	0.00	
								5954440	0	5954440	0	43.37	0	0.00	NA	NA	
(A)	Promoter & Promoter Group	14	6991190	0	0	6991190	56.63									6991190	
(B)	Public	20564	5954440	0	0	5954440	43.37									5075209	
(C)	Non Promoter-Non Public	0	0	0	0	0	NA									0	
(C1)	Shares un-erlying DRs	0	0	0	0	0	0.00									0	
(C2)	Shares held by Employees Trusts	0	0	0	0	0	0.00									0	
								12345630	0	12345630	0	100.00	0	0.00	0	0.00	12066399
	<b>Total:</b>	<b>20578</b>	<b>12345630</b>	<b>0</b>	<b>0</b>	<b>12345630</b>	<b>100.00</b>	<b>12345630</b>	<b>0</b>	<b>12345630</b>	<b>0</b>	<b>100.00</b>	<b>0</b>	<b>0.00</b>	<b>0</b>	<b>12066399</b>	






Table II - Statement showing shareholding pattern of the Promoter and Promoter Group

Category	Category & Name of the Shareholder	PAN	No of Shareholders	No of fully paid up equity shares held	No of Partly paid-up equity shares held	No of Shares Underlying Depository Receipts	Total No of Shares Held (IV+V+VI)	Shareholding as a % of total no of shares (calculated as per SCRR, 1957 (VIII) As a % of (A+B+C2)	Number of Voting Rights held in each class of securities			No of Shares Underlying convertible securities (including Warrants)	Shareholding as a % assuming full conversion of convertible Securities (as a percentage of diluted share capital) (VII)/(X) As a % of (A+B+C2)	Number of Locked Shares or otherwise encumbered	Number of Shares pledged or otherwise encumbered	Number of equity shares held in dematerialized form	
									Class X	Class Y	Total						
	(i)	(ii)	(iii)	(iv)	(v)	(vi)	(vii)	(viii)	(ix)			(x)	(xi)	(xii)	(xiii)	(xiv)	
(1)	Indian																
(a)	Individuals/Hindu undivided Family																
	UMESH TALWAR	AACT18093J	12	1880840	0	0	1880840	15.23	0	0	0	1880840	15.23	0	0.00	0	1880840
	VIDUR TALWAR	AAADPT269H	1	431906	0	0	431906	3.50	0	0	0	431906	3.50	0	0.00	0	431906
	BIMPI TALWAR	AAADPT930B	1	16176	0	0	16176	0.13	0	0	0	16176	0.13	0	0.00	0	16176
	NARSH TALWAR	AAADPT190B	1	341197	0	0	341197	2.76	0	0	0	341197	2.76	0	0.00	0	341197
	ASHA BURMAN	AALEPB0966C	1	422299	0	0	422299	3.42	0	0	0	422299	3.42	0	0.00	0	422299
	VARUN TALWAR	AAZPT6900F	1	43347	0	0	43347	0.35	0	0	0	43347	0.35	0	0.00	0	43347
	ANUJ TALWAR	ABXP3558N	1	17985	0	0	17985	0.15	0	0	0	17985	0.15	0	0.00	0	17985
	KUMKUM TALWAR	AADPT2815L	1	62851	0	0	62851	0.51	0	0	0	62851	0.51	0	0.00	0	62851
	ANANNYA TALWAR	AODPT7057B	1	450079	0	0	450079	3.65	0	0	0	450079	3.65	0	0.00	0	450079
	ALIESHA TALWAR	AODPT1000F	1	23750	0	0	23750	0.19	0	0	0	23750	0.19	0	0.00	0	23750
	VIRAT TALWAR	AODPT9764R	1	23750	0	0	23750	0.19	0	0	0	23750	0.19	0	0.00	0	23750
	JAI VIR TALWAR	AODPT9765Q	1	23750	0	0	23750	0.19	0	0	0	23750	0.19	0	0.00	0	23750
(b)	Central Government/State Government(s)																
(c)	Financial Institutions/Banks																
(d)	Any Other																
	TALBROS INTERNATIONAL PRIVATE LIMITED	AAACO3191D	2	5110350	0	0	5110350	41.39	0	0	0	5110350	41.39	0	0.00	0	5110350
	TALBROS MOTORS PVT LTD	AAACT0126F	1	4571620	0	0	4571620	37.03	0	0	0	4571620	37.03	0	0.00	0	4571620
	Sub-Total (A)(1)		14	6991190	0	0	6991190	56.63	0	0	0	6991190	56.63	0	0.00	0	6991190
(2)	Foreign																
(a)	Individuals (Non-Resident Individuals/Foreign Individuals																
(b)	Government																
(c)	Institutions																
(d)	Foreign Portfolio Investor																
(e)	Any Other																
	Sub-Total (A)(2)		0	0	0	0	0	0.00	0	0	0	0	0.00	0	0.00	0	0
	Total Shareholding of Promoter and Promoter Group (A)=(A)(1)+(A)(2)		14	6991190	0	0	6991190	56.63	0	0	0	6991190	56.63	0	0.00	0	6991190




Table III - Statement showing shareholding pattern of the Public shareholder

Category	Category & Name of the Shareholder	PAN	No of Shareholders	No of fully paid up equity shares held	No of Party paid-up equity shares held	No of Shares Underlying Depository Receipts	Total No of Shares Held (IV+V+VI)	Shareholding as a % of total no of shares (A+B+C2)	Number of Voting Rights held in each class of (A+B+C)			No of Shares Underlying Outstanding convertible securities (Including Warrants)	Shareholding as a % assuming full conversion of convertible Securities (as a percentage of diluted share capital)	Number of Locked in Shares	Number of Shares pledged or otherwise encumbered	Number of equity shares held in dematerialized form
									Class X	Class Y	Total					
	(i)	(ii)	(iii)	(iv)	(v)	(vi)	(vii)	(viii)	(ix)			(x)	(xi)	(xii)	(xiii)	(xiv)
(1)	Institutions															
(a)	Mutual Funds		0	0	0	0	0	0.00	0	0	0	0	0.00	0	0.00	0
(b)	Venture Capital Funds		0	0	0	0	0	0.00	0	0	0	0	0.00	0	0.00	0
(c)	Alternate Investment Funds		0	0	0	0	0	0.00	0	0	0	0	0.00	0	0.00	0
(d)	Foreign Venture Capital Investors		0	0	0	0	0	0.00	0	0	0	0	0.00	0	0.00	0
(e)	Foreign Portfolio Investors		2	8631	0	0	8631	0.07	8631	0	0	0	0.07	0	0.00	8631
(f)	Financial Institutions/Banks		4	18428	0	0	18428	0.15	18428	0	0	0	0.15	0	0.00	16678
(g)	Insurance Companies		1	229000	0	0	229000	1.85	229000	0	0	0	1.85	0	0.00	229000
(h)	GENERAL INSURANCE CORPORATION OF INDIA	AAACG0615N	1	229000	0	0	229000	1.85	229000	0	0	0	1.85	0	0.00	229000
(i)	Provident Funds/Pension Funds		0	0	0	0	0	0.00	0	0	0	0	0.00	0	0.00	0
(j)	Any Other		7	256059	0	0	256059	2.07	256059	0	0	0	2.07	0	0.00	254309
(2)	Sub Total (B)(1)		0	0	0	0	0	0.00	0	0	0	0	0.00	0	0.00	0
(2)	Central Government/State Governments/President of India		0	0	0	0	0	0.00	0	0	0	0	0.00	0	0.00	0
(3)	Sub Total (B)(2)		0	0	0	0	0	0.00	0	0	0	0	0.00	0	0.00	0
(3)	Non-institutions															
(a)	i. Individual shareholders holding nominal share capital up to Rs.2 lakhs		19728	3707801	0	0	3707801	30.03	3707801	0	0	0	30.03	0	0.00	3476479
(b)	ii. Individual shareholders holding nominal share capital in excess of Rs. 2 Lakhs		9	406697	0	0	406697	3.29	406697	0	0	0	3.29	0	0.00	406697
(c)	SANJEEV VINODCHANDRA PAREKH	AAACPP8597R	1	142481	0	0	142481	1.15	142481	0	0	0	1.15	0	0.00	142481
(b)	NBFCs Registered with RBI		4	8196	0	0	8196	0.07	8196	0	0	0	0.07	0	0.00	8196
(c)	Employee Trusts		0	0	0	0	0	0.00	0	0	0	0	0.00	0	0.00	0
(d)	Overseas Depositories (Holding Dirs)(Balancing figure)		0	0	0	0	0	0.00	0	0	0	0	0.00	0	0.00	0
(e)	Any Other		0	0	0	0	0	0.00	0	0	0	0	0.00	0	0.00	0
	TRUSTS		1	140	0	0	140	0.00	140	0	0	0	0.00	0	0.00	140
	NON RESIDENT INDIANS		255	177486	0	0	177486	1.44	177486	0	0	0	1.44	0	0.00	137386
	CLEARING MEMBERS		91	72902	0	0	72902	0.59	72902	0	0	0	0.59	0	0.00	72902
	NON RESIDENT INDIAN NON REPATRIABLE		52	47447	0	0	47447	0.38	47447	0	0	0	0.38	0	0.00	47447
	BODIES CORPORATES		376	596407	0	0	596407	4.83	596407	0	0	0	4.83	0	0.00	596407
	GVAN ENTERPRISES PVT. LTD.	AAACG0512G	1	136111	0	0	136111	1.10	136111	0	0	0	1.10	0	0.00	136111
	I E P F		1	81305	0	0	81305	0.66	81305	0	0	0	0.66	0	0.00	81305
	Sub Total (B)(3)		20557	5098381	0	0	5098381	41.30	5098381	0	0	0	41.30	0	0.00	4820600
	Total Public Shareholding (B) = (B)(1)+(B)(2)+(B)(3)		20564	5354440	0	0	5354440	43.37	5354440	0	0	0	43.37	0	0.00	5075209






Table IV - Statement showing shareholding pattern of the Non Promoter - Non Public Shareholder

Category	Category & Name of the Shareholder	PAN	No of Shareholders	No of fully paid up equity shares held	No of Party paid-up equity shares held	No of Shares Underlying Depository Receipts	Total No of Shares Held (IV+V+VI)	Shareholding as a % of total no of shares (A+B+C2)	Number of Voting Rights held in each class of securities			Shareholding as a % assuming full conversion of convertible Securities (as a percentage of diluted share capital)	No of Shares Underlying Outstanding convertible securities (Including Warrants)	Number of Locked In Shares	Number of Shares pledged or otherwise encumbered	Number of equity shares held in dematerialized form
									Class X	Class Y	Total					
(1)	Custodian/DR Holder		(iii)	(iv)	(v)	(vi)	(vii)	(viii)				(xi)	(xii)			(xiv)
(2)	Employee Benefit Trust (under SEBI(Share based Employee Benefit) Regulations 2014)			0	0	0	0	0.00		0	0	0	0.00	0	0.00	0
	<b>Total Non-Promoter-Non Public Shareholding (C) = (C1)+(C2)</b>			0	0	0	0	0.00		0	0	0	0.00	0	0.00	0



Details of the shareholders acting as persons in Concert including their Shareholding:		
Name of Shareholder	Name of PAC	No of shares
		Holding%
<b>Total:</b>		<b>0</b>



Details of Shares which remain unclaimed may be given hear along with details such as number of shareholders,
No of Shareholders
No of shares

