



**(1)(a) STATEMENT SHOWING SHAREHOLDING PATTERN IN CLAUSE-35**

<b>NAME OF THE COMPANY: TALBROS AUTOMOTIVE COMPONENTS LTD</b>		<b>Name of the Scrip: TALBROAUTO</b>	
<b>SCRIP CODE:</b>	505160		
<b>Class of Security:</b>			
<b>QUARTER ENDED:</b>	30/06/2011		
<b>Partly paid-up shares</b>		<b>As a % of total no. of partly paid-up shares</b>	<b>As a % of total no. of shares of the Company.</b>
Held by promoter/promoter group	0	0	0
Held by Public	0	0	0
<b>Total:</b>	0	0	0
<b>Outstanding convertible securities:</b>		<b>As a % of total no. of outstanding convertible securities.</b>	<b>As a % of total no. of shares of the Company assuming full conversion of the convertible securities</b>
Held by promoter/promoter group	0	0	0
Held by Public	0	0	0
<b>Total:</b>	0	0	0
<b>Warrants:</b>		<b>As a % of total no. of warrants</b>	<b>As a % of total no. of shares of the Company, assuming full conversion of warrants</b>
Held by promoter/promoter group	0	0	0
Held by Public	0	0	0
<b>Total:</b>	0	0	0
<b>Total paid-up capital of the Company, assuming full conversion of warrants and convertible securities</b>	<b>12345630</b>	<b>0</b>	<b>100.00</b>




STATEMENT SHOWING SHAREHOLDING PATTERN IN CLAUSE - 35  
 NAME OF THE COMPANY : TALBROS AUTOMOTIVE COMPONENTS LIMITED  
 QUARTER ENDED: 30/06/2011

CATEGORY CODE	CATEGORY OF SHAREHOLDER	NO OF SHAREHOLDERS (iii)	TOTAL NUMBER OF SHARES (iv)	NO OF SHARES HELD IN DEMATERIALIZED FORM (v)	TOTAL SHAREHOLDING AS A % OF TOTAL NO OF SHARES			SHARES PLEDGED OR OTHERWISE ENCUMBERED	
					AS a PERCENTAGE of (A+B) (vi)	As a PERCENTAGE of (A+B+C) (vii)	NUMBER OF SHARES (viii)	AS a PERCENTAGE (ix)=(viii)/(iv)*100	
(i)	(ii)								
(A)	PROMOTER AND PROMOTER GROUP								
(1)	INDIAN								
(a)	Individual /HUF	10	1261321	595026	10.22	10.22	0	0.00	0.00
(b)	Central Government/State Government(s)	0	0	0	0.00	0.00	0	0.00	0.00
(c)	Bodies Corporate	3	2218419	2218419	17.97	17.97	0	0.00	0.00
(d)	Financial Institutions / Banks	0	0	0	0.00	0.00	0	0.00	0.00
(e)	Others	37	2010117	817680	16.28	16.28	0	0.00	0.00
	Sub-Total A(1) :	50	5489857	3631125	44.47	44.47	0	0.00	0.00
(2)	FOREIGN								
(a)	Individuals (NRIs/Foreign Individuals)	0	0	0	0.00	0.00	0	0.00	0.00
(b)	Bodies Corporate	0	0	0	0.00	0.00	0	0.00	0.00
(c)	Institutions	0	0	0	0.00	0.00	0	0.00	0.00
(d)	Others	0	0	0	0.00	0.00	0	0.00	0.00
	Sub-Total A(2) :	0	0	0	0.00	0.00	0	0.00	0.00
	Total A=A(1)+A(2)	50	5489857	3631125	44.47	44.47	0	0.00	0.00
(B)	PUBLIC SHAREHOLDING								
(1)	INSTITUTIONS								
(a)	Mutual Funds /UTI	1	87	0	0.00	0.00	0	0.00	0.00
(b)	Financial Institutions /Banks	5	61495	59745	0.50	0.50	0	0.00	0.00
(c)	Central Government / State Government(s)	0	0	0	0.00	0.00	0	0.00	0.00
(d)	Venture Capital Funds	0	0	0	0.00	0.00	0	0.00	0.00
(e)	Insurance Companies	2	250000	250000	2.03	2.03	0	0.00	0.00
(f)	Foreign Institutional Investors	3	921466	921466	7.46	7.46	0	0.00	0.00
(g)	Foreign Venture Capital Investors	0	0	0	0.00	0.00	0	0.00	0.00
(h)	Others	0	0	0	0.00	0.00	0	0.00	0.00
	Sub-Total B(1) :	11	1233048	1231211	9.99	9.99	0	0.00	0.00
(2)	NON-INSTITUTIONS								
(a)	Bodies Corporate	368	1480570	1439788	11.99	11.99	0	0.00	0.00
(b)	Individuals								
	(i) Individuals holding nominal share capital upto Rs.1 lakh	17762	2525076	2147318	20.45	20.45	0	0.00	0.00




CATEGORY CODE	CATEGORY OF SHAREHOLDER	NO OF SHAREHOLDERS (III)	TOTAL NUMBER OF SHARES (IV)	NO OF SHARES HELD IN DEMATERIALIZED FORM (V)	TOTAL SHAREHOLDING AS A % OF TOTAL NO. OF SHARES			SHARES PLEDGE OR OTHERWISE ENCUMBERED	
					AS a PERCENTAGE of (A+B) (VI)	As a PERCENTAGE of (A+B+C) (VII)	NUMBER OF SHARES (VIII)	AS a PERCENTAGE AS a PERCENTAGE (IX)=(VIII)/(IV)*100	
(I)	(ii) Individuals holding nominal share capital in excess of Rs.1 lakh	22	1183807	1183807	9.59	9.59			
(c)	Others								
	TRUSTS	3	27662	27662	0.22	0.22			
	OVERSEAS CORPORATE BODIES	2	287000	0	2.32	2.32			
	NON RESIDENT INDIANS	120	76506	34831	0.62	0.62			
	F C B	2	39827	0	0.32	0.32			
	CLEARING MEMBERS	12	2277	2277	0.02	0.02			
	Sub-Total B(2) :	18291	5622725	4835683	45.54	45.54			
	Total B=B(1)+B(2) :	18302	6855773	6066894	55.53	55.53			
	Total (A+B) :	18352	12345630	9698019	100.00	100.00			
(C)	Shares held by custodians, against which Depository Receipts have been issued								
(1)	Promoter and Promoter Group	0	0	0	0.00	0.00			
(2)	Public	0	0	0	0.00	0.00			
	<b>GRAND TOTAL (A+B+C) :</b>	<b>18352</b>	<b>12345630</b>	<b>9698019</b>	<b>100.00</b>	<b>100.00</b>	<b>0</b>	<b>0.00</b>	<b>0.00</b>




(i)(c)	STATEMENT SHOWING SHAREHOLDING OF PERSONS BELONGING TO "PUBLIC GROUP" HOLDING > 1% OF THE TOTAL NUMBER OF SHARES		
SLNO	NAME OF THE SHAREHOLDER	NO OF SHARES	PERCENTAGE
1	THE INDIAMAN FUND (MAURITIUS) LIMITED.	483200	3.91
2	CITIGROUP GLOBAL MARKETS MAURITIUS PRIVATE LIMITED	373564	3.03
3	GYAN ENTERPRISES PVT. LTD.	364899	2.96
4	BLAUSTERN INDIA SALES PRIVATE LIMITED	297944	2.41
5	NGP INDUSTRIES LIMITED	290250	2.35
6	GENERAL INSURANCE CORPORATION OF INDIA	229000	1.85
7	MURTAZA SOOMAR	166228	1.35
8	PENTLOW INVESTMENTS & HOLDING PET LTD	143500	1.16
9	KRINSHAW HOLDINGS LIMITED	143500	1.16
10	BINDU KAPUR	130000	1.05
11	JAG SAGAR CHAND	128000	1.04
	SONIA CHAND		
	<b>TOTAL :</b>	<b>2750085</b>	<b>22.27577693</b>



STATEMENT SHOWING DETAILS OF LOCKED-IN SHARES"			
(i)(d)			
SLNO	NAME OF THE SHAREHOLDER	CAT. CODE	NO OF SHARES
			PERCENTAGE
1	BIMPI TALWAR	PDR	45990
2	ANUJ TALWAR	PDR	36750
3	BEACON SALES PVT LTD	LTD	31500
4	JAI VIR TALWAR	PDR	23625
5	VIRAT TALWAR	PDR	23625
6	ALIESHA TALWAR	PDR	23625
7	ANANNYA TALWAR	PDR	23625
8	SHASHI TALWAR	PRR	10500
9	PARAN TALWAR (HUF)	PDR	5250
	<b>TOTAL :</b>		<b>224490</b>
			<b>1.82</b>



STATEMENT SHOWING DETAILS OF DEPOSITORY RECEIPTS (DRS)			
(ii)(a)			
Sr.No.	Type of outstanding DR (ADRs,GDRs,SDRs,etc.)	Number of outstanding DRS	Number of shares underlying outstanding DRS
		0	0
<b>TOTAL :</b>		<b>0</b>	<b>0</b>
			Shares underlying outstanding DRS as a percentage of total number of shares {i.e., Grand Total (A)+(B)+(C) indicated in Statement at Para(i)(a) above}



Statement showing Holding of Depository Receipts (DRs), where underlying shares held by "Promoter/Promoter group" are in excess of 1% of the total number shares.				
(II)(b)		Type of outstanding DR (ADRs, GDRs, SDRs, etc.)	Number of shares underlying outstanding DRs	Shares underlying outstanding DRs as a percentage of total number of shares {i.e., Grand Total (A)+(B)+(C) indicated in Statement at para(I)(a) above}
Sr.No.	Name of the DR Holder			
<b>TOTAL :</b>				<b>0</b>

