


**General information about company**

Scrip code	505160
NSE Symbol	TALBROAUTO
MSEI Symbol	NOTLISTED
ISIN	INE187D01011
Name of the company	TALBROS AUTOMOTIVE COMPONENTS LIMITED
Whether company is SME	No
Class of Security	Equity Shares
Type of report	Quarterly
Quarter Ended / Half year ended/Date of Report (For Prelisting / Allotment)	30-06-2023
Date of allotment / extinguishment (in case Capital Restructuring selected) / Listing Date	
Shareholding pattern filed under	Regulation 31 (1) (b)
Whether the listed entity is Public Sector Undertaking (PSU)?	No



**Declaration**

Sr. No.	Particular	Yes/No	Promoter and Promoter Group	Public shareholder	Non Promoter- Non Public
1	Whether the Listed Entity has issued any partly paid up shares?	No	No	No	No
2	Whether the Listed Entity has issued any Convertible Securities ?	No	No	No	No
3	Whether the Listed Entity has issued any Warrants ?	No	No	No	No
4	Whether the Listed Entity has any shares against which depository receipts are issued?	No	No	No	No
5	Whether the Listed Entity has any shares in locked-in?	No	No	No	No
6	Whether any shares held by promoters are pledge or otherwise encumbered?	No	No		
7	Whether company has equity shares with differential voting rights?	No	No	No	No
8	Whether the listed entity has any significant beneficial owner?	No			



**Table I - Summary Statement holding of specified securities**

Category (I)	Category of shareholder (II)	Nos. Of shareholders (III)	No. of fully paid up equity shares held (IV)	No. Of Partly paid-up equity shares held (V)	No. Of shares underlying Depository Receipts (VI)	Total nos. shares held (VII) = (IV)+ (V)+ (VI)	Shareholding as a % of total no. of shares (calculated as per SCRR, 1957) (VIII) As a % of (A+B+C2)	Number of Voting Rights held in each class of securities (IX)			
								No of Voting (XIV) Rights			Total as a % of (A+B+C)
								Class eg: X	Class eg: y	Total	
(A)	Promoter & Promoter Group	9	7211967			7211967	58.42	7211967		7211967	58.42
(B)	Public	36879	5133663			5133663	41.58	5133663		5133663	41.58
(C)	Non Promoter-Non Public										
(C1)	Shares underlying DRs										
(C2)	Shares held by Employee Trusts										
	Total	36888	12345630			12345630	100	12345630		12345630	100



**Table I - Summary Statement holding of specified securities**

Category (I)	Category of shareholder (II)	No. Of Shares Underlying Outstanding convertible securities (X)	No. of Shares Underlying Outstanding Warrants (Xi)	No. Of Shares Underlying Outstanding convertible securities and No. Of Warrants (Xi) (a)	Shareholding , as a % assuming full conversion of convertible securities ( as a percentage of diluted share capital) (XI)= (VII)+(X) As a % of (A+B+C2)	Number of Locked in shares (XII)		Number of Shares pledged or otherwise encumbered (XIII)		Number of equity shares held in dematerialized form (XIV)	Sub-categorization of shares		
						No. (a)	As a % of total Shares held (b)	No. (a)	As a % of total Shares held (b)		Sub-category (i)	Sub-category (ii)	Sub-category (iii)
(A)	Promoter & Promoter Group				58.42					7211967			
(B)	Public				41.58					4974781	0	0	0
(C)	Non Promoter-Non Public												
(C1)	Shares underlying DRs												
(C2)	Shares held by Employee Trusts												
	Total				100					12186748	0	0	0



**Table II - Statement showing shareholding pattern of the Promoter and Promoter Group**

Sr.	Category & Name of the Shareholders (I)	Nos. Of shareholders (III)	No. of fully paid up equity shares held (IV)	No. Of Partly paid-up equity shares held (V)	No. Of shares underlying Depository Receipts (VI)	Total nos. shares held (VII) = (IV)+(V)+(VI)	Shareholding as a % of total no. of shares (calculated as per SCRR, 1957) (VIII) As a % of (A+B+C2)	Number of Voting Rights held in each class of securities (IX)			
								No of Voting (XIV) Rights			Total as a % of Total Voting rights
								Class eg: X	Class eg: Y	Total	
A	Table II - Statement showing shareholding pattern of the Promoter and Promoter Group										
(1)	Indian										
(a)	Individuals/Hindu undivided Family	8	1918440			1918440	15.54	1918440		1918440	15.54
(d)	Any Other (specify)	1	5293527			5293527	42.88	5293527		5293527	42.88
Sub-Total (A)(1)		9	7211967			7211967	58.42	7211967		7211967	58.42
(2)	Foreign										
Total Shareholding of Promoter and Promoter Group (A)=(A)(1)+(A)(2)		9	7211967			7211967	58.42	7211967		7211967	58.42
B	Table III - Statement showing shareholding pattern of the Public shareholder										
(1)	Institutions (Domestic)										
(d)	Banks	2	2250			2250	0.02	2250		2250	0.02
(i)	NBFCs registered with RBI	1	1000			1000	0.01	1000		1000	0.01
Sub-Total (B)(1)		3	3250			3250	0.03	3250		3250	0.03
(2)	Institutions (Foreign)										
(3)	Central Government / State Government(s)										



(4)	Non-institutions										
(f)	Investor Education and Protection Fund (IEPF)	1	131356			131356	1.06	131356		131356	1.06
(g)	Resident Individuals holding nominal share capital up to Rs. 2 lakhs	35372	3399643			3399643	27.54	3399643		3399643	27.54
(h)	Resident Individuals holding nominal share capital in excess of Rs. 2 lakhs	12	783417			783417	6.35	783417		783417	6.35
(i)	Non Resident Indians (NRIs)	703	264825			264825	2.15	264825		264825	2.15
(j)	Foreign Nationals	1	200			200	0	200		200	0
(l)	Bodies Corporate	207	359079			359079	2.91	359079		359079	2.91
(m)	Any Other (specify)	580	191893			191893	1.55	191893		191893	1.55
Sub-Total (B)(4)		36876	5130413			5130413	41.56	5130413		5130413	41.56
Total Public Shareholding (B)=(B)(1)+(B)(2)+(B)(3)+(B)(4)		36879	5133663			5133663	41.58	5133663		5133663	41.58
C	Table IV - Statement showing shareholding pattern of the Non Promoter- Non Public shareholder										
Total ( A+B+C2 )		36888	12345630			12345630	100	12345630		12345630	100
Total (A+B+C )		36888	12345630			12345630	100	12345630		12345630	100



**Table II - Statement showing shareholding pattern of the Promoter and Promoter Group**

Sr.	No. Of Shares Underlying Outstanding convertible securities (X)	No. of Shares Underlying Outstanding Warrants (Xi)	No. Of Shares Underlying Outstanding convertible securities and No. Of Warrants (Xi) (a)	Shareholding , as a % assuming full conversion of convertible securities ( as a percentage of diluted share capital) (XI)= (VII)+(X) As a % of (A+B+C2)	Number of Locked in shares (XII)		Number of Shares pledged or otherwise encumbered (XIII)		Number of equity shares held in dematerialized form (XIV)	Sub-categorization of shares			
					No. (a)	As a % of total Shares held (b)	No. (a)	As a % of total Shares held (b)		Sub-category (i)	Sub-category (ii)	Sub-category (iii)	
A	Table II - Statement showing shareholding pattern of the Promoter and Promoter Group												
(1)	Indian												
(a)				15.54					1918440				
(d)				42.88					5293527				
Sub-Total (A) (1)				58.42					7211967				
(2)	Foreign												
Total Shareholding of Promoter and Promoter Group (A)=(A) (1)+(A)(2)				58.42					7211967				
B	Table III - Statement showing shareholding pattern of the Public shareholder												
(1)	Institutions (Domestic)												
(d)				0.02					500	0	0	0	
(i)				0.01					1000	0	0	0	



Sub-Total (B) (1)				0.03					1500	0	0	0
(2)	Institutions (Foreign)											
(3)	Central Government / State Government(s)											
(4)	Non-institutions											
(f)				1.06					131356	0	0	0
(g)				27.54					3284819	0	0	0
(h)				6.35					783417	0	0	0
(i)				2.15					228397	0	0	0
(j)				0					200	0	0	0
(l)				2.91					353199	0	0	0
(m)				1.55					191893	0	0	0
Sub-Total (B) (4)				41.56					4973281	0	0	0
Total Public Shareholding (B)=(B)(1)+ (B)(2)+(B)(3)+ (B)(4)				41.58					4974781	0	0	0
C	Table IV - Statement showing shareholding pattern of the Non Promoter- Non Public shareholder											
Total (A+B+C2)				100					12186748			
Total (A+B+C)				100					12186748			





**Individuals/Hindu undivided Family**

Serial No.	1	2	3	4	5	6	7
Name of the Shareholders (I)	UMESH TALWAR	VIDUR TALWAR	BIMPI TALWAR	NARESH TALWAR	ASHA BURMAN	VARUN TALWAR	KUMKUM TALWAR
PAN (II)	AACPT8093J	AADPT2269H	AADPT3930B	AADPT7190B	AAEPB0966C	AAZPT6900F	ADDPT2815L
No. of fully paid up equity shares held (IV)	187510	281264	187509	281264	43347	281264	281264
No. Of Partly paid-up equity shares held (V)							
No. Of shares underlying Depository Receipts (VI)							
Total nos. shares held (VII) = (IV)+ (V)+ (VI)	187510	281264	187509	281264	43347	281264	281264
Shareholding as a % of total no. of shares (calculated as per SCRR, 1957) (VIII) As a % of (A+B+C2)	1.52	2.28	1.52	2.28	0.35	2.28	2.28
<b>Number of Voting Rights held in each class of securities (IX)</b>							
Class eg:X	187510	281264	187509	281264	43347	281264	281264
Class eg:y							
Total	187510	281264	187509	281264	43347	281264	281264
Total as a % of Total Voting rights	1.52	2.28	1.52	2.28	0.35	2.28	2.28



No. Of Shares Underlying Outstanding convertible securities (X)							
No. of Shares Underlying Outstanding Warrants (Xi)							
No. Of Shares Underlying Outstanding convertible securities and No. Of Warrants (Xi) (a)							
Shareholding , as a % assuming full conversion of convertible securities (as a percentage of diluted share capital) (XI)= (VII)+(Xi)(a) As a % of (A+B+C2)	1.52	2.28	1.52	2.28	0.35	2.28	2.28
Number of Locked in shares (XII)							
No. (a)							
As a % of total Shares held (b)							
Number of Shares pledged or otherwise encumbered (XIII)							
No. (a)							
As a % of total Shares held (b)							
Number of equity shares held in	187510	281264	187509	281264	43347	281264	281264

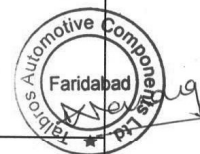


dematerialized form (XIV)							
Reason for not providing PAN							
Reason for not providing PAN							
Shareholder type	Promoter	Promoter Group	Promoter Group	Promoter	Promoter Group	Promoter Group	Promoter Group



**Individuals/Hindu undivided Family**

Serial No.	8	9	10	11	12	
Name of the Shareholders (I)	VIRAT TALWAR	JAI VIR TALWAR	ANUJ TALWAR	ANANNYA TALWAR	ALIESHA TALWAR	<a href="#">Click here to go back</a>
PAN (II)	AODPT9764R	AODPT9765Q	ABXPT3558N	AODPT7057B	AODPT7100F	Total
No. of fully paid up equity shares held (IV)	0	0	375018	0	0	1918440
No. Of Partly paid-up equity shares held (V)						
No. Of shares underlying Depository Receipts (VI)						
Total nos. shares held (VII) = (IV)+ (V)+ (VI)	0	0	375018	0	0	1918440
Shareholding as a % of total no. of shares (calculated as per SCRR, 1957) (VIII) As a % of (A+B+C2)	0	0	3.04	0	0	15.54
<b>Number of Voting Rights held in each class of securities (IX)</b>						
Class eg:X	0	0	375018	0	0	1918440
Class eg:y						
Total	0	0	375018	0	0	1918440
Total as a % of Total Voting rights	0	0	3.04	0	0	15.54



No. Of Shares Underlying Outstanding convertible securities (X)						
No. of Shares Underlying Outstanding Warrants (Xi)						
No. Of Shares Underlying Outstanding convertible securities and No. Of Warrants (Xi) (a)						
Shareholding , as a % assuming full conversion of convertible securities (as a percentage of diluted share capital) (XI)= (VII)+(Xi)(a) As a % of (A+B+C2)	0	0	3.04	0	0	15.54
Number of Locked in shares (XII)						
No. (a)						
As a % of total Shares held (b)						
Number of Shares pledged or otherwise encumbered (XIII)						
No. (a)						
As a % of total Shares held (b)						
Number of equity shares held in	0	0	375018	0	0	1918440



dematerialized form (XIV)						
Reason for not providing PAN						
Reason for not providing PAN						
Shareholder type	Promoter Group	Promoter Group	Promoter Group	Promoter Group	Promoter Group	



**Any Other (specify)**

Serial No.	1	
Category	Bodies Corporate	<a href="#">Click here to go back</a>
Name of the Shareholders (I)	TALBROS INTERNATIONAL PRIVATE LIMITED	
PAN (II)	AAACO2191D	Total
No. of the Shareholders (I)	1	1
No. of fully paid up equity shares held (IV)	5293527	5293527
No. Of Partly paid-up equity shares held (V)		
No. Of shares underlying Depository Receipts (VI)		
Total nos. shares held (VII) = (IV)+ (V)+ (VI)	5293527	5293527
Shareholding as a % of total no. of shares (calculated as per SCRR, 1957) (VIII) As a % of (A+B+C2)	42.88	42.88
<b>Number of Voting Rights held in each class of securities (IX)</b>		
Class eg: X	5293527	5293527
Class eg:y		



Total	5293527	5293527
Total as a % of Total Voting rights	42.88	42.88
No. Of Shares Underlying Outstanding convertible securities (X)		
No. of Shares Underlying Outstanding Warrants (Xi)		
No. Of Shares Underlying Outstanding convertible securities and No. Of Warrants (Xi) (a)		
Shareholding , as a % assuming full conversion of convertible securities (as a percentage of diluted share capital) (XI)= (VII)+(X) As a % of (A+B+C2)	42.88	42.88
Number of Locked in shares (XII)		
No. (a)		
As a % of total Shares held (b)		
Number of Shares pledged or otherwise encumbered (XIII)		
No. (a)		





As a % of total Shares held (b)		
Number of equity shares held in dematerialized form (XIV)	5293527	5293527
Reason for not providing PAN		
Reason for not providing PAN		
Shareholder type	Promoter Group	



**Bodies Corporate**


Serial No.	1	
Name of the Shareholders (I)	GYAN ENTERPRISES PRIVATE LIMITED	<a href="#">Click here to go back</a>
PAN (II)	AAACG0512G	Total
No. of fully paid up equity shares held (IV)	136111	136111
No. Of Partly paid-up equity shares held (V)		
No. Of shares underlying Depository Receipts (VI)		
Total nos. shares held (VII) = (IV)+ (V)+ (VI)	136111	136111
Shareholding as a % of total no. of shares (calculated as per SCRR, 1957) (VIII) As a % of (A+B+C2)	1.1	1.1
Number of Voting Rights held in each class of securities (IX)		
Class eg: X	136111	136111
Class eg:y		
Total	136111	136111
Total as a % of Total Voting rights	1.1	1.1



No. Of Shares Underlying Outstanding convertible securities (X)		
No. of Shares Underlying Outstanding Warrants (Xi)		
No. Of Shares Underlying Outstanding convertible securities and No. Of Warrants (Xi) (a)		
Shareholding , as a % assuming full conversion of convertible securities (as a percentage of diluted share capital) (XI)= (VII)+(X) As a % of (A+B+C2)	1.1	1.1
Number of Locked in shares (XII)		
No. (a)		
As a % of total Shares held (b)		
Number of equity shares held in dematerialized form (XIV)	136111	136111
Reason for not providing PAN		
Reason for not providing PAN		



Sub-categorization of shares		
Shareholding (No. of shares) under		
Sub-category (i)	0	0
Sub-category (ii)	0	0
Sub-category (iii)	0	0

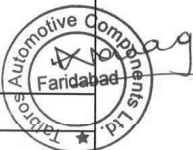


**Individuals - ii. Individual shareholders holding nominal share capital in excess of Rs. 2 lakhs.**


Serial No.	1	2	3	
Name of the Shareholders (I)	SANJEEV VINODCHANDRA PAREKH	VIJAY KISHANLAL KEDIA	DOLLY KHANNA	<a href="#">Click here to go back</a>
PAN (II)	AACPP8597R	AAOPK6277D	ADOPD7812J	Total
No. of fully paid up equity shares held (IV)	142681	150000	185715	478396
No. Of Partly paid-up equity shares held (V)				
No. Of shares underlying Depository Receipts (VI)				
Total nos. shares held (VII) = (IV)+ (V)+ (VI)	142681	150000	185715	478396
Shareholding as a % of total no. of shares (calculated as per SCRR, 1957) (VIII) As a % of (A+B+C2)	1.16	1.22	1.5	3.88
<b>Number of Voting Rights held in each class of securities (IX)</b>				
Class eg: X	142681	150000	185715	478396
Class eg:y				
Total	142681	150000	185715	478396
Total as a % of Total Voting rights	1.16	1.22	1.5	3.88



No. Of Shares Underlying Outstanding convertible securities (X)				
No. of Shares Underlying Outstanding Warrants (Xi)				
No. Of Shares Underlying Outstanding convertible securities and No. Of Warrants (Xi) (a)				
Shareholding , as a % assuming full conversion of convertible securities (as a percentage of diluted share capital) (XI)= (VII)+(X) As a % of (A+B+C2)	1.16	1.22	1.5	3.88
Number of Locked in shares (XII)				
No. (a)				
As a % of total Shares held (b)				
Number of equity shares held in dematerialized form (XIV)	142681	150000	185715	478396
Reason for not providing PAN				
Reason for not providing PAN				



Sub-categorization of shares				
Shareholding (No. of shares) under				
Sub-category (i)	0	0	0	0
Sub-category (ii)	0	0	0	0
Sub-category (iii)	0	0	0	0



**Table VI - Statement showing foreign ownership limits**

Particular	Approved limits (%)	Limits utilized (%)
As on shareholding date	100	1.49
As on the end of previous 1st quarter	100	1.31
As on the end of previous 2nd quarter	100	0
As on the end of previous 3rd quarter	100	0
As on the end of previous 4th quarter	100	2.63

