

2<sup>nd</sup> Announcement



# Annual Scientific Meeting 2022



**27 October 2022** (Pre-Congress Workshop)

**28-30 October 2022** (Main Congress Days)



Hilton Kuala Lumpur

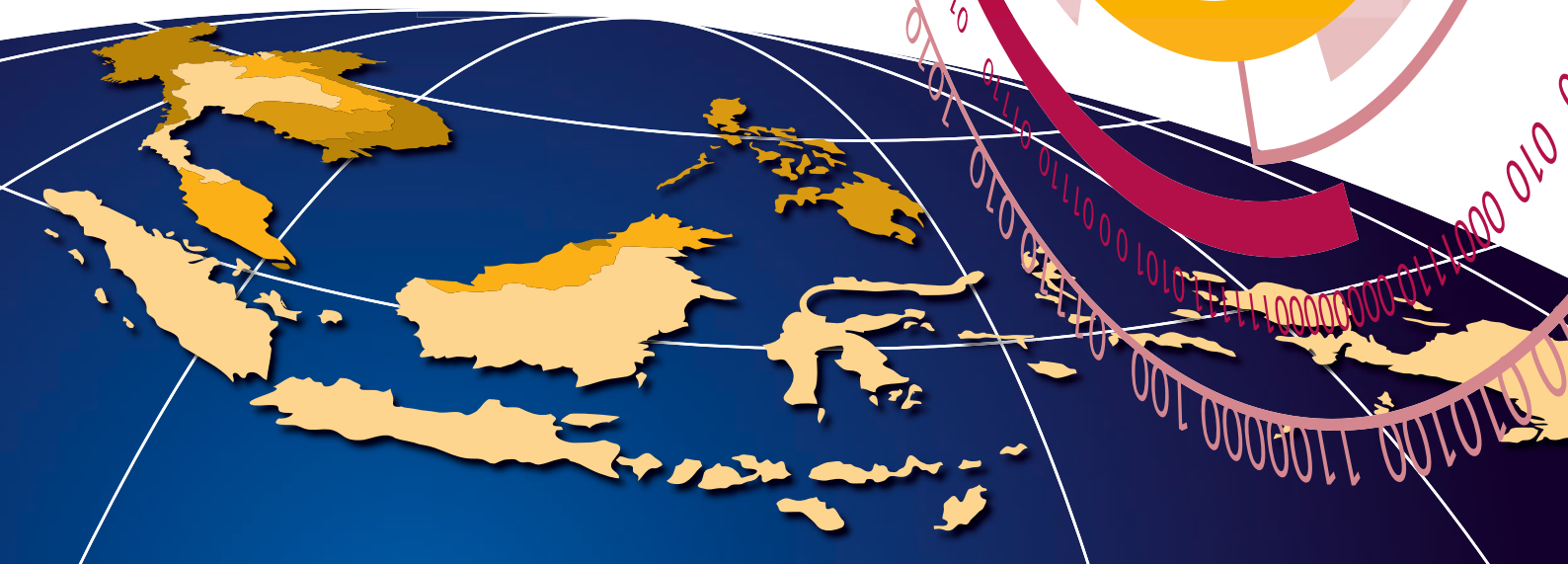


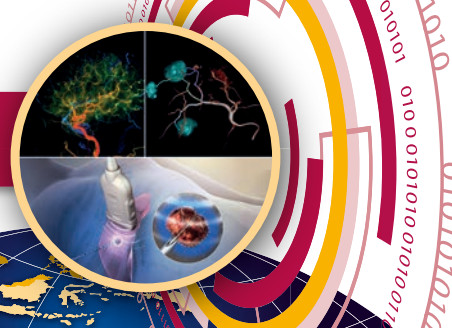
8.30 AM - 5.00 PM



[asm.mysir.org](http://asm.mysir.org)

**Forging IR  
Ties in SEA**





## Welcome message from Organising Chairperson

Dear Participants,

The Malaysian Society of Interventional Radiology would like to formally welcome each and every one of you to the MYSIR Annual Scientific Meeting 2022. With this year's theme of **"Forging IR Ties in SEA"**, we can't wait for the participation and positive response you will show to our Annual Scientific Meeting.

MYSIR is very honoured to be able to host our annual meet despite these trying times. Ever since MYSIR was founded in October 2012, its focus has been to be the renowned national body in image guided intervention and in the development of interventional radiology. Aside from that, MYSIR aims to prioritise healthcare, spearhead research, and encourage teaching to enhance the standard of medical practice in Malaysia.

This year, we strongly hope to use our Annual Scientific Meeting to foster relationships between IRs in ASEAN countries. We hope this platform will enable IRs from all the South East Asia member countries to befriend and learn from each other.

We hope to provide an opportunity for all IR practitioners to bond together over activities. We aim to create a community where there can be discussions on IR issues and topics that our colleagues from other ASEAN countries may have. We wish for IR practitioners to be able to freely discuss and create forums to deliberate on various techniques, tips and tricks developed within their own countries as well as share these experiences with each other.

Additionally, to all the participants from outside Malaysia, we hope that aside from our annual scientific meeting, you will be able to explore and discover the beauty of Malaysia. We recommend the amazing nightlife in KL to the iconic street food that will surely satisfy your taste buds. We hope that you will have an unforgettable experience in Malaysia.

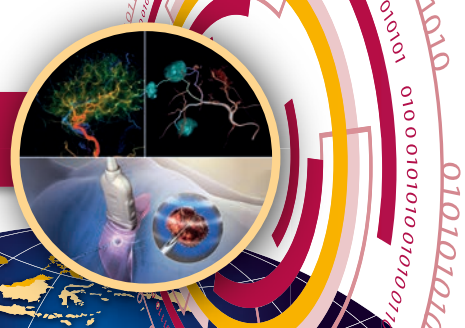
Above all, we are dedicated to delivering a special Annual Scientific Meeting 2022 experience ensuring that it will be a memorable time for all our participants.

Sincerely,



**Dr Naveen Rajadurai**  
Organising Chairperson  
MYSIR ASM 2022





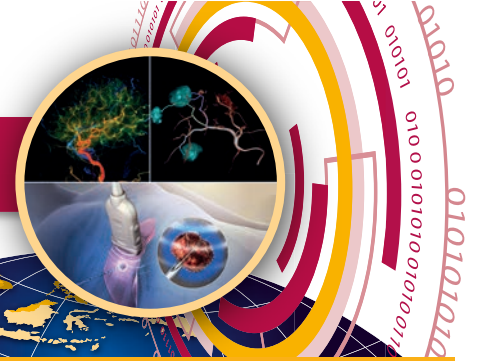
## Organising & Scientific Committee

<b>President of MYSIR</b>	:	Dr Nur Adura Yaakup
<b>Organising Chairperson</b>	:	Dr Naveen Rajadurai
<b>Scientific Chairperson</b>	:	Dr Ch'ng Li Shyan
<b>Conference Advisor</b>	:	Dr Alex Tang Ah Lak
<b>Scientific Committee</b>	:	Professor Dr Anushya Vijayanathan Dr Anis Shafina Mahfudz Dr Arvin Rajadurai Dr Dhayal Balakrishnan Dr Ganeshwara Durai Raja Lingam Associate Professor Dr Khairul Azmi Abd Kadir Dr Lee Chun Cheng Dr Loh Kok Beng Dr M Fadli Embong Dr Melisa Lim Seer Yee Dr Mohamad Syafeeq Feeaz Bin Mohd Noh Dr Nik Azuan Nik Ismail Dr Ng Wei Lin Dr Nur Adura Yaakup Dr Roger Tok Chung Hong Dr Salinawati Binti Bakin
<b>Medical Officer Lead</b>	:	Dr Divann Esvaran

## International Liaison Committee

<b>Brunei / Laos</b>	:	Professor Ahmad Sobri Muda
<b>Cambodia</b>	:	Dr Ch'ng Li Shyan
<b>Indonesia</b>	:	Professor Ahmad Sobri Muda
<b>Myanmar</b>	:	Dr Ch'ng Li Shyan
<b>Phillipines</b>	:	Professor Ahmad Sobri Muda Dr Anis Shafina Mahfudz
<b>Singapore</b>	:	Dr Alex Tang Ah Lak Dr Dhayal Balakrishnan
<b>Timor Leste</b>	:	Professor Ahmad Sobri Muda
<b>Thailand</b>	:	Dr Jeyaledchumy Mahadevan Dr Ng Wei Lin
<b>Vietnam</b>	:	Professor Ahmad Sobri Muda





## Special Thanks To

### Diamond



### Gold



### Silver



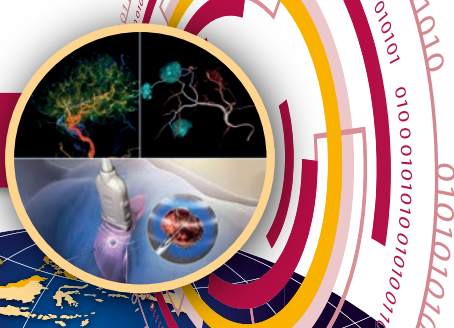
### Bronze



### Others








## Collaborating Societies & Institutions

**AAFITN**  
Asian Australasian Federation of Interventional and Therapeutic Neuroradiology

Cambodia IR Society  
Brunei & Timor Leste IR Society



**APSCVIR**  
ASIA PACIFIC SOCIETY OF CARDIOVASCULAR  
AND INTERVENTIONAL RADIOLOGY



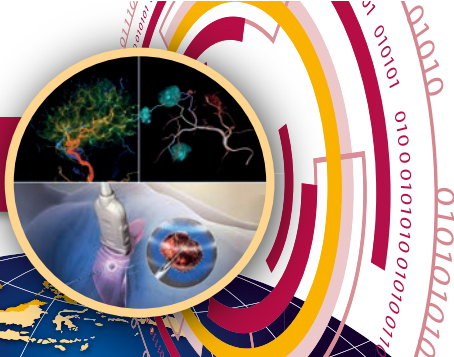
**MyNIS**  
Malaysian Neurointerventional Society



Singapore  
General Hospital







## International Faculty



**Apoorva Gogna**  
Singapore General Hospital  
Singapore



**Chandy Chea**  
Royal Phnom Penh Hospital  
Cambodia



**Farah Gillan Irani**  
Singapore General Hospital  
Singapore



**Keerati Hongsakul**  
Prince of Songkla University  
Thailand



**Leong Sum**  
Singapore General Hospital  
Singapore



**Nutcha Pinjaroen**  
Chulalongkorn University  
Thailand




**Pua Uei**  
Tan Tock Seng Hospital  
Singapore



**Sirintara (Pongpech) Singhara Na Ayudhaya**  
President  
The World Federation of  
Neuroradiological Societies (WFNRS)  
Thailand



**Satit Rojwacharapibarn**  
Siriraj Hospital, Mahidol University  
Thailand




**Somrach Thamtorawat**  
Siriraj Hospital, Mahidol University  
Thailand



**Stefano Marcia**  
Hospital Santissima Trinita  
Italy



**Sundeep Punamiya**  
Tan Tock Seng Hospital  
Singapore



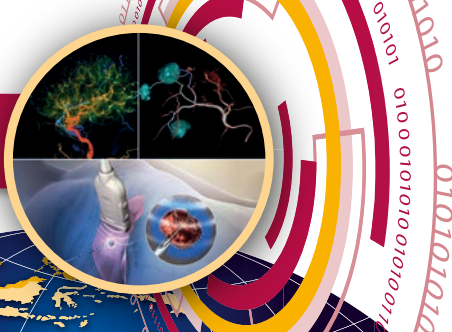
**Tanop Srisuwan**  
Bumrungrad International Hospital  
Thailand



**Too Chow Wei**  
Singapore General Hospital  
Singapore

& many more coming soon..





## National Faculty



**Alex Tang**  
Subang Jaya Medical Center



**Anis Shafina Mahfudz**  
UiTM Faculty of Medicine



**Arvin Rajadurai**  
Sungai Buloh Hospital



**Anushya Vijayanathan**  
University Malaya Medical Center



**Basri Johan Jeet**  
University Malaya Medical Center



**Isa Azzaki Zainal**  
Universiti Kebangsaan Malaysia



**Jeyaedchumy Mahadevan**  
Hospital Pantai Bangsar



**Khairul Azmi Abd Kadir**  
University Malaya Medical Center



**Melisa Lim**  
Hospital Kuala Lumpur



**Mohd Naim Mohd Yaakob**  
Tuanku Ampuan Najihah Hospital



**Nasibah Mohamad**  
University Sains Malaysia



**Norhafizah Hamzah**  
Universiti Kebangsaan Malaysia



**Nur Adura Yaakup**  
University Malaya Medical Center



**Nur Yazmin Yaacob**  
Universiti Kebangsaan Malaysia



**Rozman Zakaria**  
Universiti Kebangsaan Malaysia



**Yuzairif Yusof**  
Regency Specialist Hospital

& many more coming soon..



## Pre-Congress Workshop

27<sup>th</sup> October 2022, Thursday







<p><b>Workshop 1</b></p>	<p><b>Transradial Workshop by Merit Medical RM150/pax</b></p> <p> <b>MERITMEDICAL</b>  <b>H&amp;A Medical Supply Sdn Bhd</b> (760352-T)</p> <p><b>Time: 9.00am - 4.00pm</b> <b>Location: Damansara Specialist Hospital 2</b></p> <p>Registration is now OPEN on the website, head to <a href="https://asm.mysir.org/registration">https://asm.mysir.org/registration</a> for more info. We will update the agenda from time to time.</p>
<p><b>Workshop 2</b></p>	<p><b>Vascular Access by BD RM150/pax</b></p> <p></p> <p><b>Time: 9.00am - 4.00pm</b> <b>Location: University Malaya Medical Centre (Menara Selatan)</b></p> <p>Registration is now OPEN on the website, head to <a href="https://asm.mysir.org/registration">https://asm.mysir.org/registration</a> for more info. We will update the agenda from time to time.</p>
<p><b>Workshop 3</b></p>	<p><b>Workshop To Be Confirmed</b></p>





## In-Congress Workshop

28<sup>th</sup> - 29<sup>th</sup> October 2022

Room Date	Accord, Level 6, Hilton KL	Network, Level 6, Hilton KL
28/10/2022 Friday AM Session 9AM - 12PM	<b>Teleflex / Med Exp Workshop</b>  	<b>Eco Microwave Workshop</b> 
28/10/2022 Friday PM Session 2PM - 5PM	<b>Medcin Pharma / Balt Workshop</b>  	
29/10/2022 Saturday AM Session 9AM - 12PM	<b>Abbott Malaysia Workshop</b> 	
29/10/2022 Saturday PM Session 2PM - 5PM		



# Programme at a Glance

## Day 1 28<sup>th</sup> October 2022, Friday

Time	Lecture Hall A	Lecture Hall B	Lecture Hall C
0730 hrs	Registration Counter Opens		
0830 - 1000 hrs	Opening Ceremony / Plenary		
1000 - 1030 hrs	Tea Break & Exhibit Visit		
	Tea Symposium A - Merit Medical	Tea Symposium B	Tea Symposium C
1030 - 1200 hrs	Interventional Oncology 1 - Immunotherapy	Liver Transplant	Allied Health - Nursing
	Immunotherapy in Oncology : An overview	Anastamoses in Liver Transplant	Starting It Right: Preparing the IR Patient
	Dendritic cells in immunotherapy	Pre-transplant CT Liver assessment	IR Trolley 101 : The Basics
	Thermal Ablation and immunomodulation	Ultrasound assessment post liver transplant	The IR Masterchef : Medication Mixing In IR
	Radioembolisation and Immunotherapy : Current Evidence	Manaagement of vascular complication post liver transplant	Nursing the IR Patient : Peri-Procedure Care & Patient Advice
	Immunotherapy and Interventional Oncology: The New Frontier	Biliary Complication post liver transplant	The Future of IR Nursing : Getting Yourself Qualified
1200 - 1330 hrs	Lunch Break & Exhibit Visit		
	Lunch Symposium A - Teleflex / Med Exp Sdn Bhd	Lunch Symposium B - Siemens	Lunch Symposium C - Medcin Pharma / Balt
1330 - 1500 hrs	MySIR Meets TSVIR	MySIR Meets MyNIS	Foundation IR 1
	Transeptal needle sharp recanalisation for chronic central vein occlusion	Go Further : #MeVO and #DVO	Safe Access : Lines & Ports in IR
		Have we conquered Posterior Circulation Thrombectomy?	Hitting The Target : Biopsies & Drainages
	Type II endoleak : diagnosis and treatment algorithm	Challenges for ICAD stenting and restenosis	The Bread & Butter : Non-Vascular Intervention
	Portal vein embolisation : Advanced clinical application and techniques	Problems and Complications in Mechanical Thrombectomy	Bleeding Essentials : From CTA to Embolization
		The role of transcranial oxygen monitoring stroke	Devastating Days : Dealing With Pseudoaneurysms
	Cocktail treatment for advanced HCC : Thailand experience	Imaging findings post thrombectomy	
	Anatomy and variation of lymphatic in the chest and abdomen	MRI Stroke ADC/DWI: Lets Dive into the Dark world	
		ECA-ICA bypass: Indications and outcomes	
1500 - 1530 hrs	Tea Break & Exhibit Visit		
	Tea Symposium D - Siemens	Tea Symposium E	Tea Symposium F - Syntec Medical
1530 - 1700 hrs	Hepatic Venous Intervention	Neuro 1	Oral Presentation 1
	Portal and Superior Mesenteric Vein Thrombosis management – what does current data say?	Anatomical Considerations for treatment of Intracranial Aneurysms	
		Imaging intracranial Aneurysms- What we need to know	
	PARTO - Tips and Tricks	Simple endovascular treatment strategies for Subarachnoid Haemorrhage	
	Variceal Embolisation: Approach and Current Literature	Complex endovascular treatment strategies for Subarachnoid Haemorrhage	
		Advancement in Intracranial Stenting in Acute Subarachnoid Haemorrhage	
	Patient selection for TIPSS	Best Practise for follow-up imaging post endovascualr treatment of intracranial aneurysms	
1700 hrs	TIPSS - How I do it	Endovascular management of unruptured intracranial aneurysms	
		Tips, Tricks and bailout techniques for endovascular intracranial aneurysm management	
	End of Day 1		



## Day 2 29<sup>th</sup> October 2022, Saturday

Time	Lecture Hall A	Lecture Hall B	Lecture Hall C
0730 hrs	Registration Counter Opens		
0830 - 1000 hrs	Interventional Oncology 2	Peripheral Vascular Disease	GI
	PET-CT guided ablation of liver tumours: How I do it	CTO wires: Choosing the right one	Emborrhoids
	IASIOS accreditation	Recanalisation techniques for total occlusion	GI Embolisation in Trauma
	IRE in tumour ablation: Current evidence	Below the knee interventions: Tools and Techniques	Embolisation of Bowel Tumour
	Interpretating follow-up CT post lung ablation ; What Radiologist should know	IVUS for lower limb arteries	Percutaneous Gastrostomy - How I do it?
	Combination of lung ablation with other therapies	Pedal puncture: Tips and Tricks	PercutaneousTransesophageal gastrotubing (PTEG)
1000 - 1030 hrs	Tea Break & Exhibit Visit		
	Tea Symposium G - Exza Medical Sdn Bhd	Tea Symposium H - Penumbra	Tea Symposium I
1030 - 1200 hrs	Tackling Large HCC	Haemodialysis Access - Fistula	Journal Article Writing  IR Journals in Malaysia
	Systemis Therapy in HCC	Endovascular AV Fistula Creation - How I do it	
	Intervention in intermediate HCC: Can IR survive the tsunami?	Endovascular AV Fistula Creation - WavelinQ Vs Ellipsys	Round Table 2 : - Subspecialities in IR
	Combined TAE and cTACE in management of large HCC	Salvage of Thrombosed AV Fistula - Patient Selection, Technique and Outcome	
	IR Options in HCC with PVTT	Transradial access : Effective and safe alternative approach in AVF intervention	
	Personalised Dosimetry in Radioembolisation : How I do it	Fistuloplasty Aftercare	
1200 - 1330 hrs	Lunch Break & Exhibit Visit		
	Lunch Symposium D - Exza Medical Sdn Bhd	Lunch Symposium E - Merit Medical	Lunch Symposium F
1330 - 1500 hrs	MySir Meets SGCR	Neuro 2	Allied Health - Radiographer
		Role of Venous Stenting In Refractory Intracranial Hypertension	The IR Co-Pilot : Guiding IRs to The Right Destination
		The Fitter IR/INR: Overcoming Physical Health Hazards In The Cath Lab	Cerebral Intervention : Navigating the Cerebral Vasculature
		Endovascular Management of Spinal AVF: From Basics to Advance Treatment Strategies	Looking After Each Other : Radiation Protection in IR
		Intra-arterial chemotherapy for Retinoblastoma	Quality Improvements in IR : Capturing The Perfect Image
			The IR Manager : Challenges in Setting Up A New IR Service
1500 - 1530 hrs	Tea Break & Exhibit Visit		
	Tea Symposium J	Tea Symposium K - Penumbra	Tea Symposium L
1530 - 1700 hrs	Round Table 1 : Setting up IR Clinic and Clinical Practice	ASEAN Neuro Nightmare	Biliary Intervention
		Complications 1 - Malaysia	PTBD for Non-dilated Biliary Tract
		Complications 2 - Thailand	Management of benign biliary strictures
		Complications 3 - Singapore	Endoluminal RFA for malignant biliary obstruction
		Complications 4 - Vietnam	Percutaneous gall bladder ablation
		Complications 5 - Indonesia	Imaging Features of Choledochal Cyst
		Complications 6 - Philippines	
1700 hrs	End of Day 2		

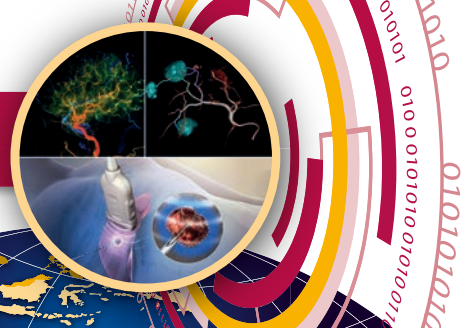


## Day 3 30<sup>th</sup> October 2022, Sunday

Time	Lecture Hall A	Lecture Hall B	Lecture Hall C
0730 hrs	Registration Counter Opens		
0830 - 1000 hrs	MSK	Paediatric IR  Treatment of Extensive Venous Malformation	Foundation IR 2
	Fundamentals of MSK tumour intervention		Angioplasty Basics : Balloons For Beginners
	MSK tumour intervention: Dos & Don'ts		Endovascular Stenting : The Requisites
	MSK tumour intervention: Tools of the Trade (Biopsy, Abaltion & Consolidation)		Thrombectomy & Thrombolysis : Chasing The Thrombus
	MSK tumour Intervention : Tips and Tricks		IO Fundamentals : The ABCs of Ablation
	Challenging case presentation		IO Fundamentals: Intra-Arterial Therapies For Tumours
1000 - 1030 hrs	Tea Break & Exhibit Visit		
	Tea Symposium M	Tea Symposium N	Tea Symposium O
1030 - 1200 hrs	Pain	Amazing IR / My Worst Nightmare	Cholangiocarcinoma
	Chronic Headache: Role of CT Guided Atlanto-axial and Atlanto Occipital Pain Intervention		LIRADS : Current status
	Trigeminal Neuralgia: Pain Intervention		Epidemiology and Chemotherapy and Cholangiocarcinoma
	Stellate Ganglion Block - Indication and Technique		Pre-operative CT of Cholangiocarcinoma: What the Surgeon wants to know
	The Principles of Intra-articular Injections		Chemosaturation for intrahepatic cholangiocarcinoma
	Knee osteoarthritis : Treatment Options		Liver regeneration techniques: Portal vein embolisation, radioembolisation and liver venous deprivation
1200 - 1330 hrs	Lunch Break & Exhibit Visit		
	Lunch Symposium G	Lunch Symposium H - Syntec Medical	Lunch Symposium I
1330 - 1500 hrs	IR in SEA - History of IR in respective countries - Future plans - Development of IR training	Uro-Gynae	Oral Presentation 2
		Prostate artery embolisation: Urologist's View	
		Prostate artery embolisation: Techniques and outcomes	
	Malaysia      Indonesia Singapore      Philippines Thailand      Brunei Vietnam      Laos Cambodia      Timor Leste	Uterine fibroid embolisation : Patient selectiona dn peri-intervention care	
		Uterine artery embolisation : Tips and Tricks	
		Fallopian tube intervention	
1500 - 1530 hrs	Tea Break & Exhibit Visit		
	Tea Symposium P	Tea Symposium Q	Tea Symposium R
1530 - 1700 hrs	Closing Ceremony / Best Paper Award		

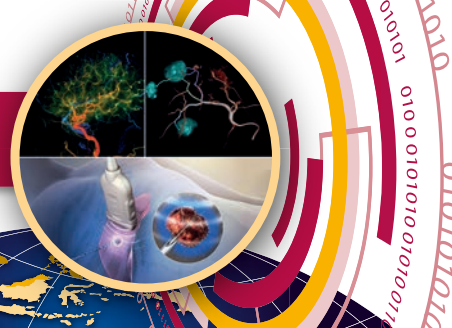
\*Programme subject to changes





## Registration Fee

Category	Rates
<b>Local Delegates</b>	
<b>Early Bird (Until 15<sup>th</sup> September 2022, 12:59PM GMT +8)</b>	<b>Ringgit Malaysia</b>
MYSIR Members / COR Members	RM 980.00
Non MYSIR Members / Non-COR Members / Specialists / Physicians	RM 1,200.00
Medical Officers / Master Students	RM 900.00
Allied Health Professionals	RM 800.00
Medical Students	RM 500.00
Day Pass (one day entry)	RM 350.00
<b>Post Early Bird (From 16<sup>th</sup> September 2022 onwards)</b>	<b>Ringgit Malaysia</b>
MYSIR Members / COR Members	RM 1,200.00
Non MYSIR Members / Non-COR Members / Specialists / Physicians	RM 1,500.00
Medical Officers / Master Students	RM 980.00
Allied Health Professionals	RM 900.00
Medical Students	RM 850.00
Day Pass (one day entry)	RM 400.00
<b>International Delegates</b>	
<b>Early Bird (Until 15<sup>th</sup> September 2022, 12:59PM GMT +8)</b>	<b>US Dollar</b>
Specialist / Physicians	USD 350.00
Trainees / Residents	USD 300.00
Allied Health Professionals / Medical Students	USD 250.00
Day Pass (one day entry)	USD 90.00
<b>Post Early Bird (From 16<sup>th</sup> September 2022 onwards)</b>	<b>US Dollar</b>
Specialist / Physicians	USD 400.00
Trainees / Residents	USD 350.00
Allied Health Professionals / Medical Students	USD 300.00
Day Pass (one day entry)	USD 100.00



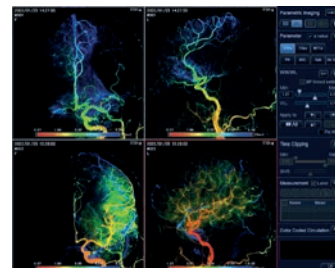
## Call for Abstract



### Abstract Submission Guidelines

The scientific committee welcomes the submission of scientific abstracts. Authors are invited to submit abstracts in the following areas of interest:

- Diagnostic imaging pertaining to IR
- Neurointervention
- Interventional Oncology
- Hepatobiliary Intervention
- Musculoskeletal Intervention
- Paediatric Intervention
- Vascular Intervention
- Non-Vascular Intervention
- Nursing
- Radiographer



### Abstract submitters may select your preferred final presentation format: -

- Oral presentation
- E-poster presentation

There is no limit to the number of abstracts you may submit, but you may not submit on the same study/data set to be presented in one or more format as mentioned above. All abstracts will be reviewed by the Scientific Committee. The committee reserves the right to select the abstracts relevant to the sessions and must decide on the final form of presentation.

### Abstract Submission Guidelines

Please provide the data of the co - authors (name, affiliations). Ensure that all author information is included and entered correctly. Please provide the abstract body text. The abstract body is limited to a maximum of 300 words which is approximately 1600 characters.

Depending on whether your abstract is a Research based abstract or a Case Report, the body follows the following format.

### Research Format Case Report Format

- Purpose / Introduction
- Materials and Methods N/A
- Results / Report
- Conclusion
- Ensure that all changes, corrections, and proofreading have been carried out before submission.

#### Disclaimer

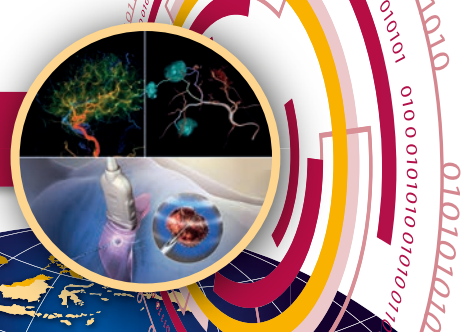
The organisers of this event and MYSIR take no responsibility for any published abstracts submitted. Any issues or errors arising from the abstracts are solely the responsibility of the authors. By submitting his/her/their work, the Author(s) consent to the publication of the abstracts and transfer and assign to the Congress and MYSIR the rights to edit, publish, reproduce, distribute copies and to prepare derivative works such as press releases. Author(s) represent and warrants that he/she/they is/are sole author(s) of the work and that all authors have participated in and agree with the content and conclusions of the work; and that the work is original and does not infringe upon any copyright, proprietary or personal right of any third party. If the work is not original, the Author(s) should reference the original source and ensure all relevant permission and/or authorisation to re-use has been obtained.

For more information, please visit the conference website at [asm.mysir.org](http://asm.mysir.org)

### Share Your Research

- Abstract Submission Opens
- Abstract Submission Closes
- Author Notification of Acceptance
- Deadline for successful abstract submitters to register

15<sup>th</sup> June 2022  
15<sup>th</sup> September 2022 (Extended)  
30<sup>th</sup> September 2022  
10<sup>th</sup> October 2022



## Host Country Malaysia

Malaysia is a multicultural country with much to offer visitors regardless of their budget or what their idea of fun might be. Kuala Lumpur, the country's capital, is a cosmopolitan city with amazing shopping and stunning architecture within blocks, you'll find both the ultramodern Petronas Towers and several colonial palaces and buildings.

Malaysia is divided into 13 states and 3 federal territories inclusive of Peninsular Malaysia, East Malaysia, and the island of Labuan. An outstanding feature of Malaysia is the stark contrasts between its developed and natural attractions. Skyscrapers tower over wooden houses while hotels are located not far from beautiful beaches.

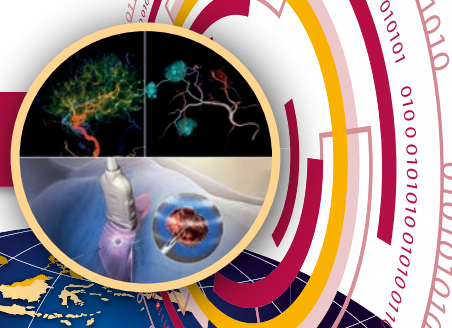
Just a short drive away from the capital, there are plenty of things to do from islands, mountains, and record-breaking caves to countless temples and a unique chance to explore the fauna rich jungle of Borneo.

For a refreshing new adventure, there is no better place than Malaysia.

*\*Further information on the country can also be obtained from the Malaysian government's official portal, [www.malaysia.gov.my](http://www.malaysia.gov.my)*







## Host City Kuala Lumpur

Having the privilege to have direct flights from almost every major city around the world, Kuala Lumpur is an ideal spot to begin your journey. Kuala Lumpur is a famous gathering spot for vendors and tourists.

Kuala Lumpur city is a perfect fusion of the past and the present. This is demonstrated by a mix of British colonial buildings from the late 18<sup>th</sup> century to the many modern office towers. One of SEA's up and coming rising capitals, the city has grown over the last century from a little mining colony to a global phenom.

The Malaysian metropolis has withstood Asian economic crises and has not slowed down its development. Its symbol of hope lies in the iconic PETRONAS Twin Towers.

Housing some of Southeast Asia's biggest and most famous shopping malls, Kuala Lumpur is a hotspot for tourists and locals looking to go on a shopping spree and experience the rich culture. KL is also not short of sceneries, boasting some magnificent architecture like the Sultan Abdul Samad Building. Lastly, how could we forget the lively neighbourhoods and wonderful sights. After all that is what makes Malaysia, Malaysia.

To find out more information about cuisine & dining, nightlife & entertainment, shopping and others, you can visit the official website portal at [www.visitkl.gov.my](http://www.visitkl.gov.my)







## Directions

The easiest way for you to get from KLIA or KLIA2 to the city is through the KLIA express. Enjoy a fast and safe ride that takes less than 30 mins to KL Central. The KLIA express costs RM55 for a one-way trip and RM100 for a return trip. Additionally, KLIA express has a full schedule on their website to ensure that you never miss your flight. For more information and online booking, check out their website <https://www.kliaekspres.com>

Upon arrival at KL Central, you can walk across to the conference venue (Hilton Kuala Lumpur) via a linked bridge.



## Travel Safety for Participants outside from other ASEAN countries

Previously, all travellers required to download the app and fill in their personal details, purpose of visit and destination stay with vaccine information before entering Malaysia.

Effective from 1st August 2022, all international travellers entering Malaysia need not fill up Traveller's Card in MySejahtera. However, upon arrival, if a traveller is detected to have a fever or unwell through a thermal scanner, they will be referred to the nearest healthcare facility for further examination and treatment.

